

EXFORD HOMESTEAD COMPLEX

655 EXFORD ROAD, WEIR VIEWS



DRAWING REGISTER

A0.00	LOCATION PLAN & GENERAL NOTES
A0.10	SITE PLAN
A1.10	B1 HOMESTEAD - DEMOLITION PLAN
A1.11	B1 HOMESTEAD - DEMOLITION ELEVATION
A1.20	B1 HOMESTEAD - PROPOSED PLAN
A1.21	B1 HOMESTEAD - PROPOSED CONSERVATION ELEVATIONS
A1.22	B1 HOMESTEAD - PROPOSED SECTIONS
A1.23	B1 HOMESTEAD - PROPOSED VERANDAH DETAILS
A1.24	B1 HOMESTEAD - PROPOSED RCP
A1.30	B1 HOMESTEAD - PROPOSED KITCHEN
A1.31	B1 HOMESTEAD - PROPOSED AMENITIES
A2.10	B2 KITCHEN AND B3 SERVANT'S QUARTERS - DEMOLITION
A2.20	B2 KITCHEN AND B3 SERVANT'S QUARTERS - PROPOSED & CONSERVATION
A4.10	B4 STABLE/GARAGE - PROPOSED & CONSERVATION
A5.10	B5 STABLE - PROPOSED & CONSERVATION
A6.10	B6 UNDERGROUND TANK (SOUTH) - DEMOLITION & PROPOSED
A7.10	B7 WEST BLUESTONE PAVILION - PROPOSED & CONSERVATION
A8.10	B8 EAST BLUESTONE PAVILION - PROPOSED & CONSERVATION
A9.10	B9 GARDENER'S COTTAGE - DEMOLITION & CONSERVATION
A10.10	B10 BARN/COACH HOUSE - DEMOLITION
A10.20	B10 BARN/COACH HOUSE - PROPOSED & CONSERVATION
A11.10	B11 UNDERGROUND TANK (NORTH) - PROPOSED AND CONSERVATION
A12.10	B12 BLACKSMITH'S FORGE/RESIDENCE - DEMOLITION
A12.20	B12 BLACKSMITH'S FORGE-RESIDENCE - CONSERVATION
A13.10	SHEARING SHED - PROPOSED AND CONSERVATION
A14.10	F2 ENTRY GATEPOSTS AND FENCE - PROPOSED & CONSERVATION
A14.11	F3 BLUESTONE WALL - PROPOSED & CONSERVATION

GENERAL NOTES:

- ALL DRAWINGS ARE TO BE READ IN CONJUNCTION WITH THE METHODS OF REPAIR, SCHEDULES OF WORKS, AND ALL CONSULTANT DOCUMENTATION.
- ALL WORKS ARE TO COMPLY WITH AUSTRALIAN STANDARDS AND METHODOLOGIES DETAILED IN THE METHODS OF REPAIR AND SPECIFICATION.
- IF THERE IS ANY DOUBT AS TO THE METHODOLOGIES PROPOSED OR THE ABILITY TO UNDERTAKE THE WORKS AS DOCUMENTED, THE CONTRACTOR IS TO INFORM THE ARCHITECT IMMEDIATELY.
- WORK HAS BEEN ASSESSED FROM GROUND AND ACCESSIBLE HEIGHT ONLY - NO AT-HEIGHT ACCESS HAS BEEN AVAILABLE. REASONABLE ALLOWANCE SHOULD BE MADE FOR AT-HEIGHT WORKS NOT SCOPED AT CLOSE PROXIMITY.
- ANY DISCREPANCIES BETWEEN ARCHITECTURAL DOCUMENTATION AND SITE CONDITIONS ARE TO BE RAISED AS SOON AS SUCH DISCREPANCIES ARE IDENTIFIED.
- DO NOT SCALE OFF DRAWINGS, USE DIMENSIONS ONLY.
- DRAWINGS AT A LARGER SCALE TAKE PRECEDENCE OVER DRAWINGS OF A SMALLER SCALE.
- PROVIDE PROTECTION TO ALL ADJACENT FABRIC THAT IS NOT SUBJECT TO WORKS INCLUDING BUT NOT LIMITED TO DECORATIVE MOULDINGS, FLOORS, GLAZING, AND OTHER ITEMS OF HERITAGE VALUE. ANY DAMAGE CAUSED DURING THE COURSE OF WORKS IS TO BE RECTIFIED AT CONTRACTOR'S COST.
- IF REQUIRED OR NOTED, CAREFULLY REMOVE, LABEL, SALVAGE, AND STORE ITEMS IN A SECURE, DRY LOCATION FOR REINSTATEMENT AS DIRECTED.
- LABEL ALL SALVAGED ITEMS INDICATED NUMBER AND ORIGINAL LOCATION PRIOR TO STORAGE.

DEMOLITION NOTES:

- ALL DEMOLITION WORK IS TO BE CARRIED OUT IN ACCORDANCE WITH AS 2601 AND ALL OTHER RELEVANT STANDARDS.
- ALLOW TO SUBMIT PHOTOGRAPHIC DILAPIDATION REPORT OF THE EXISTING CONDITION OF ALL BUILDINGS FOR APPROVAL PRIOR TO ANY DEMOLITION OR GENERAL WORKS COMMENCEMENT.
- ALL DEMOLISHED DEBRIS IS TO BE DISPOSED OFF SITE IN ACCORDANCE WITH EPA AND OTHER RELEVANT AUTHORITY GUIDELINES. DO NOT ALLOW WASTE RUNOFF INTO ADJACENT RESERVOIR.
- DO NOT DEMOLISH STRUCTURAL ITEMS WITHOUT WRITTEN ADVICE FROM STRUCTURAL ENGINEER AND ARCHITECT.
- ALLOW TO REMOVE ALL REDUNDANT SERVICES, CABLES, CONDUIT, AND THE LIKE AND TO REPAIR SURFACE TO MATCH ADJACENT, WHETHER SPECIFICALLY DRAWN OR NOT.
- IF MATERIAL THAT MAY APPEAR TO BE OF HERITAGE SIGNIFICANCE OR INTEREST IS UNCOVERED DURING THE WORKS, CONTRACTOR IS TO CEASE WORKS IMMEDIATELY AND SEEK WRITTEN INSTRUCTION OF ARCHITECT AND HERITAGE VICTORIA, IF DEEMED NECESSARY.

PRECINCT BUILDINGS:

- B1 HOMESTEAD
- B2 KITCHEN
- B3 SERVANT'S QUARTERS
- B4 STABLE/GARAGE
- B5 STABLE
- B6 UNDERGROUND TANK (SOUTH)
- B7 WEST BLUESTONE PAVILION
- B8 EAST BLUESTONE PAVILION
- B9 GARDENER'S COTTAGE
- B10 BARN/COACH HOUSE
- B11 UNDERGROUND TANK (NORTH)
- B12 BLACKSMITH'S FORGE AND RESIDENCE
- SHEARING SHED

LANDSCAPE ELEMENTS:

- F2 ENTRY GATEPOSTS (& FENCE)
- F3 BLUESTONE WALL

01 SITE PLAN
1:1000

0 10 20 30 40 50M
SCALE 1:1000 @ A1

NO.	DATE	REVISION
DD1	07/08/24	CLIENT REVIEW
DD2	04/10/2024	CLIENT REVIEW
DD3	08/11/2024	HERITAGE VICTORIA

NOTE: ALL DIMENSIONS ARE TO BE VERIFIED ON SITE BEFORE COMMENCING ANY WORK OR PREPARING ANY SHOP DRAWINGS. SCALE INDICATED FOR REFERENCE ONLY. DO NOT SCALE OFF DRAWINGS. DO NOT SCALE DRAWINGS. OMISSIONS OR DISCREPANCIES ARE TO BE NOTIFIED TO THE ARCHITECT.

COPYRIGHT: THIS DRAWING IS COPYRIGHT AND REMAINS THE PROPERTY OF LOVELL CHEN.

STRUCTURAL ENGINEER
BCE DESIGN
LEVEL 1/183 SMITH STREET
FITZROY VIC 3065

CLIENT
EXFORD WATERS PTY LTD
P.O. BOX 2389, MELTON SOUTH 3338

LOVELL CHEN
LEVEL 5, 176 WELLINGTON PARADE
EAST MELBOURNE 3002 AUSTRALIA
TEL +61 (0)3 9667 0800
enquiry@lovellichen.com.au
www.lovellichen.com.au

PROJECT
**655 EXFORD ROAD
WEIR VIEWS**

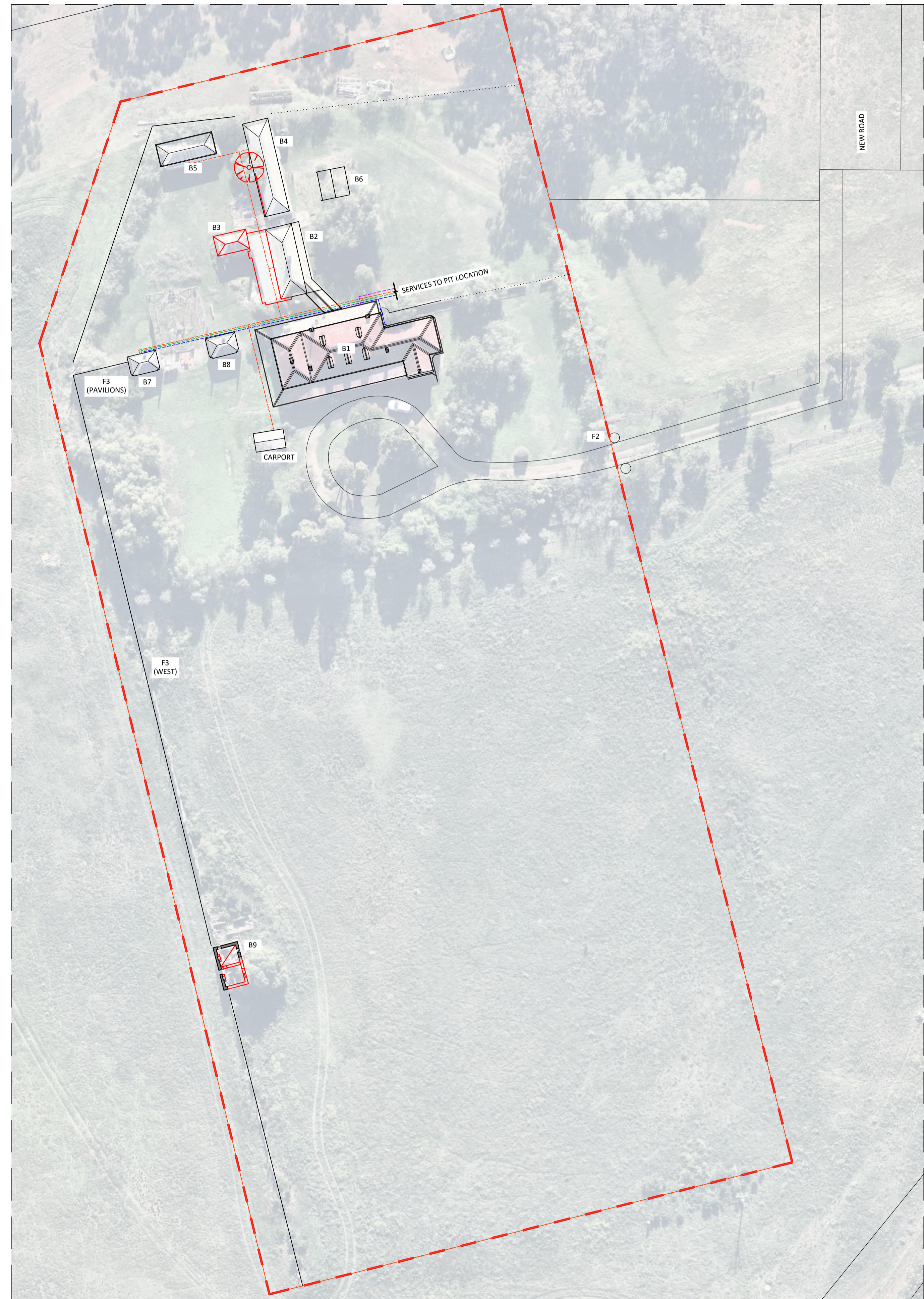
LOCATED ON WURUNDJERI COUNTRY
DRAWN: GW CHECKED: MB PROJECT NO.: 7888 DATE: APRIL 2024

DRAWING TITLE
TITLE PAGE

PREPARED ON THE LANDS OF THE WURUNDJERI PEOPLE
ISSUE: DESIGN DEVELOPMENT SCALE: 1:1000@A1 DRAWING NO.: A0.00 REVISION: DD3



01 FARM BUILDINGS PRECINCT SITE PLAN
1:500



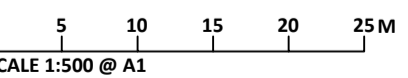
02 HOMESTEAD PRECINCT SITE PLAN
1:500

- GENERAL NOTES:**
1. ALL DRAWINGS ARE TO BE READ IN CONJUNCTION WITH THE ARCHITECTURAL SPECIFICATION AND SCHEDULES OF WORKS.
 2. ALL DRAWINGS ARE TO BE READ IN CONJUNCTION WITH ALL CONSULTANT DOCUMENTATION.

- LEGEND (INDICATIVE):**
- PRECINCT CORE AREA
 - SEWAGE
 - ELECTRICITY
 - WATER
 - GAS
 - FENCE (NOT-IN-SCOPE)
 - DEMOLITION

- PRECINCT BUILDINGS:**
- B1 HOMESTEAD
 - B2 KITCHEN
 - B3 SERVANT'S QUARTERS
 - B4 STABLE/GARAGE
 - B5 STABLE
 - B6 UNDERGROUND TANK (SOUTH)
 - B7 WEST BLUESTONE PAVILION
 - B8 EAST BLUESTONE PAVILION
 - B9 GARDENER'S COTTAGE
 - B10 BARN/COACH HOUSE
 - B11 UNDERGROUND TANK (NORTH)
 - B12 BLACKSMITH'S FORGE AND RESIDENCE
 - SHEARING SHED

- LANDSCAPE ELEMENTS:**
- F2 ENTRY GATEPOSTS (& FENCE)
 - F3 BLUESTONE WALL



NO.	DATE	REVISION
DD1	07/08/2024	CLIENT REVIEW
DD2	04/10/2024	CLIENT REVIEW
DD3	08/11/2024	HERITAGE VICTORIA

NOTE: ALL DIMENSIONS ARE TO BE VERIFIED ON SITE BEFORE COMMENCING ANY WORK OR PREPARING ANY SHOP DRAWINGS. SCALE INDICATED FOR REFERENCE ONLY. DO NOT SCALE OFF DRAWINGS. DO NOT SCALE DRAWINGS. OMISSIONS OR DISCREPANCIES ARE TO BE NOTIFIED TO THE ARCHITECT.

COPYRIGHT: THIS DRAWING IS COPYRIGHT AND REMAINS THE PROPERTY OF LOVELL CHEN.

STRUCTURAL ENGINEER
BCE DESIGN
LEVEL 1/383 SMITH STREET
FITZROY VIC 3065

CLIENT
EXFORD WATERS PTY LTD
P.O. BOX 2389, MELTON SOUTH 3338

LOVELL CHEN
LEVEL 5, 176 WELLINGTON PARADE
EAST MELBOURNE 3002 AUSTRALIA
TEL +61 (0)3 9667 0800
enquiry@lovellichen.com.au
www.lovellichen.com.au

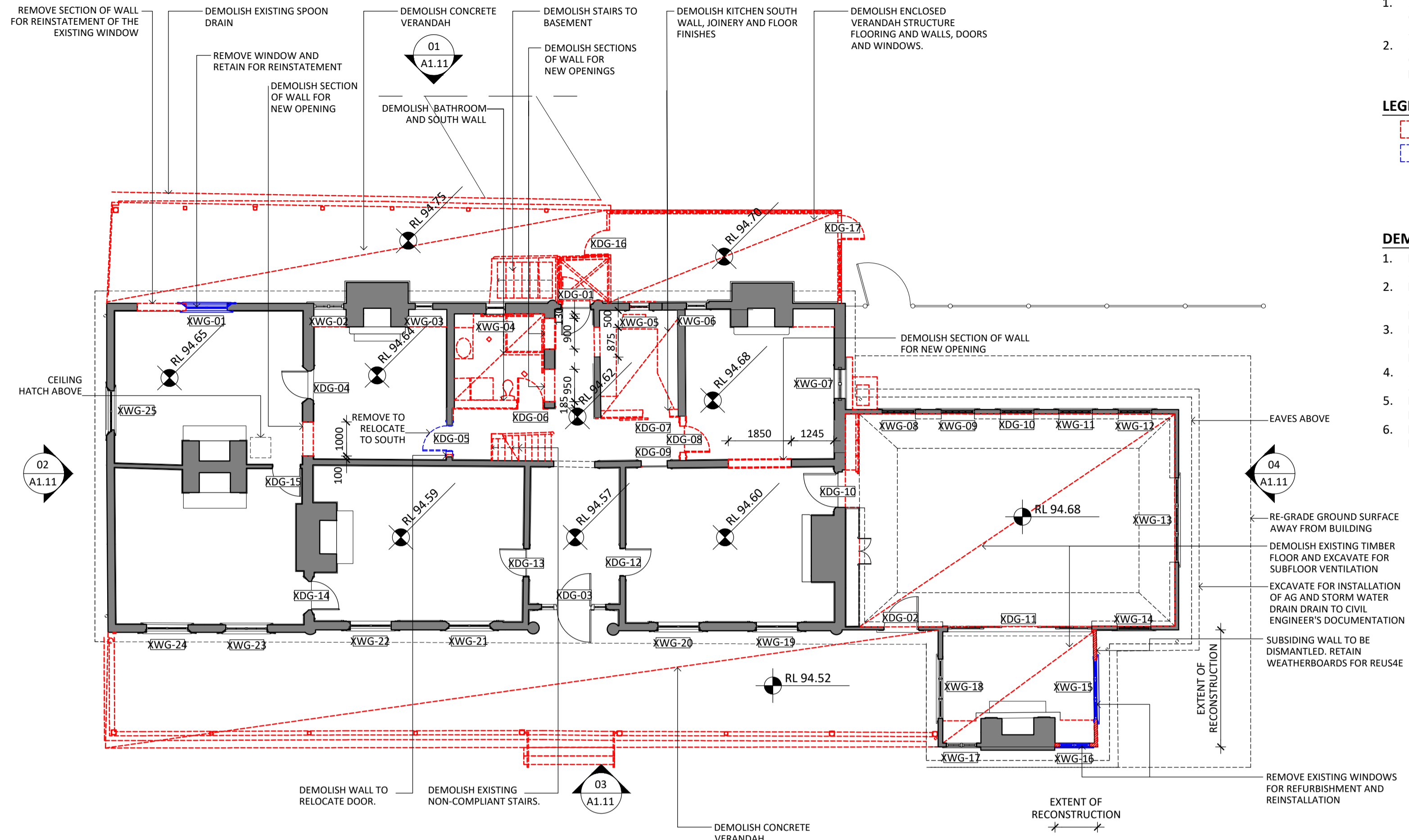
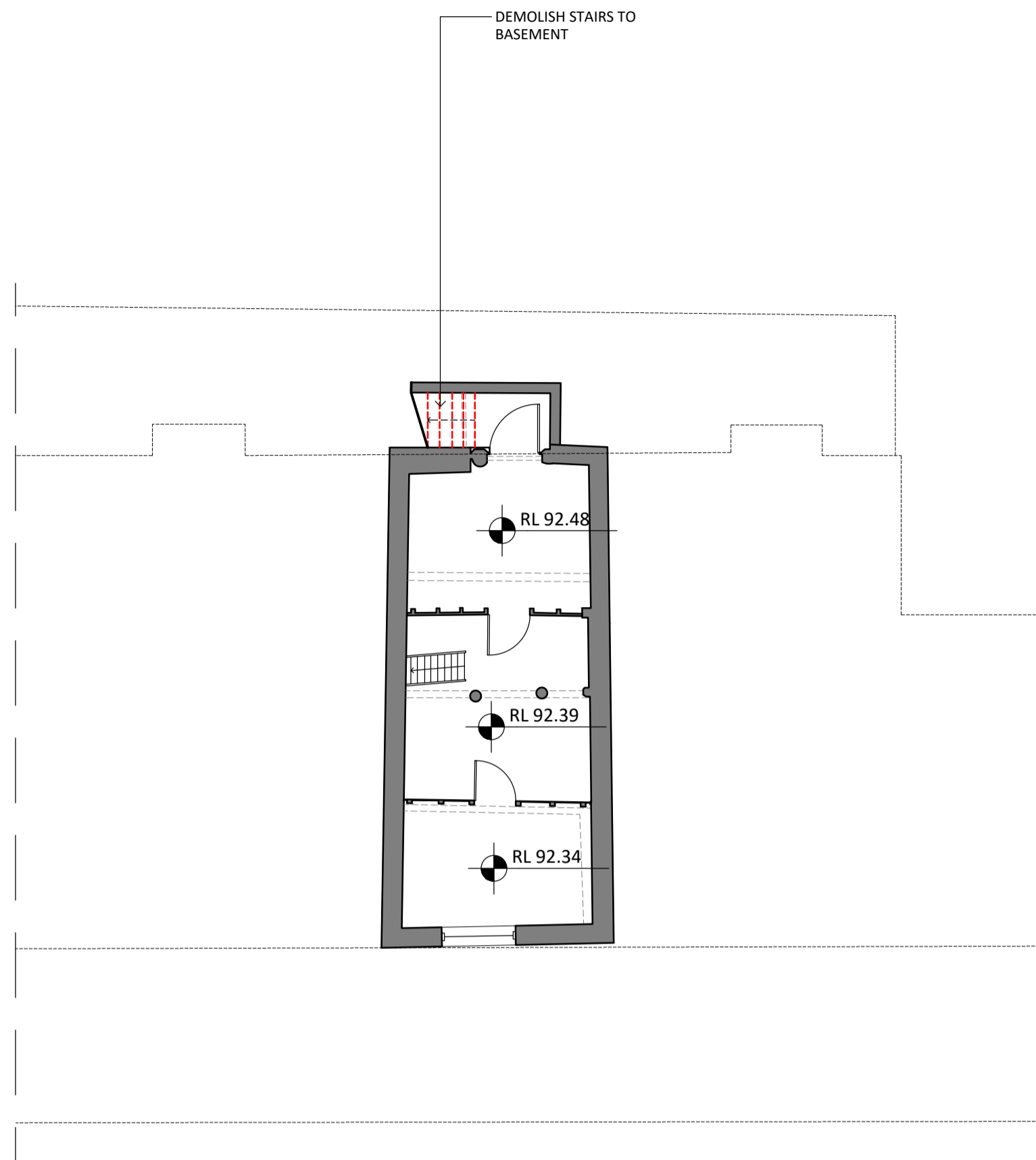
PROJECT
655 EXFORD ROAD
WEIR VIEWS

LOCATED ON WURUNDJERI COUNTRY
DRAWN OL CHECKED MB PROJECT NO. 7888 DATE APRIL 2024

DRAWING TITLE
SITE PLAN


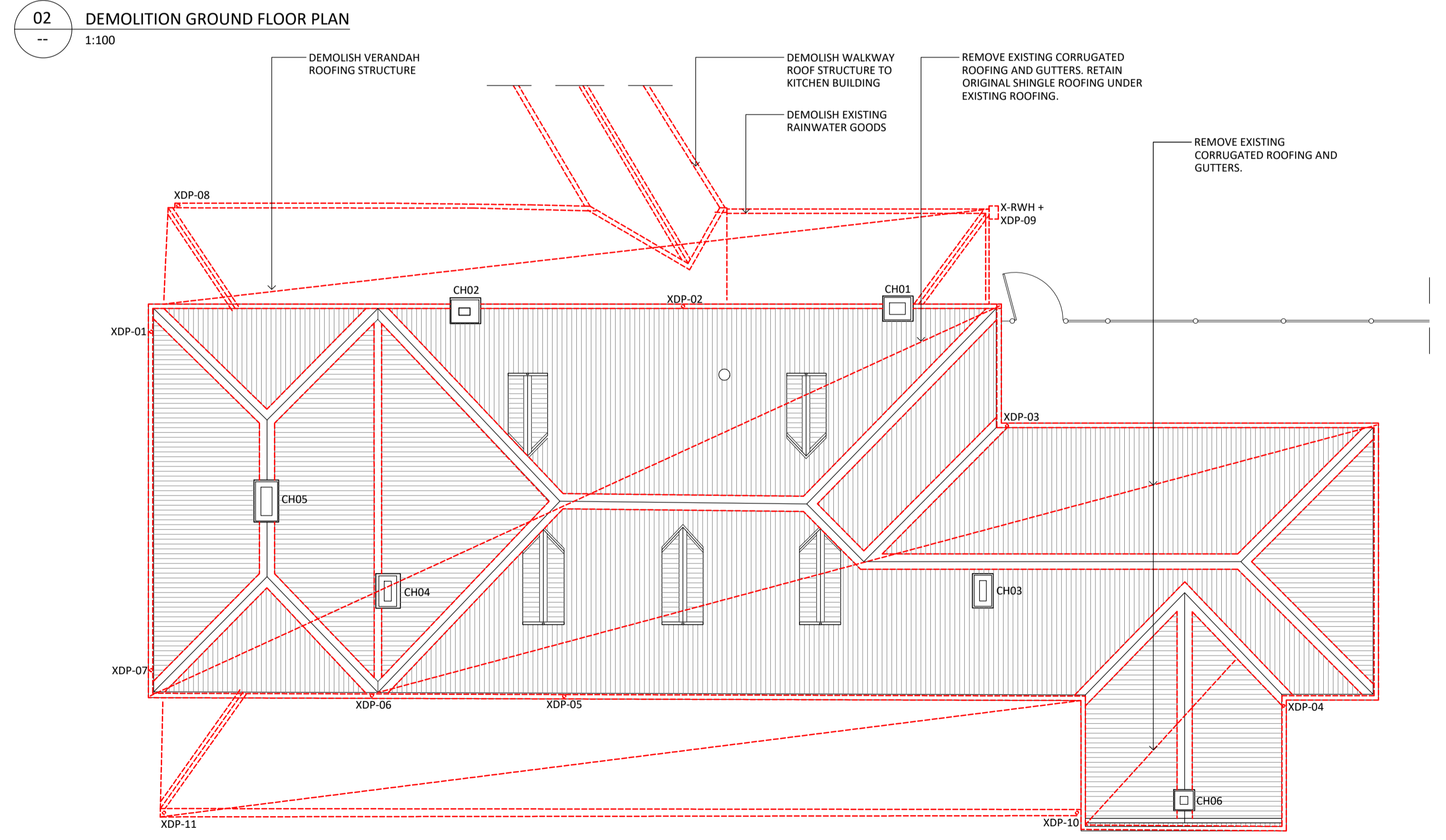
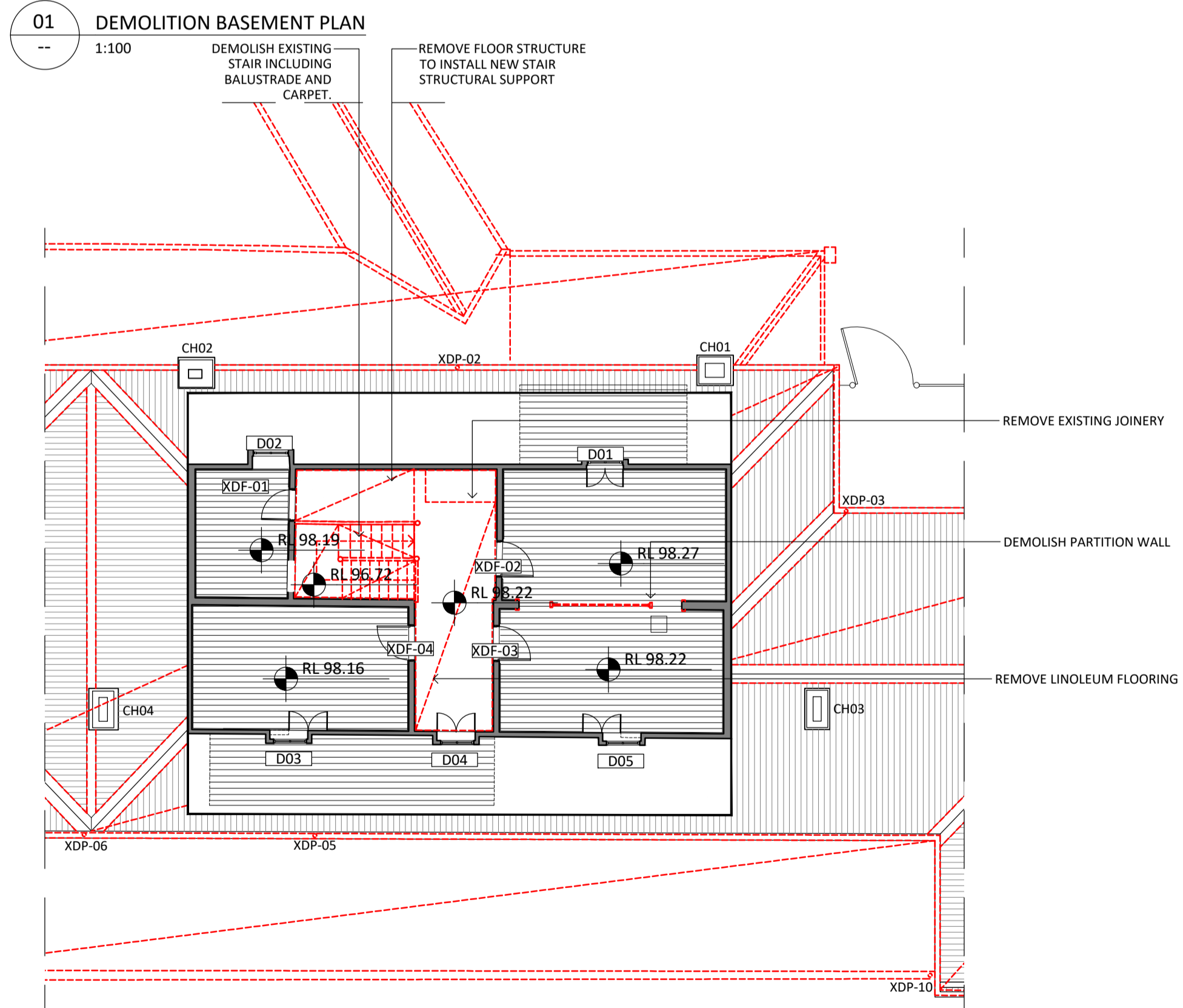
PREPARED ON THE LANDS OF THE WURUNDJERI PEOPLE
ISSUE DESIGN DEVELOPMENT SCALE 1:500@A1 DRAWING NO. A0.10 REVISION DD3



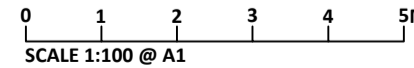


- GENERAL NOTES:**
- ALL DRAWINGS ARE TO BE READ IN CONJUNCTION WITH THE ARCHITECTURAL SPECIFICATION AND SCHEDULES OF WORKS.
 - ALL DRAWINGS ARE TO BE READ IN CONJUNCTION WITH ALL CONSULTANT DOCUMENTATION.
- LEGEND:**
- DEMOLITION
 - DISMANTLE FOR REUSE

- DEMOLITION NOTES:**
- REMOVE FLOOR FINISHES WHERE ANNOTATED.
 - REMOVE TIMBER FLOORING WHERE ANNOTATED. RETAIN ALL FLOOR BOARDS FOR REPAIRS.
 - REMOVE AND RETAIN SKIRTINGS TO BE REUSED IN THE AREAS OF WORKS WHERE NEW OPENINGS ARE CREATED.
 - ALL EXISTING WALLS TO BE PROPPED TO STRUCTURAL ENGINEER'S DETAIL. PROTECT EXISTING FABRIC TO BE RETAINED FROM DAMAGE DURING CONSTRUCTION.
 - INSTALL LINTELS TO ALL NEW OPENINGS BEFORE DEMOLITION.



NOT FOR CONSTRUCTION



NO.	DATE	REVISION
DD1	07/08/2024	CLIENT REVIEW
DD2	10/09/2024	CLIENT REVIEW
DD3	04/10/2024	CLIENT REVIEW
DD4	08/11/2024	HERITAGE VICTORIA

NOTE: ALL DIMENSIONS ARE TO BE VERIFIED ON SITE BEFORE COMMENCING ANY WORK OR PREPARING ANY SHOP DRAWINGS. SCALE INDICATED FOR REFERENCE ONLY. DO NOT SCALE OFF DRAWINGS. DO NOT SCALE DRAWINGS. OMISSIONS OR DISCREPANCIES ARE TO BE NOTIFIED TO THE ARCHITECT.

COPYRIGHT: THIS DRAWING IS COPYRIGHT AND REMAINS THE PROPERTY OF LOVELL CHEN.

STRUCTURAL ENGINEER
BCE DESIGN
 LEVEL 1/383 SMITH STREET
 FITZROY VIC 3065

CLIENT
EXFORD WATERS PTY LTD
 P.O. BOX 2389, MELTON SOUTH 3338

LOVELL CHEN
 LEVEL 5, 176 WELLINGTON PARADE
 EAST MELBOURNE 3002 AUSTRALIA
 TEL +61 (0)3 9667 0800
 enquiry@lovelchen.com.au
 www.lovelchen.com.au

PROJECT
**655 EXFORD ROAD
 WEIR VIEWS**

LOCATED ON WURUNDJERI COUNTRY

DRAWN	CHECKED	PROJECT NO.	DATE
OL	MT	7888	APRIL 2024

DRAWING TITLE
**B1 HOMESTEAD
 DEMOLITION
 PLANS**

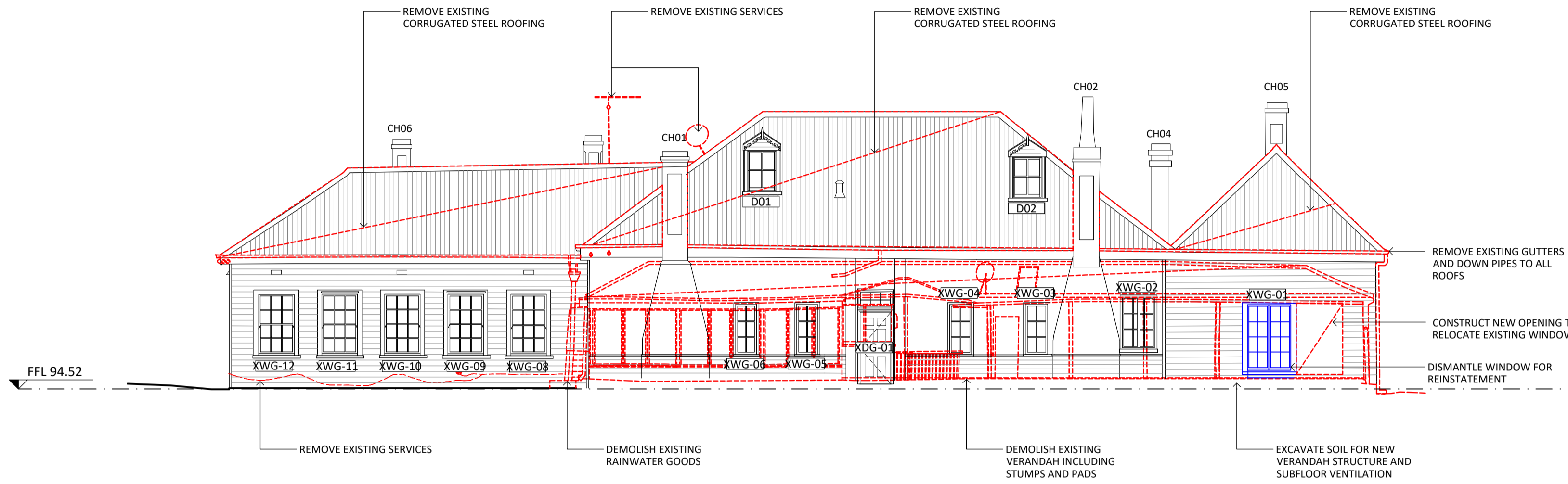
PREPARED ON THE LANDS OF THE WURUNDJERI PEOPLE

ISSUE	SCALE	DRAWING NO.	REVISION
DESIGN DEVELOPMENT	1:100@A1	A1.10	DD4

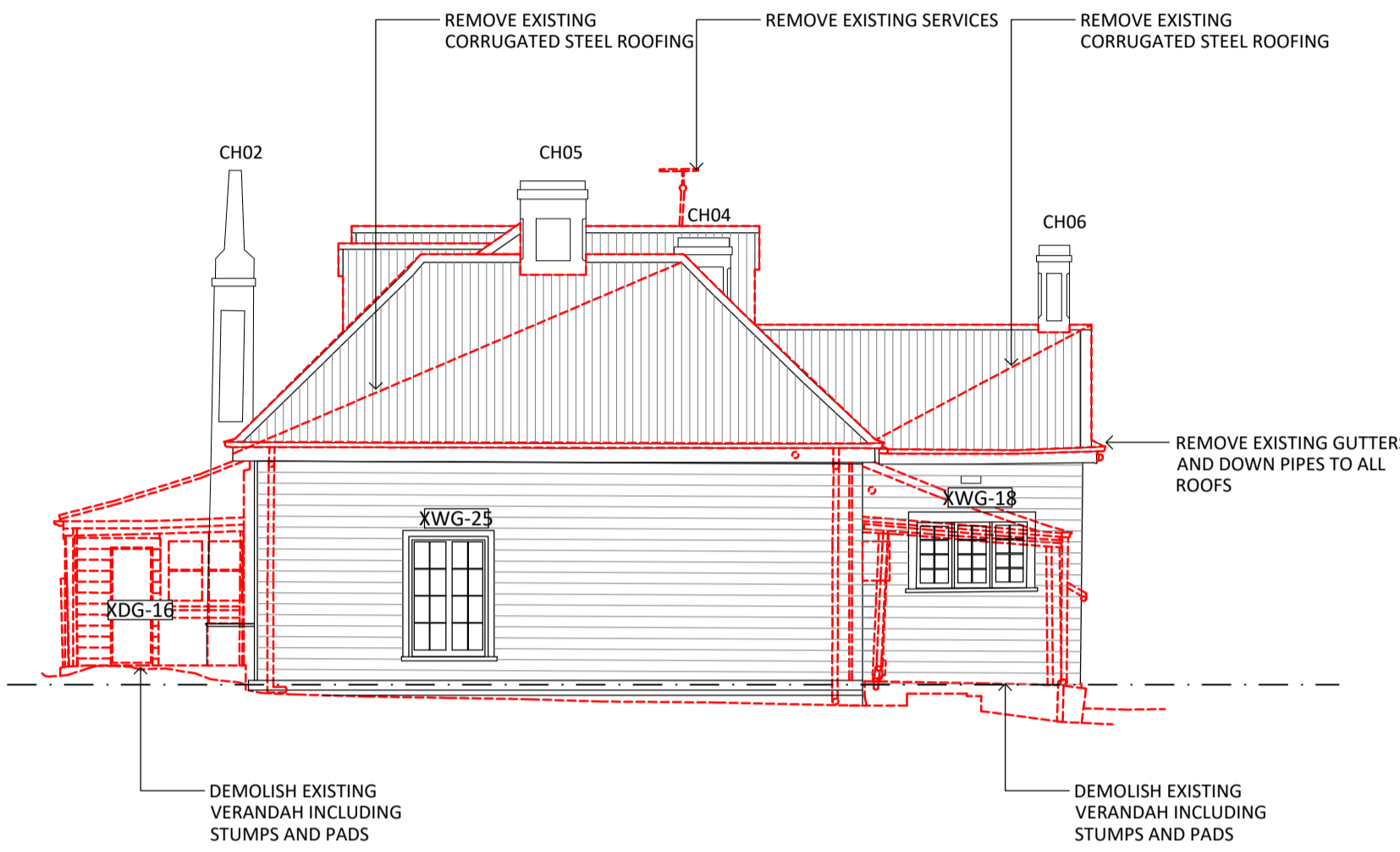
- GENERAL NOTES:**
1. ALL DRAWINGS ARE TO BE READ IN CONJUNCTION WITH THE ARCHITECTURAL SPECIFICATION AND SCHEDULES OF WORKS.
 2. ALL DRAWINGS ARE TO BE READ IN CONJUNCTION WITH ALL CONSULTANT DOCUMENTATION.

- LEGEND:**
- DEMOLITION
 - DISMANTLE

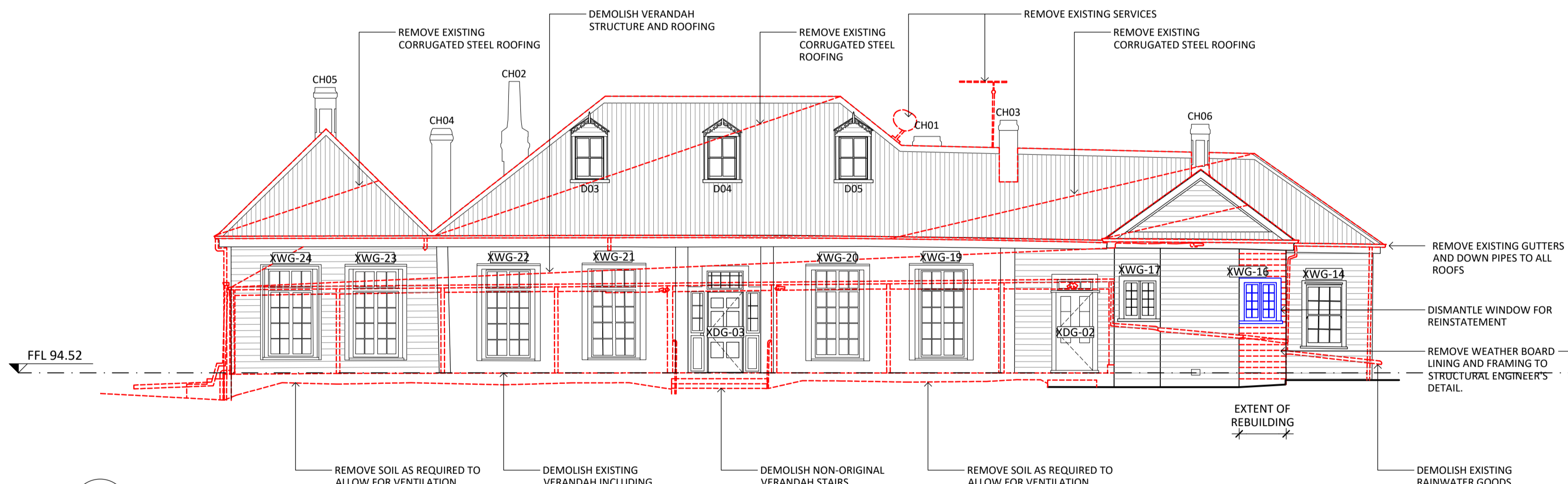
- DEMOLITION NOTES:**
1. REMOVE FLOOR FINISHES WHERE ANNOTATED.
 2. REMOVE TIMBER FLOORING WHERE ANNOTATED. RETAIN ALL FLOOR BOARDS FOR REPAIRS.
 3. REMOVE AND RETAIN SKIRTINGS TO BE REUSED IN THE AREAS OF WORKS WHERE NEW OPENINGS ARE CREATED.
 4. ALL EXISTING WALLS TO BE PROPPED TO STRUCTURAL ENGINEER'S DETAIL. PROTECT EXISTING FABRIC TO BE RETAINED FROM DAMAGE DURING CONSTRUCTION.
 5. INSTALL LINTELS TO ALL NEW OPENINGS BEFORE DEMOLITION.



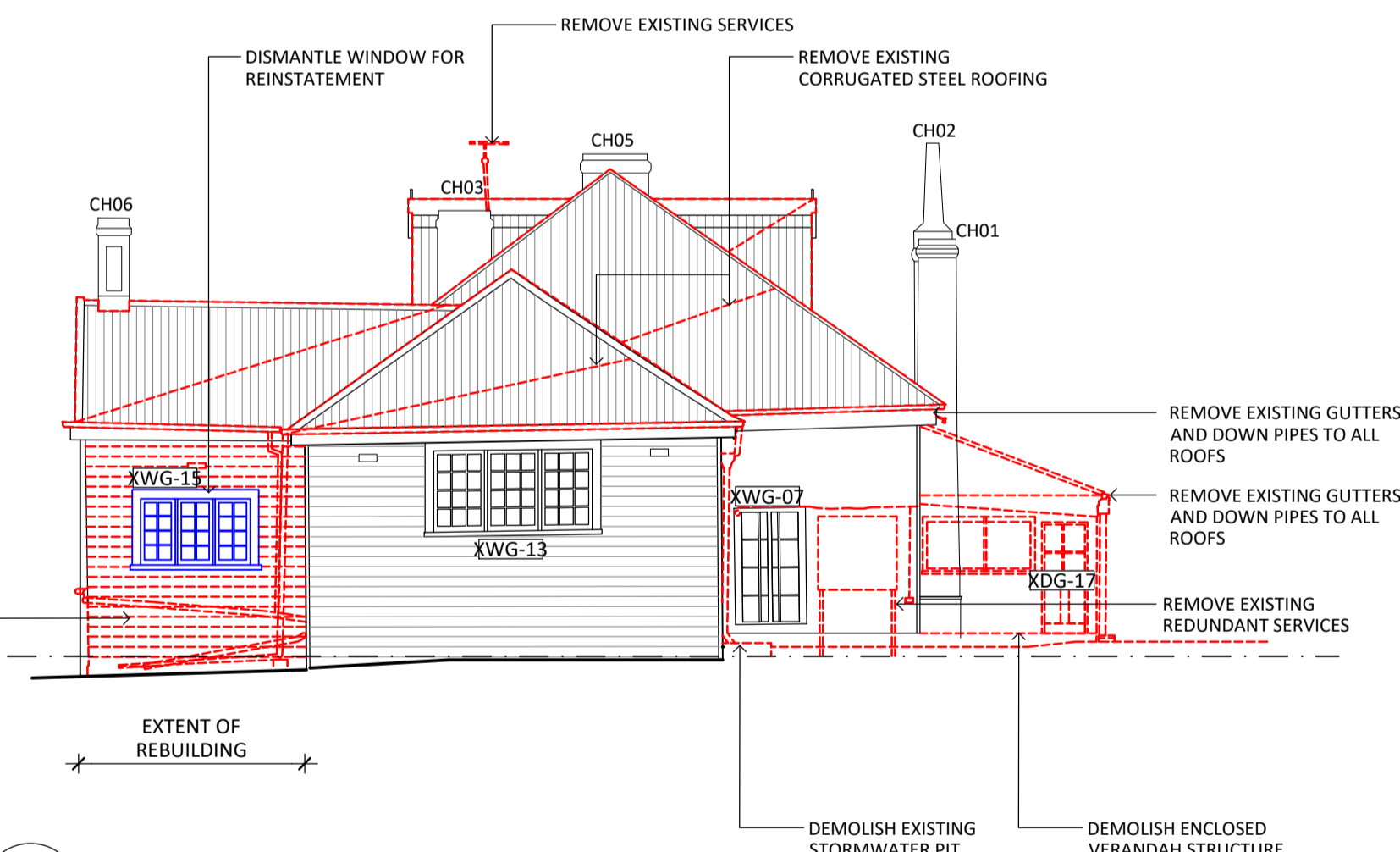
01 NORTH ELEVATION
A1.10 1:100



02 WEST ELEVATION
A1.10 1:100

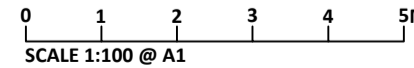


03 SOUTH ELEVATION
A1.10 1:100



04 EAST ELEVATION
A1.10 1:100

NOT FOR CONSTRUCTION



NO.	DATE	REVISION
DD1	08/08/2024	CLIENT REVIEW
DD2	04/10/2024	CLIENT REVIEW
DD3	08/11/2024	HERITAGE VICTORIA

NOTE: ALL DIMENSIONS ARE TO BE VERIFIED ON SITE BEFORE COMMENCING ANY WORK OR PREPARING ANY SHOP DRAWINGS. SCALE INDICATED FOR REFERENCE ONLY. DO NOT SCALE OFF DRAWINGS. DO NOT SCALE DRAWINGS. OMISSIONS OR DISCREPANCIES ARE TO BE NOTIFIED TO THE ARCHITECT.

COPYRIGHT: THIS DRAWING IS COPYRIGHT AND REMAINS THE PROPERTY OF LOVELL CHEN.

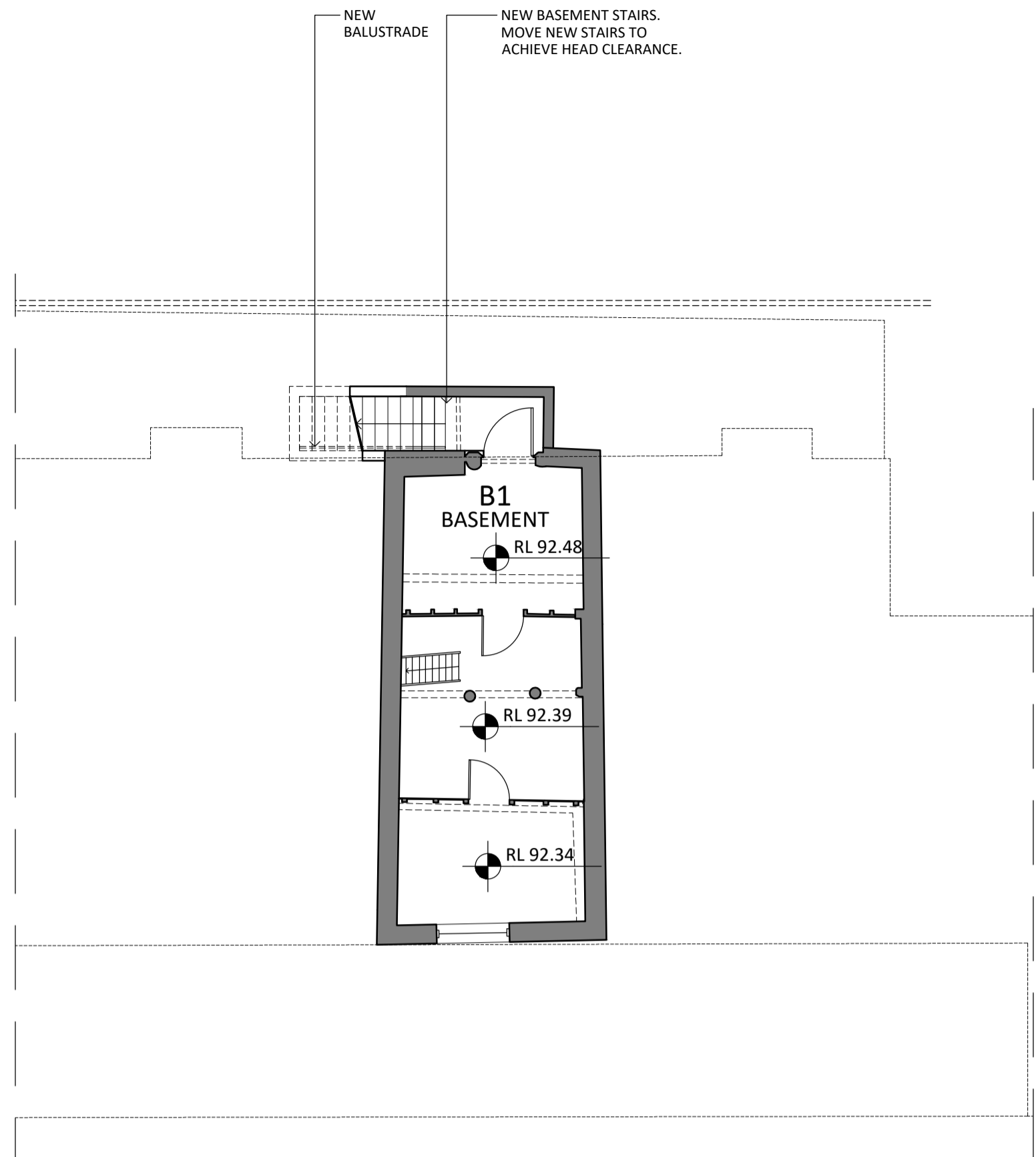
STRUCTURAL ENGINEER
BCE DESIGN
LEVEL 1/383 SMITH STREET
FITZROY VIC 3065

CLIENT
EXFORD WATERS PTY LTD
P.O. BOX 2389, MELTON SOUTH 3338

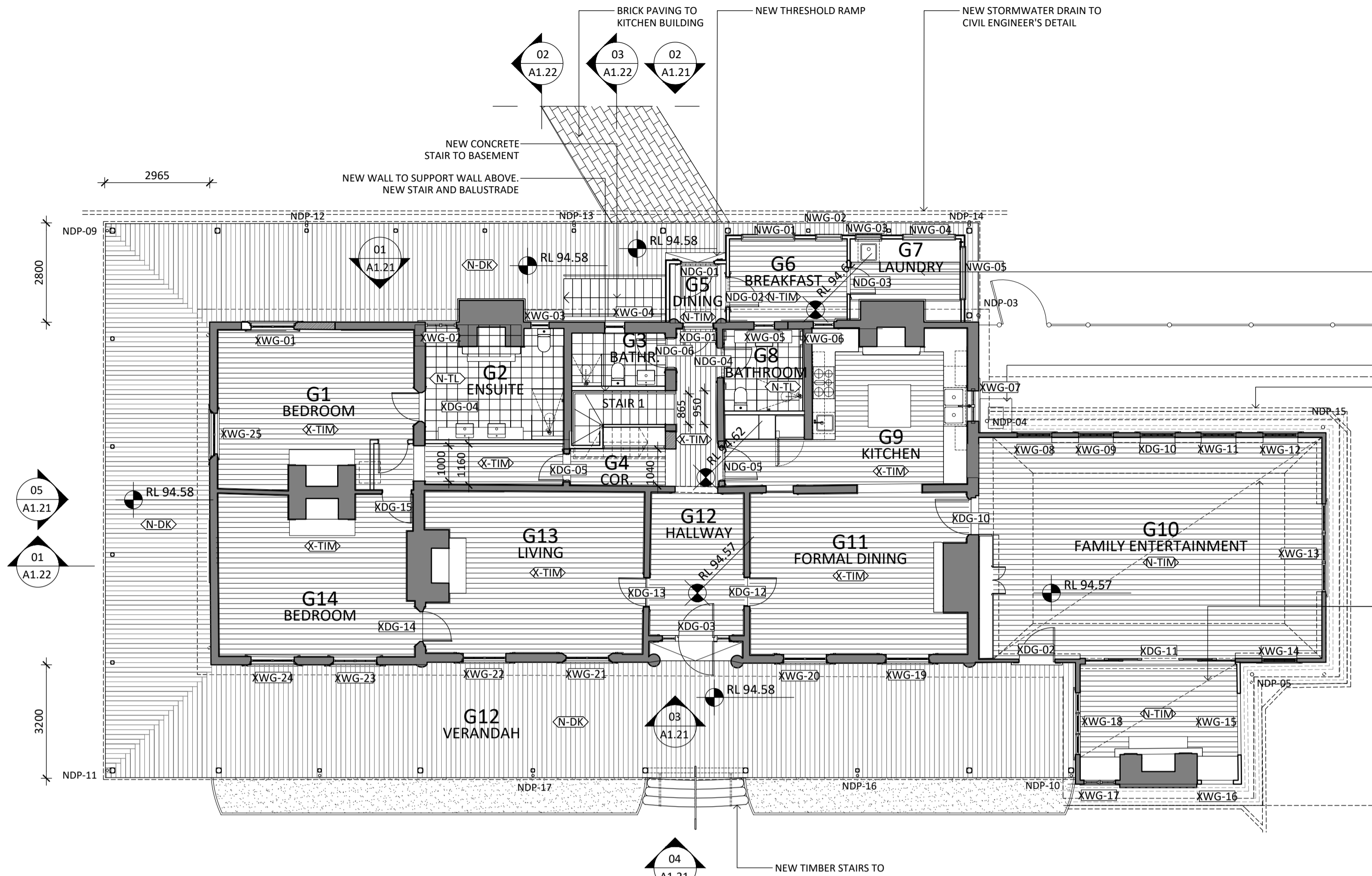
LOVELL CHEN
LEVEL 5, 176 WELLINGTON PARADE
EAST MELBOURNE 3002 AUSTRALIA
TEL +61 (0)3 9667 0800
enquiry@lovellichen.com.au
www.lovellichen.com.au

PROJECT
655 EXFORD ROAD
WEIR VIEWS
LOCATED ON WURUNDJERI COUNTRY
DRAWN OL CHECKED MT PROJECT NO. 7888 DATE APRIL 2024

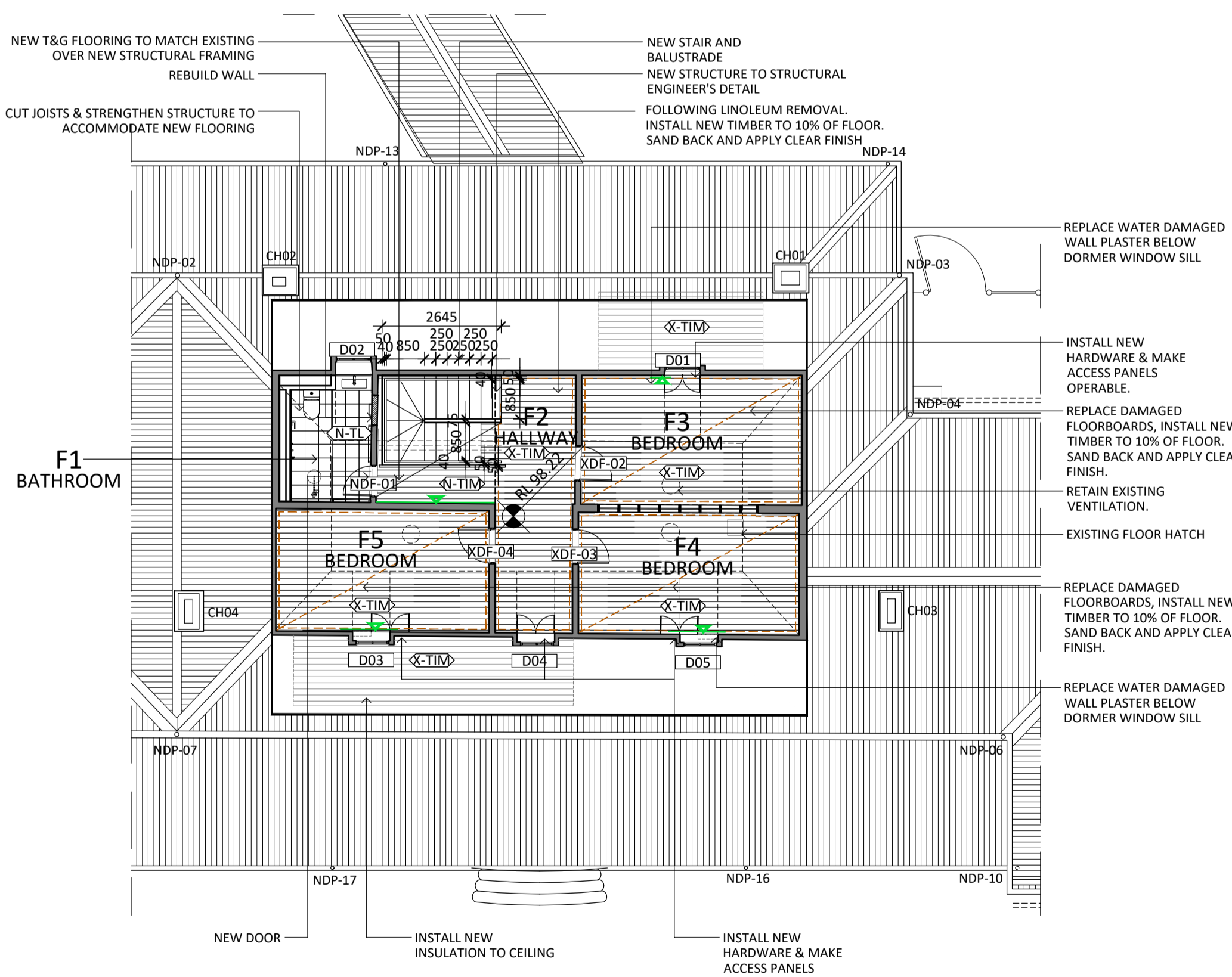
DRAWING TITLE
B1 HOMESTEAD
DEMOLITION
ELEVATIONS
PREPARED ON THE LANDS OF THE WURUNDJERI PEOPLE
ISSUE DESIGN DEVELOPMENT SCALE 1:100@A1 DRAWING NO. A1.11 REVISION DD3



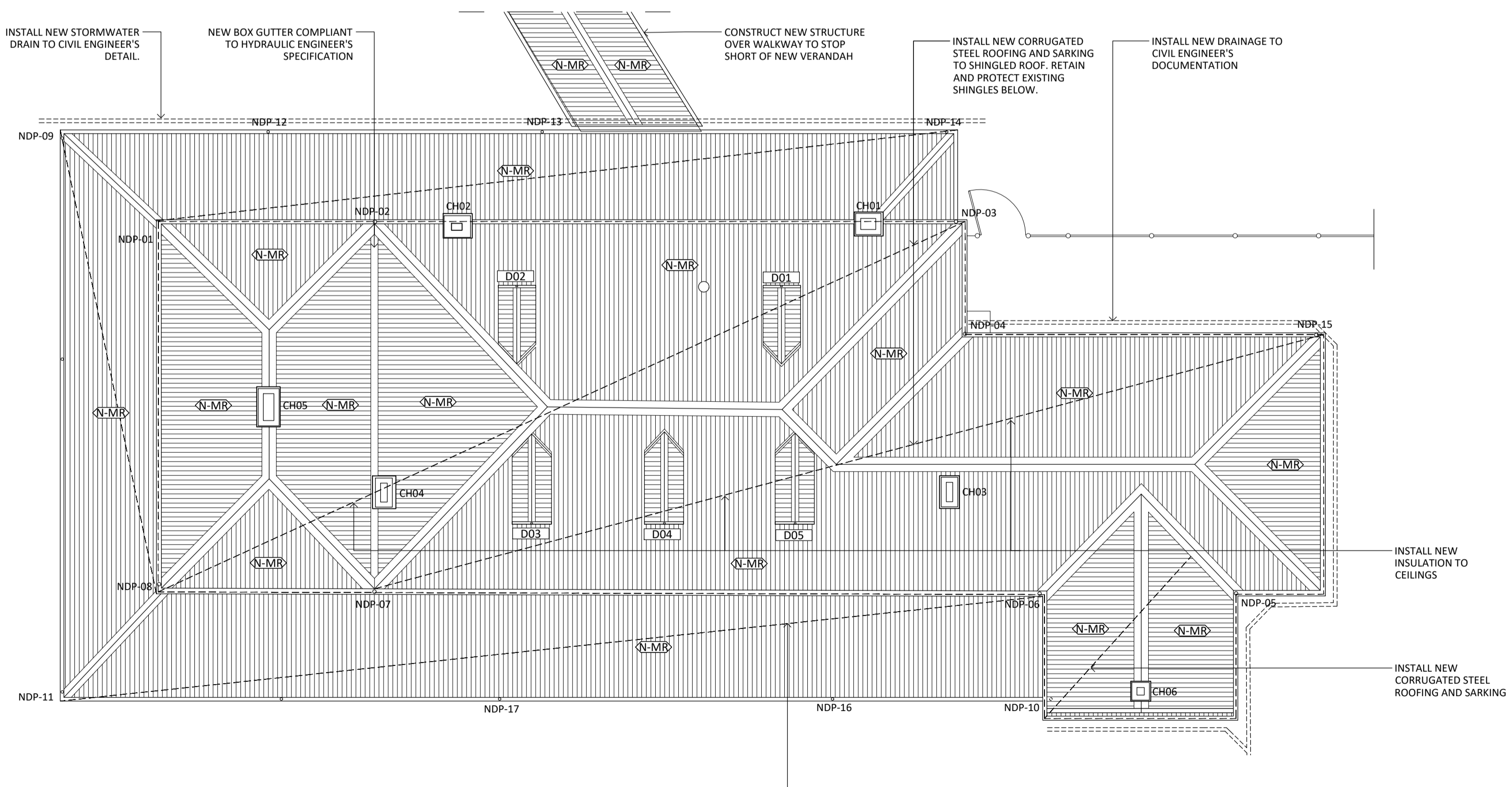
01 PROPOSED BASEMENT PLAN
1:100



02 PROPOSED GROUND FLOOR PLAN
1:100



03 PROPOSED FIRST FLOOR PLAN
1:100



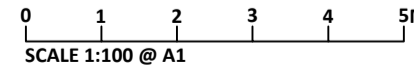
04 PROPOSED ROOF PLAN
1:100

GENERAL NOTES:
1. ALL DRAWINGS ARE TO BE READ IN CONJUNCTION WITH THE ARCHITECTURAL SPECIFICATION AND SCHEDULES OF WORKS.
2. ALL DRAWINGS ARE TO BE READ IN CONJUNCTION WITH ALL CONSULTANT DOCUMENTATION.

- CONSERVATION WORKS LEGEND:**
- GENERAL REPAIRS**
- G2 - REMOVE EMBEDDED ITEM
 - G3 - POULTICE EFFLORESCENCE
- CARPENTRY REPAIRS**
- C1 - TIMBER SPLICE REPAIR
 - C2 - REPLACE TIMBER ITEM
 - C3 - REFIX TIMBER ITEM
 - C4 - DISMANTLE AND REBUILD TIMBER FRAME
- RENDER REPAIRS**
- R1 - FLAT RENDER REPAIR
 - R2 - RENDER REPAIR TO HORIZONTAL SURFACE (PARGING)
- GLAZING REPAIRS**
- GL1 - REPLACE BROKEN GLAZING
 - GL2 - REPLACE TIMBER WINDOW
- BRICKWORK REPAIRS**
- B1 - REPOINT BRICKWORK
 - B2 - REPLACE BRICKWORK
 - B3 - DISMANTLE AND REBUILD BRICKWORK
 - B4 - LIFT & RELAY BRICK PAVING
- STONEMWORK REPAIRS**
- S1 - REPOINT STONEMWORK
 - S5 - STONE CRACK REPAIR (MINOR)
 - S7 - DISMANTLE AND REBUILD STONEMWORK
 - S8 - LIFT & RELAY STONE PAVING
- HARD PLASTER REPAIRS**
- HP1 - FLAT HARD PLASTER REPAIR
 - HP2 - RERUN MOULDED HARD PLASTER
 - HP3 - HARD PLASTER CRACK REPAIR
 - HP4 - PIN HARD PLASTER
- ▲ REPAIR TO RETURN FACE COLOUR INDICATING REPAIR TYPE

- FINISHES LEGEND:**
- ◊-TIM- EXISTING TIMBER FLOORBOARDS
 - ◊-TIM- NEW TIMBER FLOORBOARDS
 - ◊-DK- NEW TIMBER DECKING BOARDS
 - ◊-TL- NEW FLOOR TILES
 - ◊-MR- NEW CORRUGATED METAL SHEETING

NOT FOR CONSTRUCTION



NO.	DATE	REVISION
DD1	07/08/2024	CLIENT REVIEW
DD2	10/09/2024	CLIENT REVIEW
DD3	04/10/2024	CLIENT REVIEW
DD4	08/11/2024	HERITAGE VICTORIA

NOTE: ALL DIMENSIONS ARE TO BE VERIFIED ON SITE BEFORE COMMENCING ANY WORK OR PREPARING ANY SHOP DRAWINGS. SCALE INDICATED FOR REFERENCE ONLY. DO NOT SCALE OFF DRAWINGS. DO NOT SCALE DRAWINGS. OMISSIONS OR DISCREPANCIES ARE TO BE NOTIFIED TO THE ARCHITECT.

STRUCTURAL ENGINEER
BCE DESIGN
LEVEL 1/383 SMITH STREET
FITZROY VIC 3065

COPYRIGHT: THIS DRAWING IS COPYRIGHT AND REMAINS THE PROPERTY OF LOVELL CHEN.

CLIENT
EXFORD WATERS PTY LTD
P.O. BOX 2389, MELTON SOUTH 3338

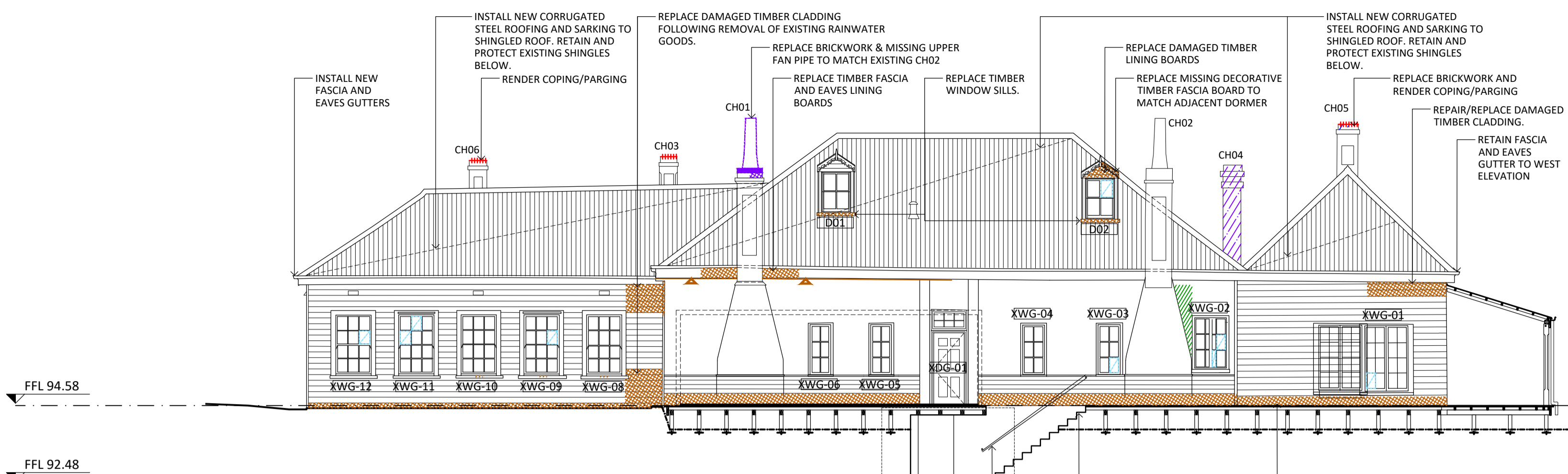
LOVELL CHEN
LEVEL 5, 176 WELLINGTON PARADE
EAST MELBOURNE 3002 AUSTRALIA
TEL +61 (0)3 9667 0800
enquiry@lovelchen.com.au
www.lovelchen.com.au

PROJECT
655 EXFORD ROAD
WEIR VIEWS

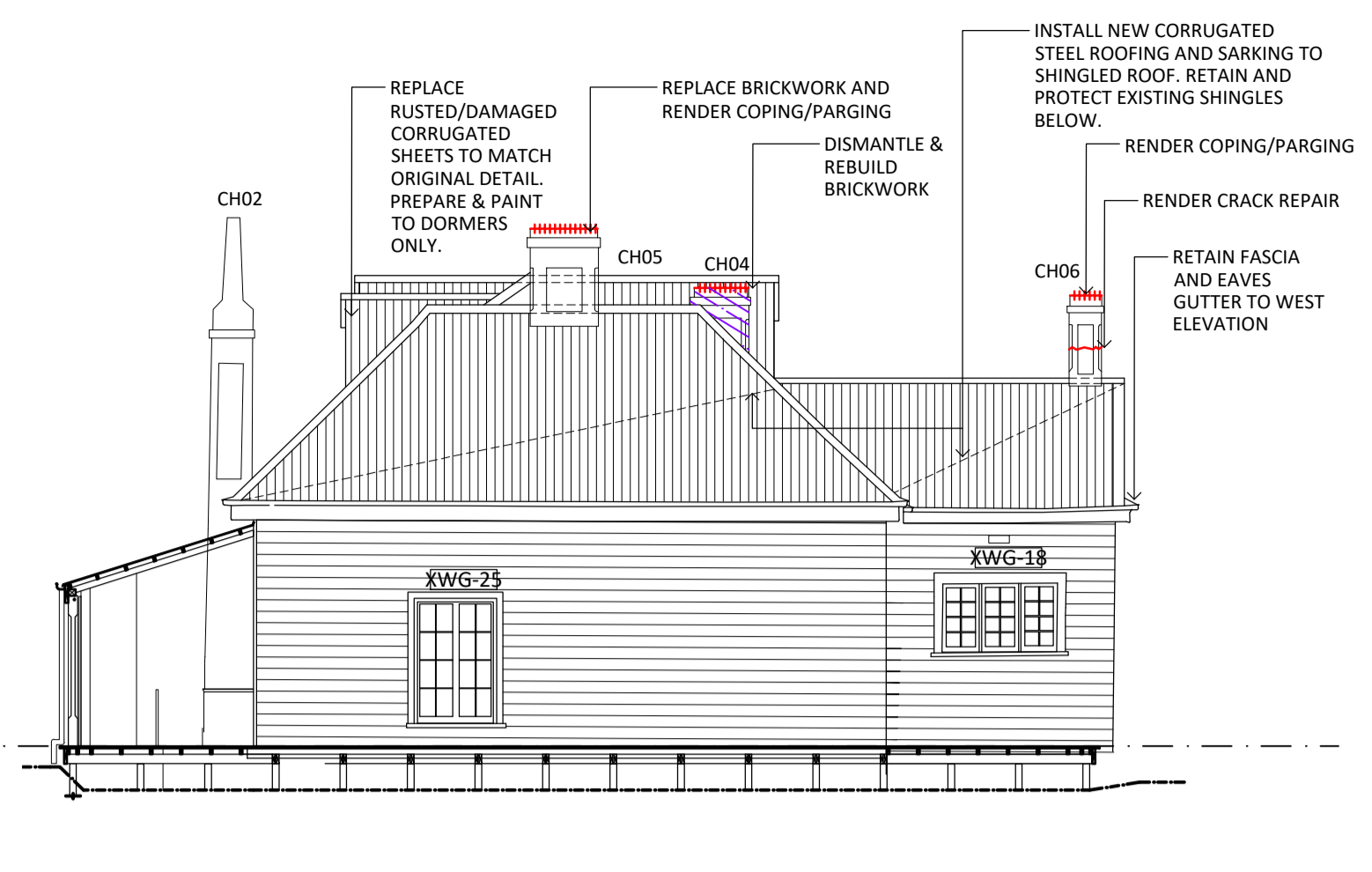
LOCATED ON WURUNDJERI COUNTRY
DRAWN OL CHECKED MT PROJECT NO. 7888 DATE APRIL 2024

DRAWING TITLE
B1 HOMESTEAD
PROPOSED PLAN

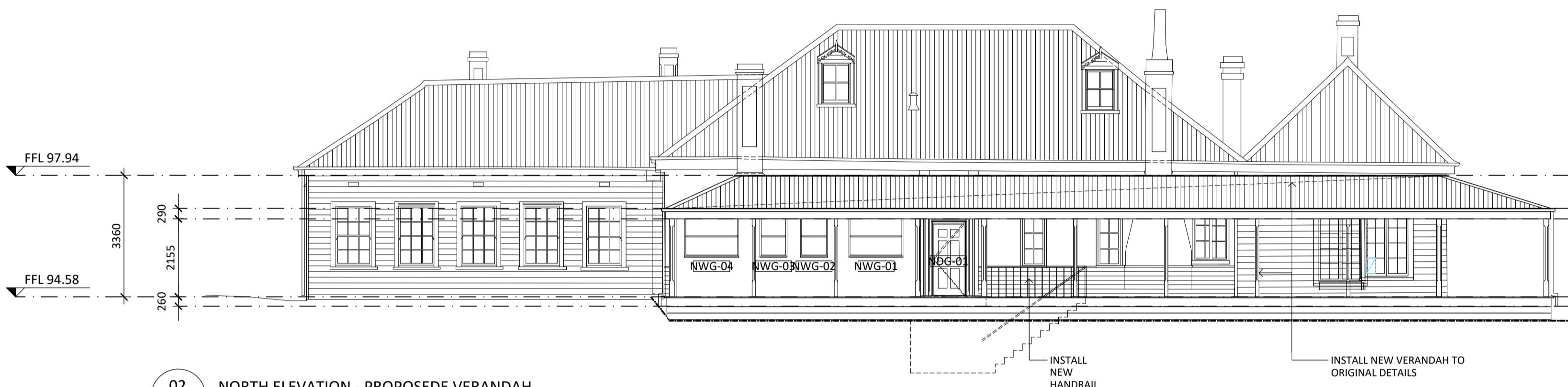
PREPARED ON THE LANDS OF THE WURUNDJERI PEOPLE
ISSUE DESIGN DEVELOPMENT SCALE SCALE@A1 DRAWING NO. A1.20 REVISION DD4



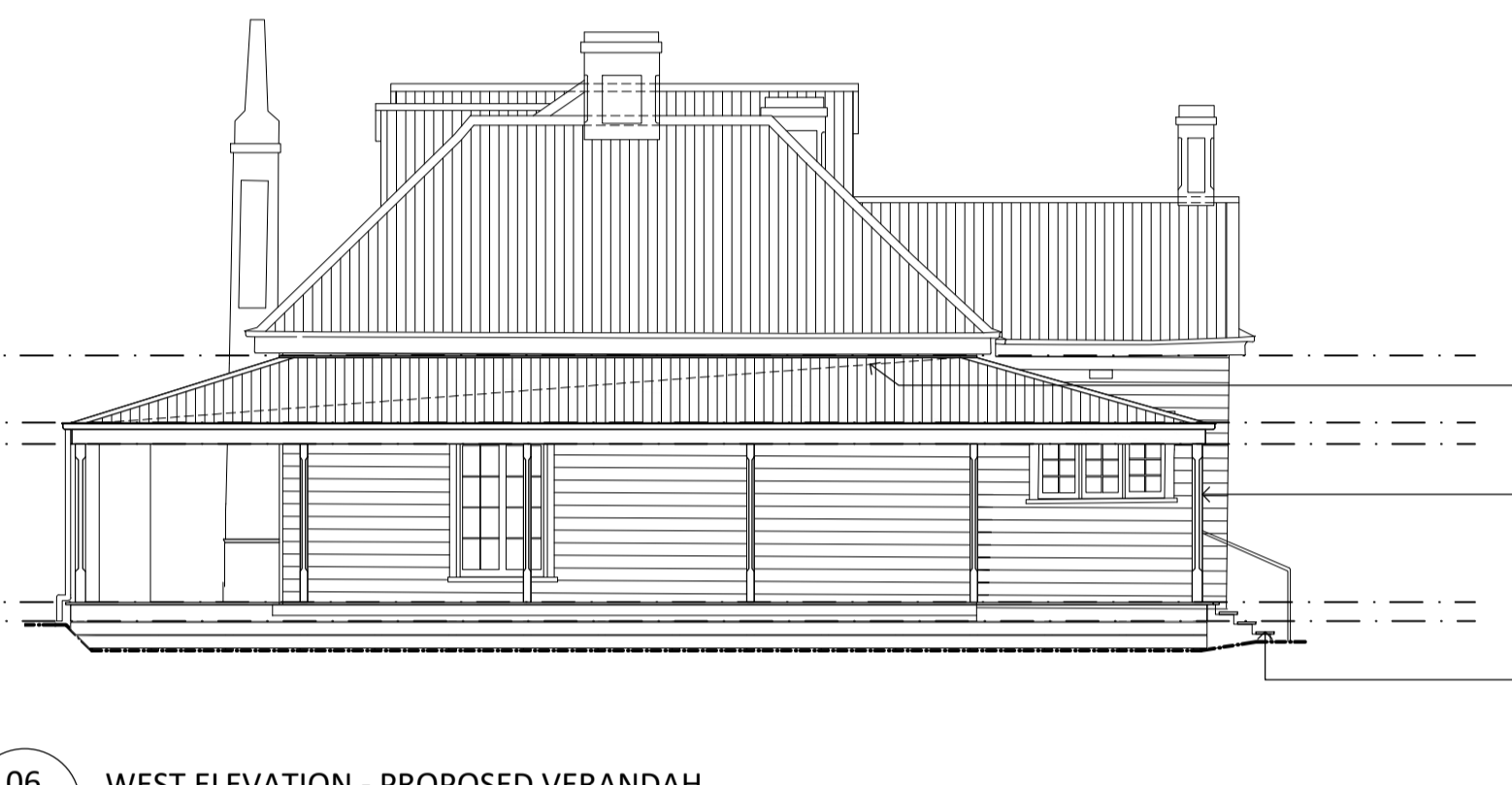
01 NORTH ELEVATION
1:100



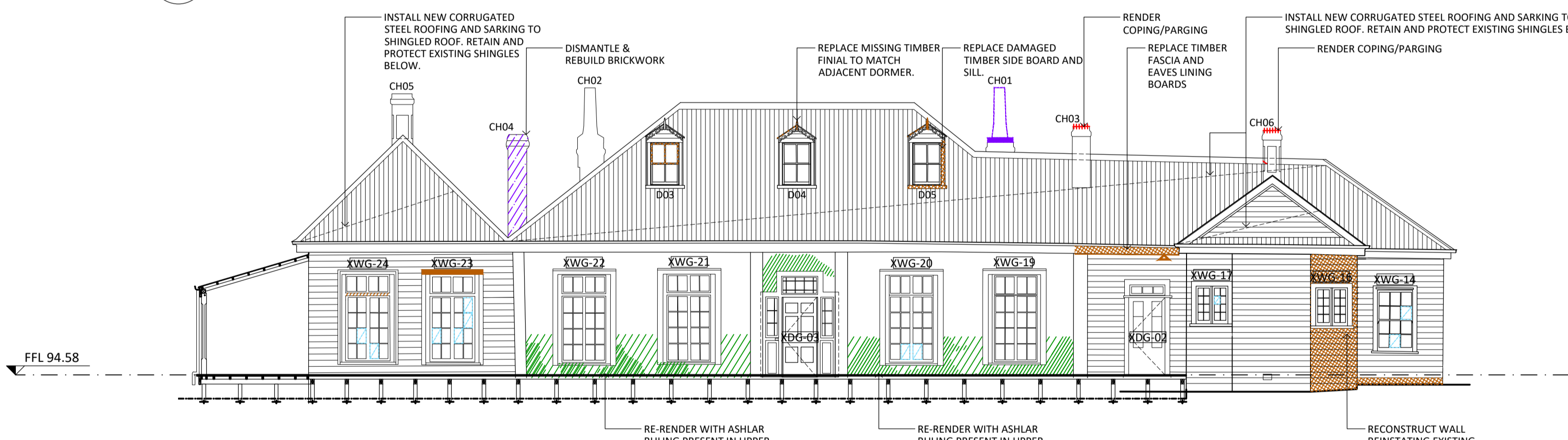
05 WEST ELEVATION
1:100



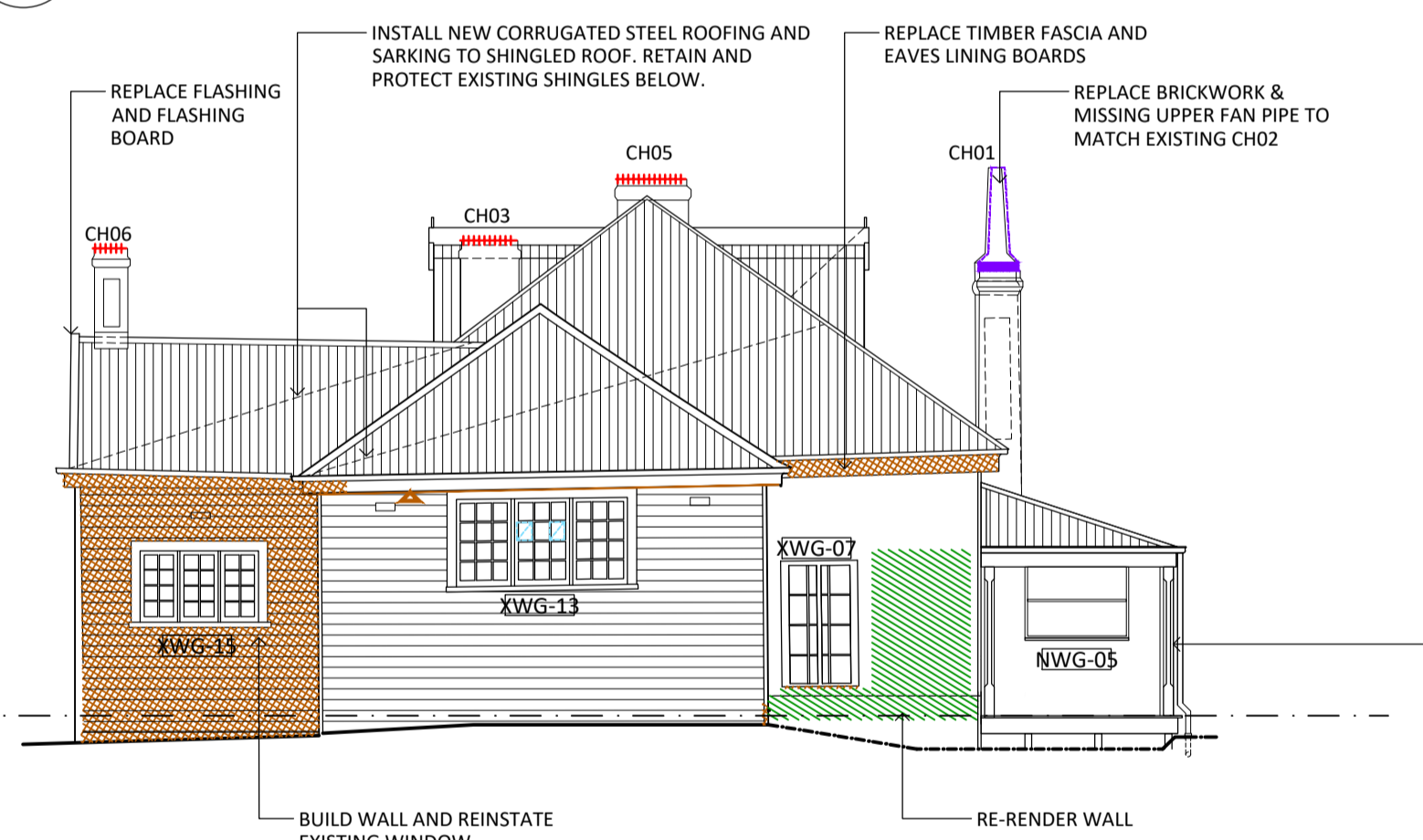
02 NORTH ELEVATION - PROPOSEDE VERANDAH
1:100



06 WEST ELEVATION - PROPOSED VERANDAH
1:100



03 SOUTH ELEVATION
1:100



07 EAST ELEVATION
1:100



04 SOUTH ELEVATION - PROPOSED VERANDAH
1:100



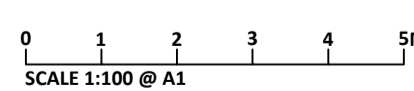
08 TYPICAL DORMER WINDOW
1:20

GENERAL NOTES:
1. ALL DRAWINGS ARE TO BE READ IN CONJUNCTION WITH THE ARCHITECTURAL SPECIFICATION AND SCHEDULES OF WORKS.
2. ALL DRAWINGS ARE TO BE READ IN CONJUNCTION WITH ALL CONSULTANT DOCUMENTATION.

CONSERVATION WORKS LEGEND:

- GENERAL REPAIRS**
- G2 - REMOVE EMBEDDED ITEM
 - G3 - POULTICE EFFLORESCENCE
- CARPENTRY REPAIRS**
- C1 - TIMBER SPLICE REPAIR
 - C2 - REPLACE TIMBER ITEM
 - C3 - REFIX TIMBER ITEM
 - C4 - DISMANTLE AND REBUILD TIMBER FRAME
- RENDER REPAIRS**
- R1 - FLAT RENDER REPAIR
 - R2 - RENDER REPAIR TO HORIZONTAL SURFACE (PARGING)
- GLAZING REPAIRS**
- GL1 - REPLACE BROKEN GLAZING
 - GL2 - REPLACE TIMBER WINDOW
- BRICKWORK REPAIRS**
- B1 - REPOINT BRICKWORK
 - B2 - REPLACE BRICKWORK
 - B3 - DISMANTLE AND REBUILD BRICKWORK
 - B4 - LIFT & RELAY BRICK PAVING
- STONEMWORK REPAIRS**
- S1 - REPOINT STONEMWORK
 - S5 - STONE CRACK REPAIR (MINOR)
 - S7 - DISMANTLE AND REBUILD STONEMWORK
 - S8 - LIFT & RELAY STONE PAVING
- HARD PLASTER REPAIRS**
- HP1 - FLAT HARD PLASTER REPAIR
 - HP2 - RERUN MOULDED HARD PLASTER
 - HP3 - HARD PLASTER CRACK REPAIR
 - HP4 - PIN HARD PLASTER
- ▲ REPAIR TO RETURN FACE COLOUR INDICATING REPAIR TYPE

NOT FOR CONSTRUCTION



NO.	DATE	REVISION
DD1	07/08/2024	CLIENT REVIEW
DD2	04/10/2024	CLIENT REVIEW
DD3	08/11/2024	HERITAGE VICTORIA

NOTE: ALL DIMENSIONS ARE TO BE VERIFIED ON SITE BEFORE COMMENCING ANY WORK OR PREPARING ANY SHOP DRAWINGS. SCALE INDICATED FOR REFERENCE ONLY. DO NOT SCALE OFF DRAWINGS. DO NOT SCALE DRAWINGS. OMISSIONS OR DISCREPANCIES ARE TO BE NOTIFIED TO THE ARCHITECT.

COPYRIGHT: THIS DRAWING IS COPYRIGHT AND REMAINS THE PROPERTY OF LOVELL CHEN.

STRUCTURAL ENGINEER
BCE DESIGN
LEVEL 1/383 SMITH STREET
FITZROY VIC 3065

CLIENT
EXPORD WATERS PTY LTD
P.O. BOX 2389, MELTON SOUTH 3338

LOVELL CHEN
LEVEL 5, 176 WELLINGTON PARADE
EAST MELBOURNE 3002 AUSTRALIA
TEL +61 (0)3 9667 0800
enquiry@lovelchen.com.au
www.lovelchen.com.au

PROJECT
EXPORD HOMESTEAD COMPLEX
655 EXPORD ROAD
WEIR VIEWS
LOCATED ON WURUNDJERI COUNTRY

DRAWN	CHECKED	PROJECT NO.	DATE
OL	MT	7888	APRIL 2024

DRAWING TITLE
B1 HOMESTEAD
PROPOSED CONSERVATION ELEVATIONS

PREPARED ON THE LANDS OF THE WURUNDJERI PEOPLE

ISSUE	SCALE	DRAWING NO.	REVISION
DESIGN DEVELOPMENT	1:100@A1	A1.21	DD3

- GENERAL NOTES:**
- ALL DRAWINGS ARE TO BE READ IN CONJUNCTION WITH THE ARCHITECTURAL SPECIFICATION AND SCHEDULES OF WORKS.
 - ALL DRAWINGS ARE TO BE READ IN CONJUNCTION WITH ALL CONSULTANT DOCUMENTATION.

CONSERVATION WORKS LEGEND:

GENERAL REPAIRS

- G2 - REMOVE EMBEDDED ITEM
- G3 - POULTICE EFFLORESCENCE

CARPENTRY REPAIRS

- C1 - TIMBER SPLICE REPAIR
- C2 - REPLACE TIMBER ITEM
- C3 - REFIX TIMBER ITEM
- C4 - DISMANTLE AND REBUILD TIMBER FRAME

RENDER REPAIRS

- R1 - FLAT RENDER REPAIR
- R2 - RENDER REPAIR TO HORIZONTAL SURFACE (PARGING)

GLAZING REPAIRS

- GL1 - REPLACE BROKEN GLAZING
- GL2 - REPLACE TIMBER WINDOW

BRICKWORK REPAIRS

- B1 - REPOINT BRICKWORK
- B2 - REPLACE BRICKWORK
- B3 - DISMANTLE AND REBUILD BRICKWORK
- B4 - LIFT & RELAY BRICK PAVING

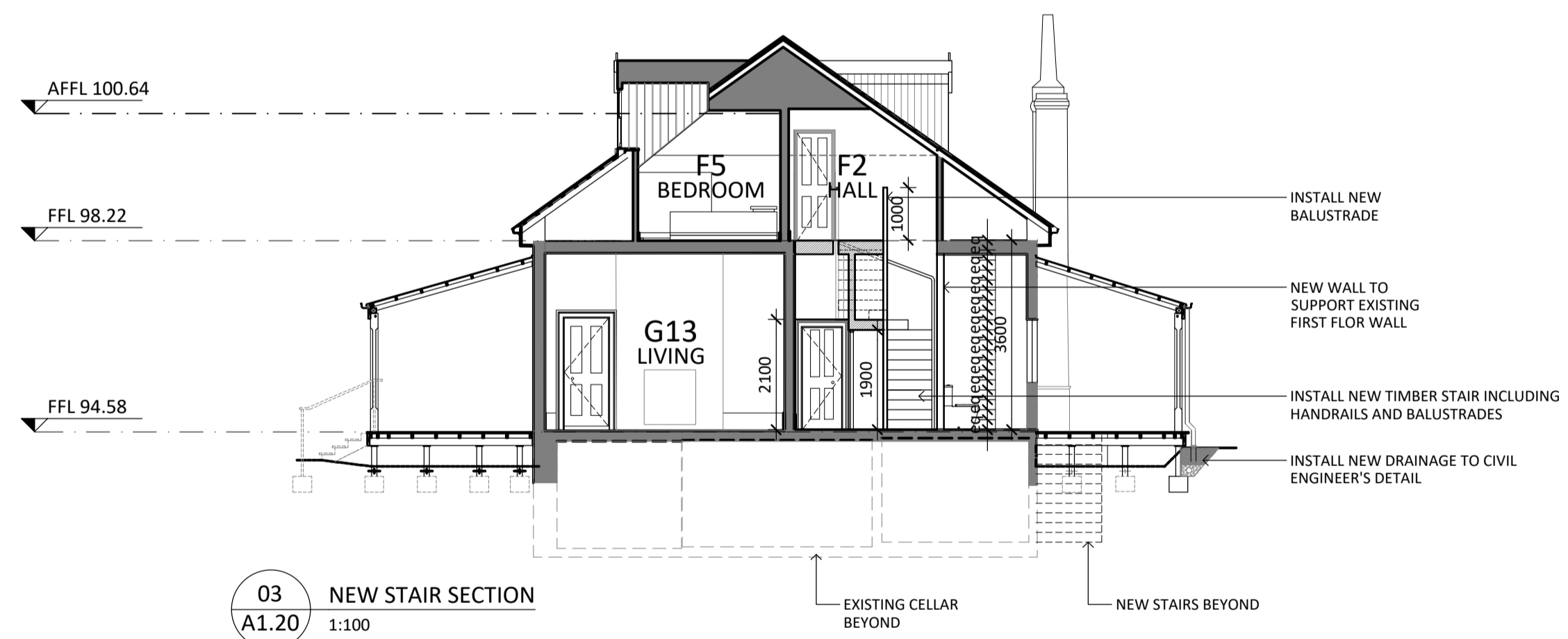
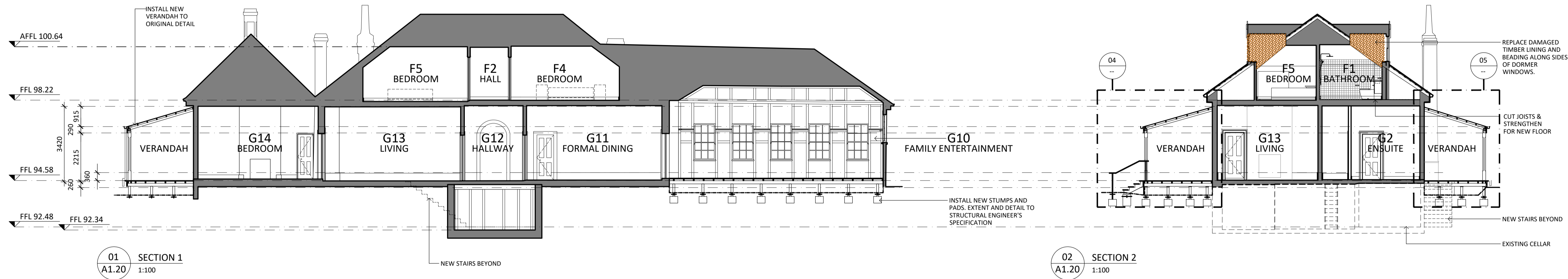
STONEWORK REPAIRS

- S1 - REPOINT STONEWORK
- S5 - STONE CRACK REPAIR (MINOR)
- S7 - DISMANTLE AND REBUILD STONEWORK
- S8 - LIFT & RELAY STONE PAVING

HARD PLASTER REPAIRS

- HP1 - FLAT HARD PLASTER REPAIR
- HP2 - RERUN MOULDED HARD PLASTER
- HP3 - HARD PLASTER CRACK REPAIR
- HP4 - PIN HARD PLASTER

- ▲ REPAIR TO RETURN FACE COLOUR INDICATING REPAIR TYPE



NO.	DATE	REVISION
DD1	08/08/2024	CLIENT REVIEW
DD2	10/09/2024	CLIENT REVIEW
DD3	04/10/2024	CLIENT REVIEW
DD4	08/11/2024	HERITAGE VICTORIA

NOTE: ALL DIMENSIONS ARE TO BE VERIFIED ON SITE BEFORE COMMENCING ANY WORK OR PREPARING ANY SHOP DRAWINGS. SCALE INDICATED FOR REFERENCE ONLY. DO NOT SCALE OFF DRAWINGS. DO NOT SCALE DRAWINGS. OMISSIONS OR DISCREPANCIES ARE TO BE NOTIFIED TO THE ARCHITECT.

COPYRIGHT: THIS DRAWING IS COPYRIGHT AND REMAINS THE PROPERTY OF LOVELL CHEN.

STRUCTURAL ENGINEER
BCE DESIGN
 LEVEL 1/383 SMITH STREET
 FITZROY VIC 3065

CLIENT
EXFORD WATERS PTY LTD
 P.O. BOX 2389, MELTON SOUTH 3338

LOVELL CHEN
 LEVEL 5, 176 WELLINGTON PARADE
 EAST MELBOURNE 3002 AUSTRALIA
 TEL +61 (0)3 9667 0800
 enquiry@lovellichen.com.au
 www.lovellichen.com.au

PROJECT
655 EXFORD ROAD WEIR VIEWS

LOCATED ON WURUNDJERI COUNTRY

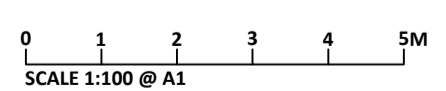
DRAWN	CHECKED	PROJECT NO.	DATE
OL	MT	7888	APRIL 2024

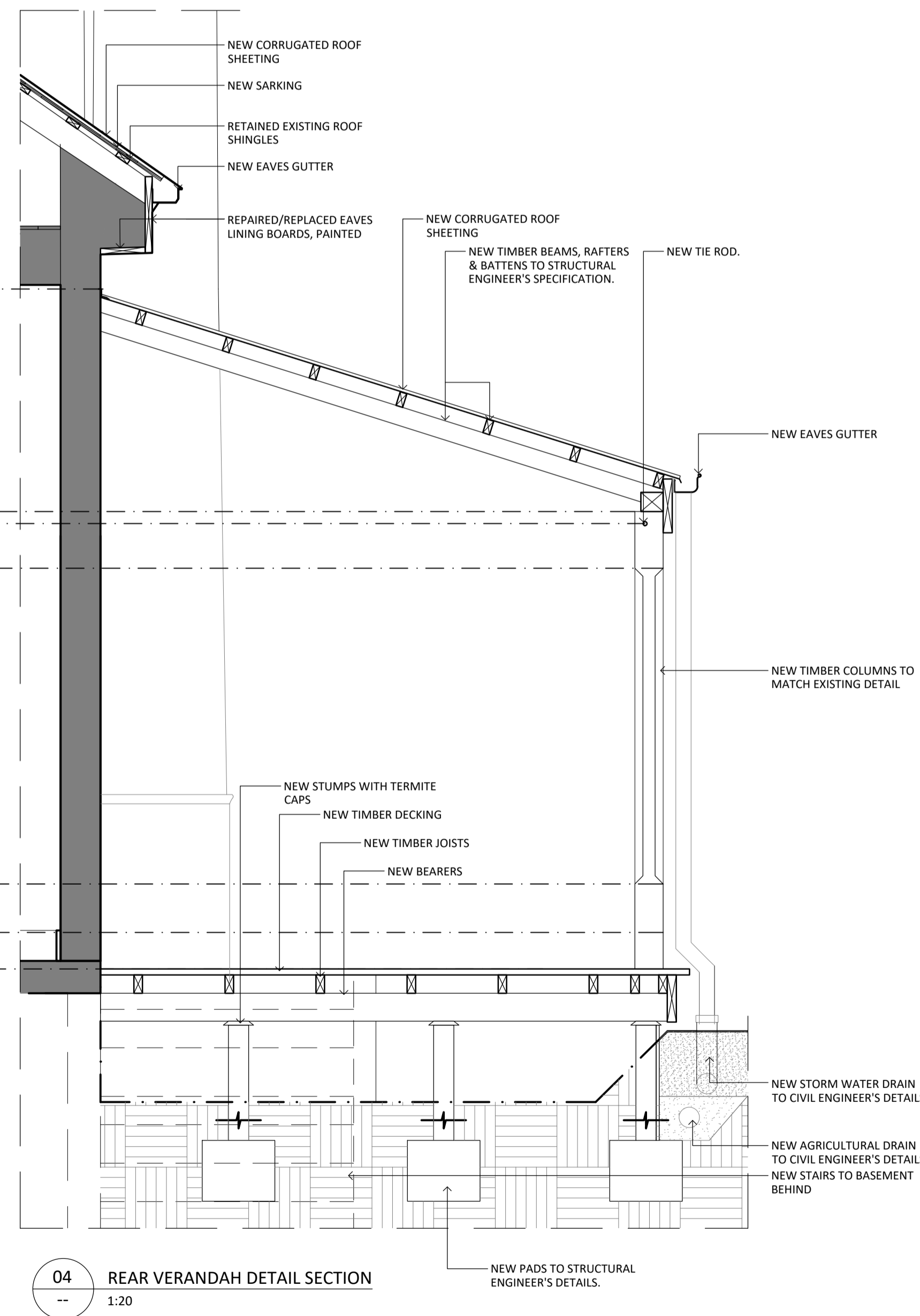
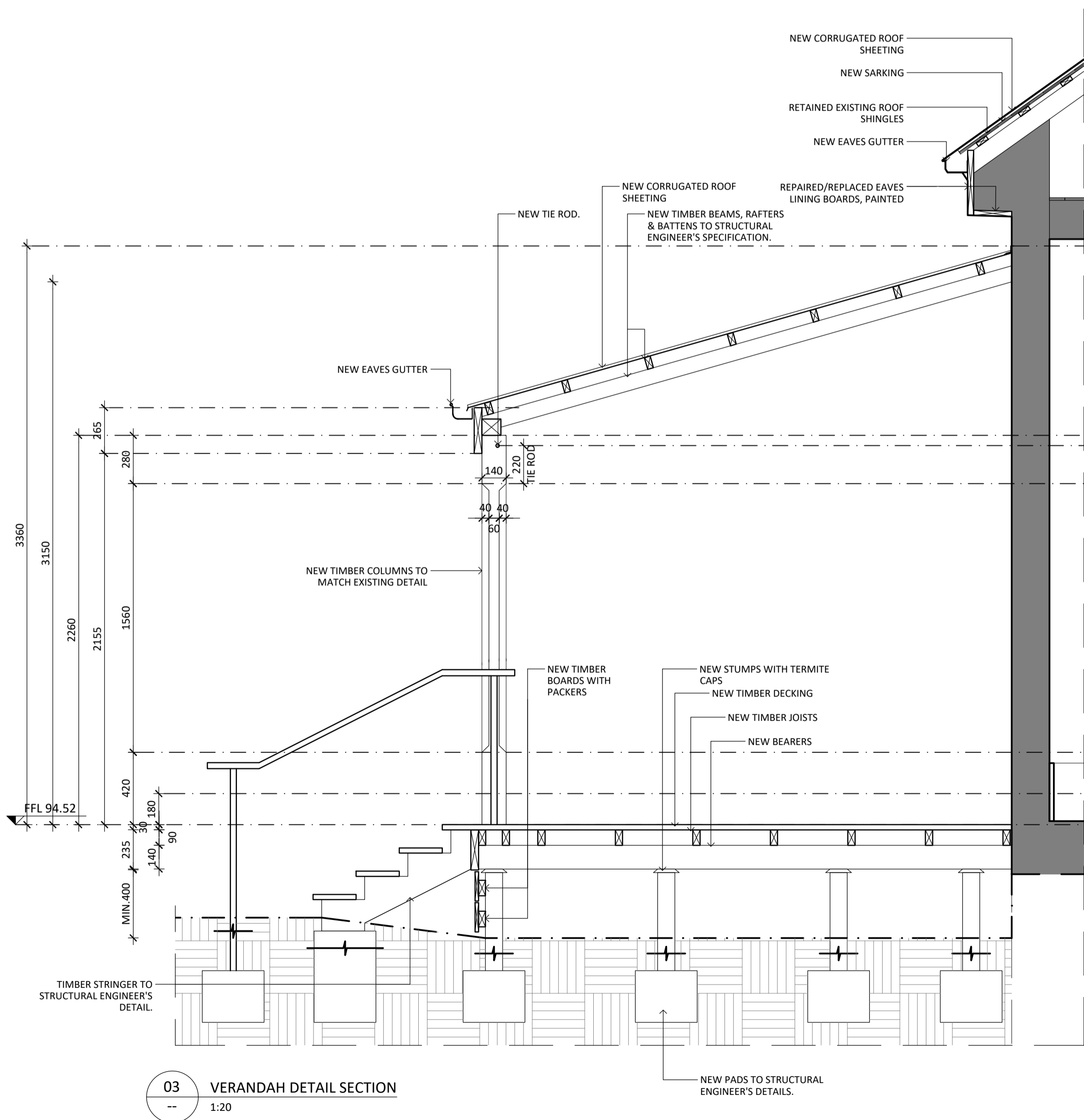
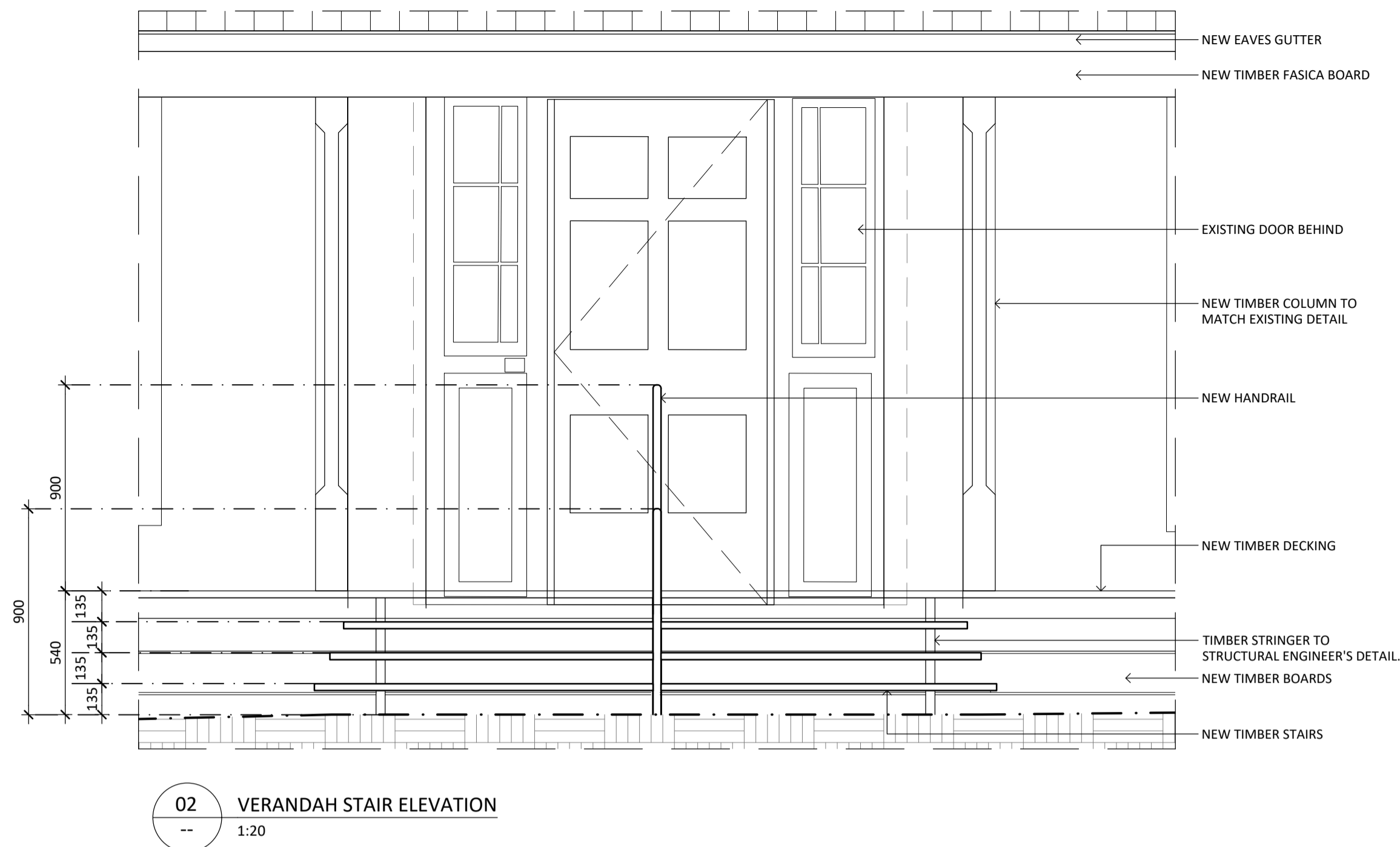
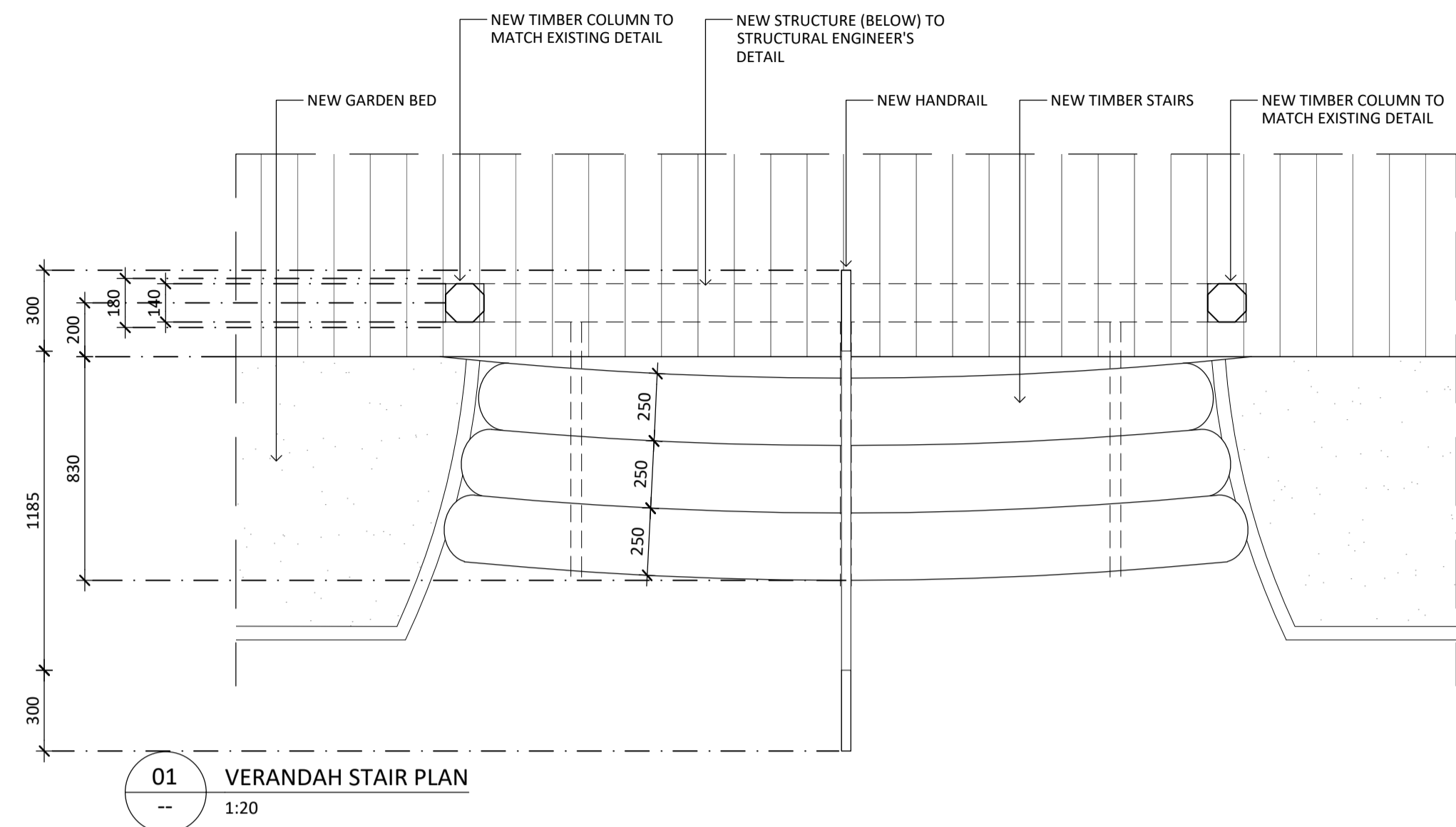
DRAWING TITLE
B1 HOMESTEAD PROPOSED SECTIONS

PREPARED ON THE LANDS OF THE WURUNDJERI PEOPLE

ISSUE	SCALE	DRAWING NO.	REVISION
DESIGN DEVELOPMENT	1:100@A1	A1.22	DD4

NOT FOR CONSTRUCTION





- GENERAL NOTES:**
- ALL DRAWINGS ARE TO BE READ IN CONJUNCTION WITH THE ARCHITECTURAL SPECIFICATION AND SCHEDULES OF WORKS.
 - ALL DRAWINGS ARE TO BE READ IN CONJUNCTION WITH ALL CONSULTANT DOCUMENTATION.

CONSERVATION WORKS LEGEND:

GENERAL REPAIRS

- G2 - REMOVE EMBEDDED ITEM
- G3 - POULTICE EFFLORESCENCE

CARPENTRY REPAIRS

- C1 - TIMBER SPLICE REPAIR
- C2 - REPLACE TIMBER ITEM
- C3 - REFIX TIMBER ITEM
- C4 - DISMANTLE AND REBUILD TIMBER FRAME

RENDER REPAIRS

- R1 - FLAT RENDER REPAIR
- R2 - RENDER REPAIR TO HORIZONTAL SURFACE (PARGING)

GLAZING REPAIRS

- GL1 - REPLACE BROKEN GLAZING
- GL2 - REPLACE TIMBER WINDOW

BRICKWORK REPAIRS

- B1 - REPOINT BRICKWORK
- B2 - REPLACE BRICKWORK
- B3 - DISMANTLE AND REBUILD BRICKWORK
- B4 - LIFT & RELAY BRICK PAVING

STONEMWORK REPAIRS

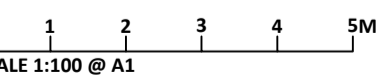
- S1 - REPOINT STONEMWORK
- S5 - STONE CRACK REPAIR (MINOR)
- S7 - DISMANTLE AND REBUILD STONEMWORK
- S8 - LIFT & RELAY STONE PAVING

HARD PLASTER REPAIRS

- HP1 - FLAT HARD PLASTER REPAIR
- HP2 - RERUN MOULDED HARD PLASTER
- HP3 - HARD PLASTER CRACK REPAIR
- HP4 - PIN HARD PLASTER

- REPAIR TO RETURN FACE COLOUR INDICATING REPAIR TYPE

NOT FOR CONSTRUCTION



NO.	DATE	REVISION
DD1	04/10/2024	CLIENT REVIEW
DD2	08/11/2024	HERITAGE VICTORIA

NOTE: ALL DIMENSIONS ARE TO BE VERIFIED ON SITE BEFORE COMMENCING ANY WORK OR PREPARING ANY SHOP DRAWINGS. SCALE INDICATED FOR REFERENCE ONLY. DO NOT SCALE OFF DRAWINGS. DO NOT SCALE DRAWINGS. OMISSIONS OR DISCREPANCIES ARE TO BE NOTIFIED TO THE ARCHITECT.

COPYRIGHT: THIS DRAWING IS COPYRIGHT AND REMAINS THE PROPERTY OF LOVELL CHEN.

STRUCTURAL ENGINEER
BCE DESIGN
LEVEL 1/383 SMITH STREET
FITZROY VIC 3065

CLIENT
EXFORD WATERS PTY LTD
P.O. BOX 2389, MELTON SOUTH 3338

LOVELL CHEN
LEVEL 5, 176 WELLINGTON PARADE
EAST MELBOURNE 3002 AUSTRALIA
TEL +61 (0)3 9667 0800
enquiry@lovellichen.com.au
www.lovellichen.com.au

PROJECT
655 EXFORD ROAD
WEIR VIEWS

LOCATED ON WURUNDJERI COUNTRY
DRAWN OL CHECKED MT PROJECT NO. 7888 DATE APRIL 2024

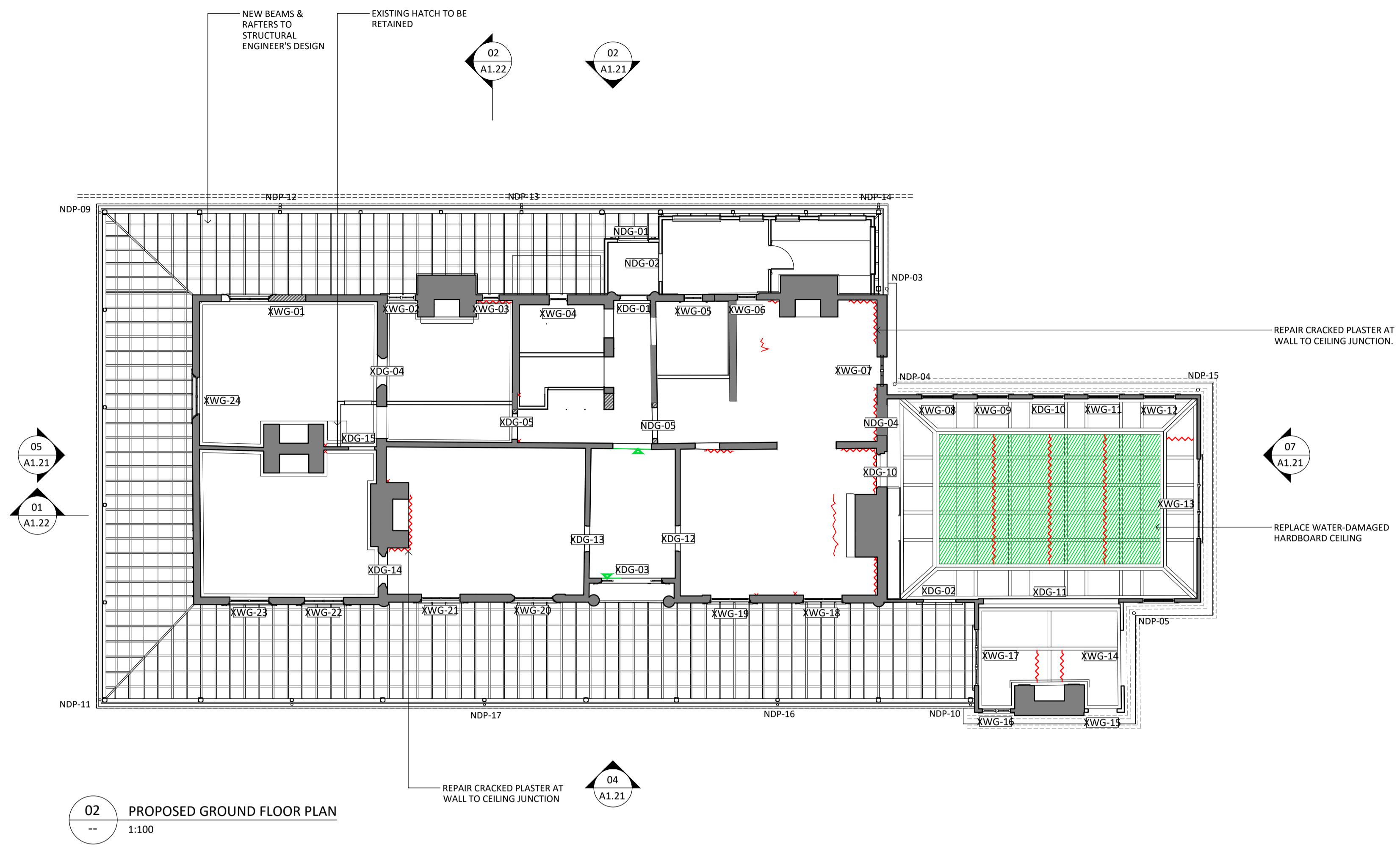
DRAWING TITLE
B1 HOMESTEAD
PROPOSED VERANDAH DETAILS

PREPARED ON THE LANDS OF THE WURUNDJERI PEOPLE
ISSUE DESIGN DEVELOPMENT SCALE 1:100@A1 DRAWING NO. A1.23 REVISION DD2

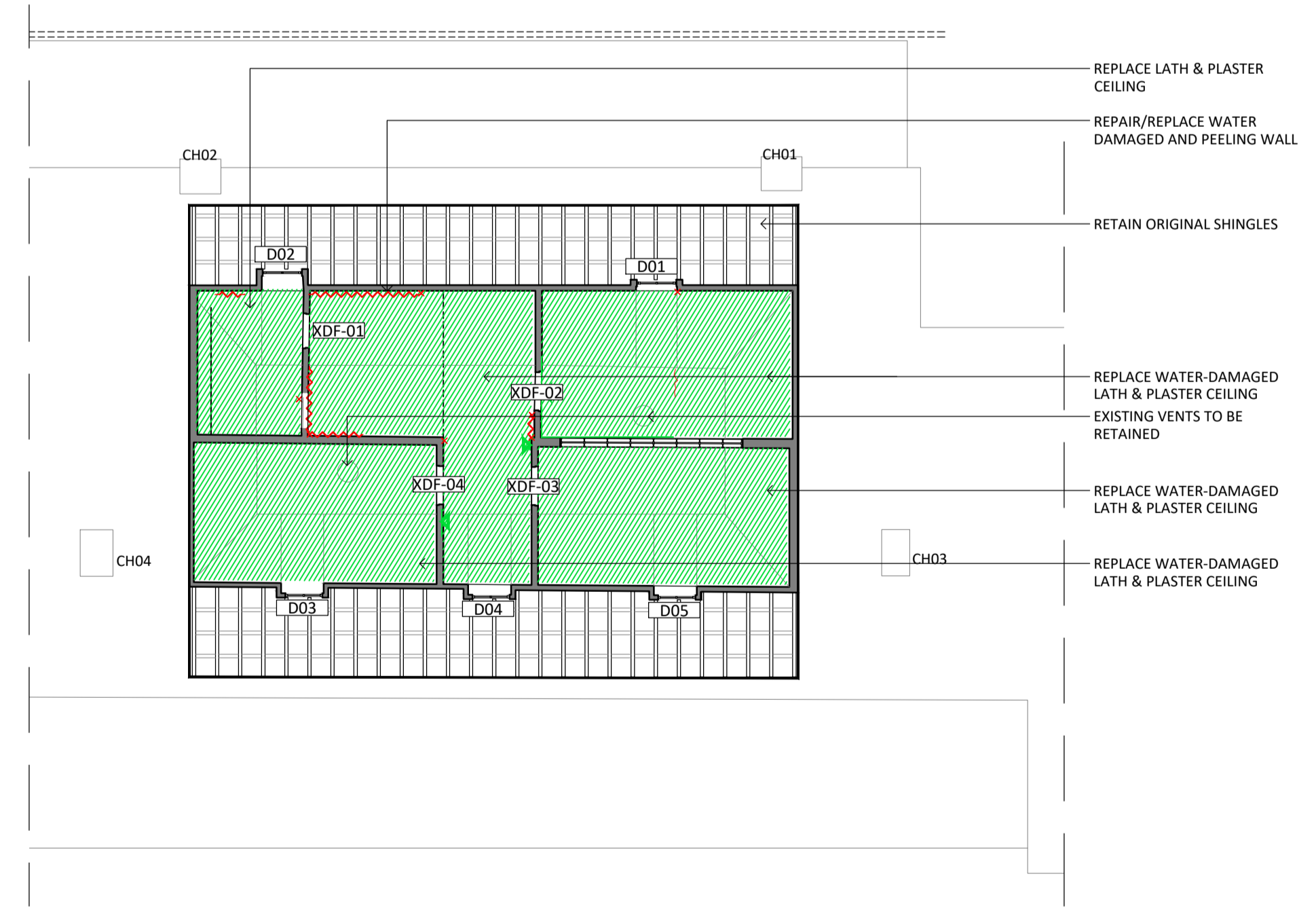
- GENERAL NOTES:**
1. ALL DRAWINGS ARE TO BE READ IN CONJUNCTION WITH THE ARCHITECTURAL SPECIFICATION AND SCHEDULES OF WORKS.
 2. ALL DRAWINGS ARE TO BE READ IN CONJUNCTION WITH ALL CONSULTANT DOCUMENTATION.

CONSERVATION WORKS LEGEND:

- HARD PLASTER REPAIRS**
- HP1 - FLAT LATH & PLASTER REPAIR
 - HP3 - LATH & PLASTER CRACK REPAIR
 - HP3 - LATH & PLASTER CRACK REPAIR (VERTICAL)

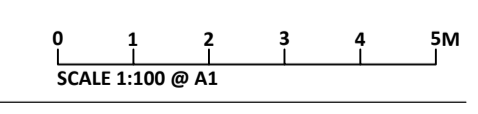


02 PROPOSED GROUND FLOOR PLAN
1:100



03 PROPOSED FIRST FLOOR PLAN
1:100

NOT FOR CONSTRUCTION



NO.	DATE	REVISION
DD1	07/08/2024	CLIENT REVIEW
DD2	04/10/2024	CLIENT REVIEW
DD3	08/11/2024	HERITAGE VICTORIA

NOTE: ALL DIMENSIONS ARE TO BE VERIFIED ON SITE BEFORE COMMENCING ANY WORK OR PREPARING ANY SHOP DRAWINGS. SCALE INDICATED FOR REFERENCE ONLY. DO NOT SCALE OFF DRAWINGS. DO NOT SCALE DRAWINGS. OMISSIONS OR DISCREPANCIES ARE TO BE NOTIFIED TO THE ARCHITECT.

COPYRIGHT: THIS DRAWING IS COPYRIGHT AND REMAINS THE PROPERTY OF LOVELL CHEN.

STRUCTURAL ENGINEER
BCE DESIGN
LEVEL 1/383 SMITH STREET
FITZROY VIC 3065

CLIENT
EXFORD WATERS PTY LTD
P.O. BOX 2389, MELTON SOUTH 3338

LOVELL CHEN
LEVEL 5, 176 WELLINGTON PARADE
EAST MELBOURNE 3002 AUSTRALIA
TEL: +61 (0)3 9667 0800
enquiry@lovellichen.com.au
www.lovellichen.com.au

PROJECT
655 EXFORD ROAD WEIR VIEWS

LOCATED ON WURUNDJERI COUNTRY

DRAWN	CHECKED	PROJECT NO.	DATE
OL	MT	7888	APRIL 2024

DRAWING TITLE
B1 HOMESTEAD PROPOSED REFLECTED CEILING PLAN

PREPARED ON THE LANDS OF THE WURUNDJERI PEOPLE

ISSUE	SCALE	DRAWING NO.	REVISION
DESIGN DEVELOPMENT	1:100@A1	A1.24	DD3

- GENERAL NOTES:**
- ALL DRAWINGS ARE TO BE READ IN CONJUNCTION WITH THE ARCHITECTURAL SPECIFICATION AND SCHEDULES OF WORKS.
 - ALL DRAWINGS ARE TO BE READ IN CONJUNCTION WITH ALL CONSULTANT DOCUMENTATION.

CONSERVATION WORKS LEGEND:

GENERAL REPAIRS

- G2 - REMOVE EMBEDDED ITEM
- G3 - POULITCE EFFLORESCENCE

CARPENTRY REPAIRS

- C1 - TIMBER SPLICE REPAIR
- C2 - REPLACE TIMBER ITEM
- C3 - REFIX TIMBER ITEM
- C4 - DISMANTLE AND REBUILD TIMBER FRAME

RENDER REPAIRS

- R1 - FLAT RENDER REPAIR
- R2 - RENDER REPAIR TO HORIZONTAL SURFACE (PARGING)

GLAZING REPAIRS

- GL1 - REPLACE BROKEN GLAZING
- GL2 - REPLACE TIMBER WINDOW

BRICKWORK REPAIRS

- B1 - REPOINT BRICKWORK
- B2 - REPLACE BRICKWORK
- B3 - DISMANTLE AND REBUILD BRICKWORK
- B4 - LIFT & RELAY BRICK PAVING

STONework REPAIRS

- S1 - REPOINT STONework
- S5 - STONE CRACK REPAIR (MINOR)
- S7 - DISMANTLE AND REBUILD STONework
- S8 - LIFT & RELAY STONE PAVING

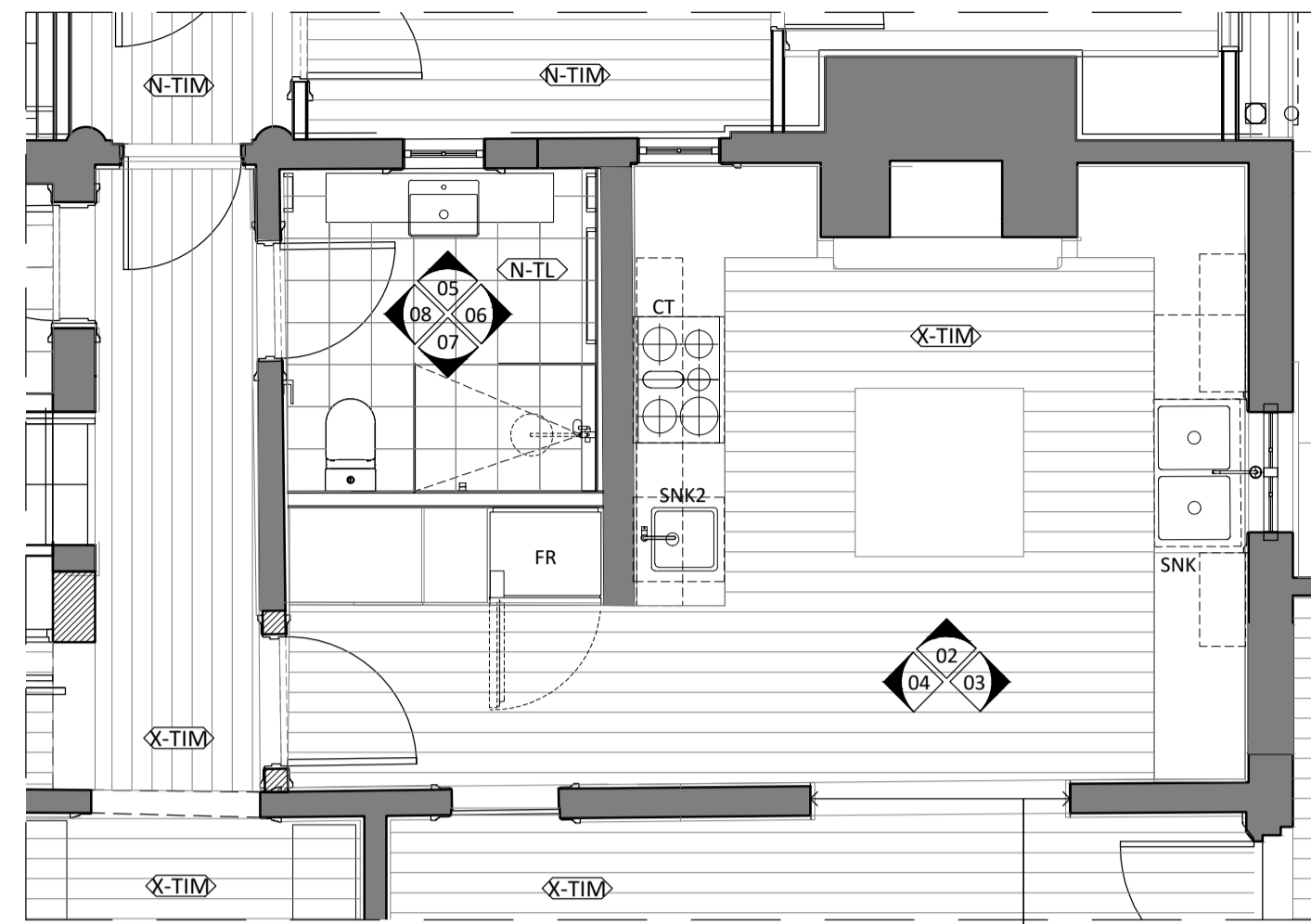
HARD PLASTER REPAIRS

- HP1 - FLAT HARD PLASTER REPAIR
- HP2 - RERUN MOULDED HARD PLASTER
- HP3 - HARD PLASTER CRACK REPAIR
- HP4 - PIN HARD PLASTER

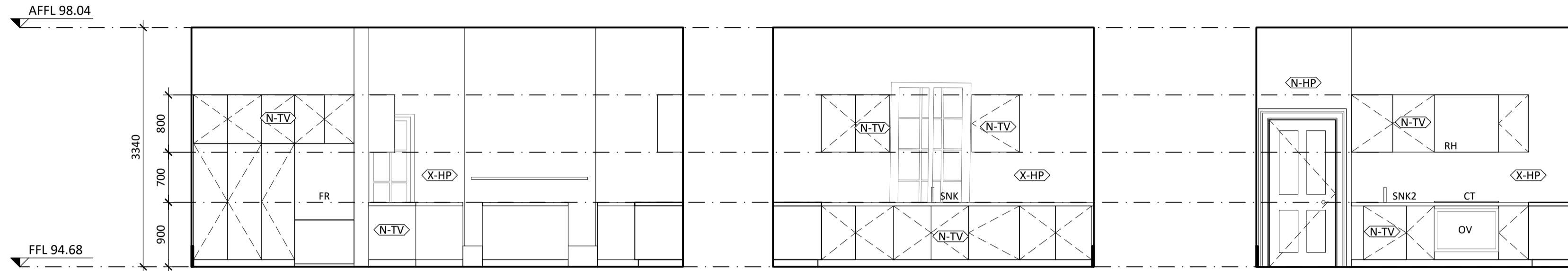
- REPAIR TO RETURN FACE COLOUR INDICATING REPAIR TYPE

FINISHES LEGEND:

- X-TIM - EXISTING TIMBER FLOORBOARDS
- X-HP - EXISTING HARD PLASTER
- N-TIM - NEW TIMBER FLOORBOARDS
- N-DX - NEW TIMBER DECKING BOARDS
- N-TL - NEW TILES
- N-MB - NEW CORRUGATED METAL SHEETING
- N-PB - NEW PLASTERBOARD
- N-PB2 - NEW WET AREA PLASTERBOARD
- N-TV - NEW TIMBER VENEER
- LAM - NEW LAMINATE



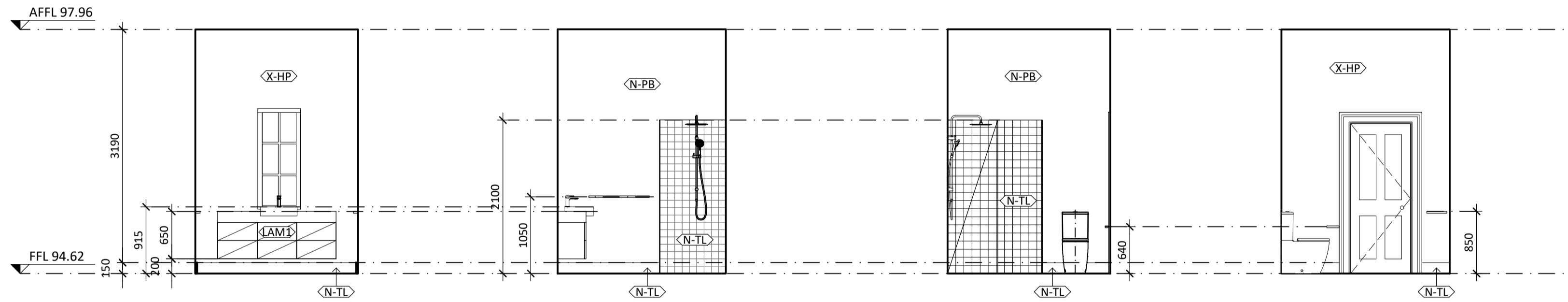
01 KITCHEN & BATHROOM PLAN
1:50



02 KITCHEN ELEVATION 1
1:50

03 KITCHEN ELEVATION 2
1:50

04 KITCHEN ELEVATION 3
1:50



05 BATHROOM ELEVATION 1
1:50

06 BATHROOM ELEVATION 2
1:50

07 BATHROOM ELEVATION 3
1:50

08 BATHROOM ELEVATION 4
1:50

NO.	DATE	REVISION
DD1	07/08/2024	CLIENT REVIEW
DD2	04/10/2024	CLIENT REVIEW
DD3	08/11/2024	HERITAGE VICTORIA

NOTE: ALL DIMENSIONS ARE TO BE VERIFIED ON SITE BEFORE COMMENCING ANY WORK OR PREPARING ANY SHOP DRAWINGS. SCALE INDICATED FOR REFERENCE ONLY. DO NOT SCALE OFF DRAWINGS. DO NOT SCALE DRAWINGS. OMISSIONS OR DISCREPANCIES ARE TO BE NOTIFIED TO THE ARCHITECT.

COPYRIGHT: THIS DRAWING IS COPYRIGHT AND REMAINS THE PROPERTY OF LOVELL CHEN.

STRUCTURAL ENGINEER
BCE DESIGN
LEVEL 1/383 SMITH STREET
FITZROY VIC 3065

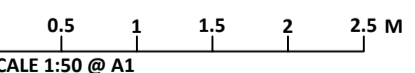
CLIENT
EXFORD WATERS PTY LTD
P.O. BOX 2389, MELTON SOUTH 3338

LOVELL CHEN
LEVEL 5, 176 WELLINGTON PARADE
EAST MELBOURNE 3002 AUSTRALIA
TEL +61 (0)3 9667 0800
enquiry@lovellichen.com.au
www.lovellichen.com.au

PROJECT
EXFORD HOMESTEAD COMPLEX
655 EXFORD ROAD
WEIR VIEWS
LOCATED ON WURUNDJERI COUNTRY
DRAWN: OL CHECKED: MT PROJECT NO.: 7888 DATE: APRIL 2024

DRAWING TITLE
B1 HOMESTEAD
PROPOSED KITCHEN & AMENITIES
PREPARED ON THE LANDS OF THE WURUNDJERI PEOPLE
ISSUE: DESIGN DEVELOPMENT SCALE: 1:50@A1 DRAWING NO.: A1.30 REVISION: DD3

NOT FOR CONSTRUCTION



- GENERAL NOTES:**
- ALL DRAWINGS ARE TO BE READ IN CONJUNCTION WITH THE ARCHITECTURAL SPECIFICATION AND SCHEDULES OF WORKS.
 - ALL DRAWINGS ARE TO BE READ IN CONJUNCTION WITH ALL CONSULTANT DOCUMENTATION.

CONSERVATION WORKS LEGEND:

GENERAL REPAIRS

- G2 - REMOVE EMBEDDED ITEM
- G3 - POULITCE EFFLORESCENCE

CARPENTRY REPAIRS

- C1 - TIMBER SPLICE REPAIR
- C2 - REPLACE TIMBER ITEM
- C3 - REFIX TIMBER ITEM
- C4 - DISMANTLE AND REBUILD TIMBER FRAME

RENDER REPAIRS

- R1 - FLAT RENDER REPAIR
- R2 - RENDER REPAIR TO HORIZONTAL SURFACE (PARGING)

GLAZING REPAIRS

- GL1 - REPLACE BROKEN GLAZING
- GL2 - REPLACE TIMBER WINDOW

BRICKWORK REPAIRS

- B1 - REPOINT BRICKWORK
- B2 - REPLACE BRICKWORK
- B3 - DISMANTLE AND REBUILD BRICKWORK
- B4 - LIFT & RELAY BRICK PAVING

STONework REPAIRS

- S1 - REPOINT STONework
- S5 - STONE CRACK REPAIR (MINOR)
- S7 - DISMANTLE AND REBUILD STONework
- S8 - LIFT & RELAY STONE PAVING

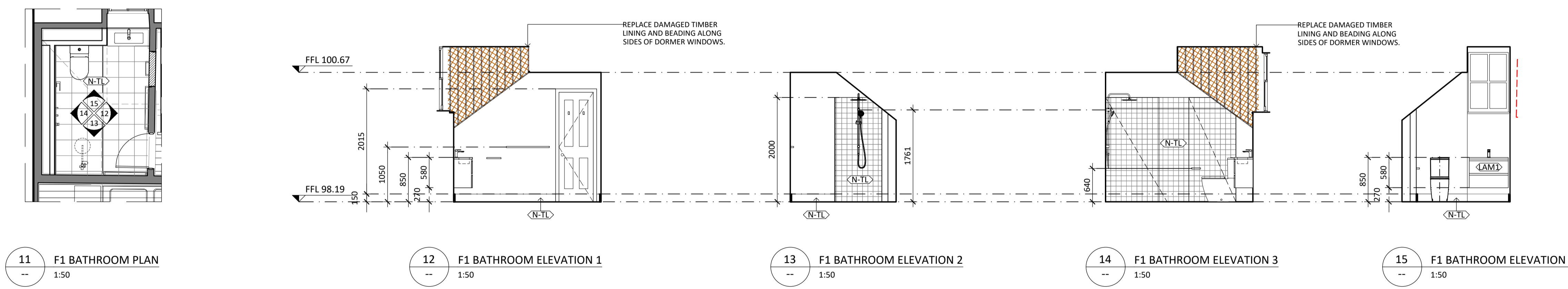
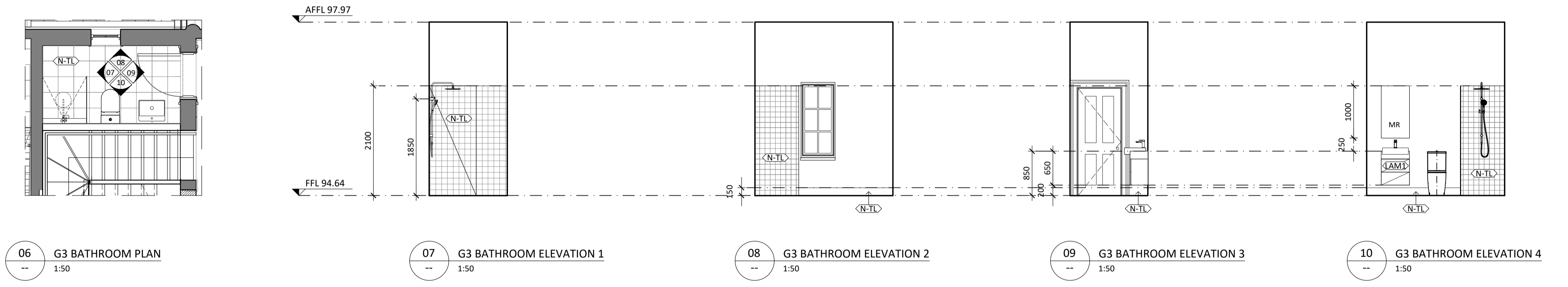
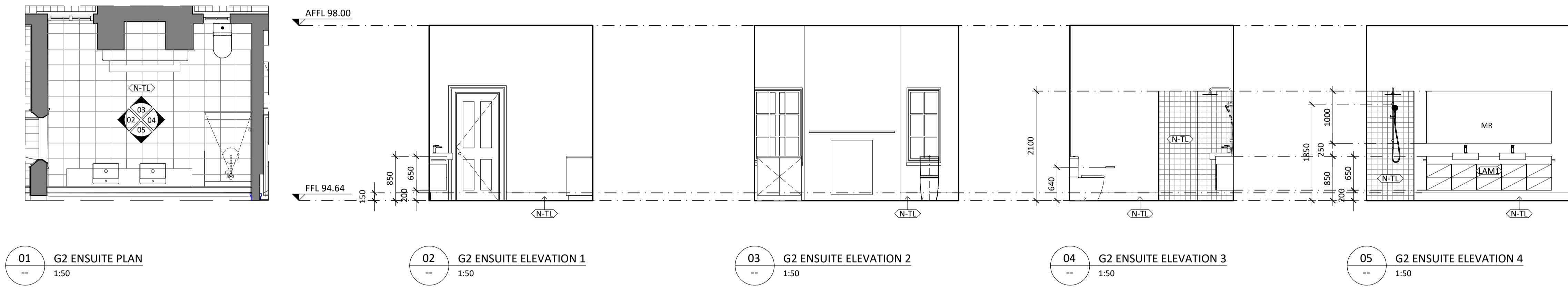
HARD PLASTER REPAIRS

- HP1 - FLAT HARD PLASTER REPAIR
- HP2 - RERUN MOULDED HARD PLASTER
- HP3 - HARD PLASTER CRACK REPAIR
- HP4 - PIN HARD PLASTER

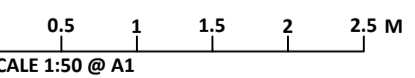
- REPAIR TO RETURN FACE COLOUR INDICATING REPAIR TYPE

FINISHES LEGEND:

- EXISTING TIMBER FLOORBOARDS
- EXISTING HARD PLASTER
- NEW TIMBER FLOORBOARDS
- NEW TIMBER DECKING BOARDS
- NEW TILES
- NEW CORRUGATED METAL SHEETING
- NEW PLASTERBOARD
- NEW WET AREA PLASTERBOARD
- NEW TIMBER VENEER
- NEW LAMINATE



NOT FOR CONSTRUCTION



NO.	DATE	REVISION
DD1	04/10/2024	CLIENT REVIEW
DD2	08/11/2024	HERITAGE VICTORIA

NOTE: ALL DIMENSIONS ARE TO BE VERIFIED ON SITE BEFORE COMMENCING ANY WORK OR PREPARING ANY SHOP DRAWINGS. SCALE INDICATED FOR REFERENCE ONLY. DO NOT SCALE OFF DRAWINGS. DO NOT SCALE DRAWINGS. OMISSIONS OR DISCREPANCIES ARE TO BE NOTIFIED TO THE ARCHITECT.

COPYRIGHT: THIS DRAWING IS COPYRIGHT AND REMAINS THE PROPERTY OF LOVELL CHEN.

STRUCTURAL ENGINEER
BCE DESIGN
LEVEL 1/383 SMITH STREET
FITZROY VIC 3065

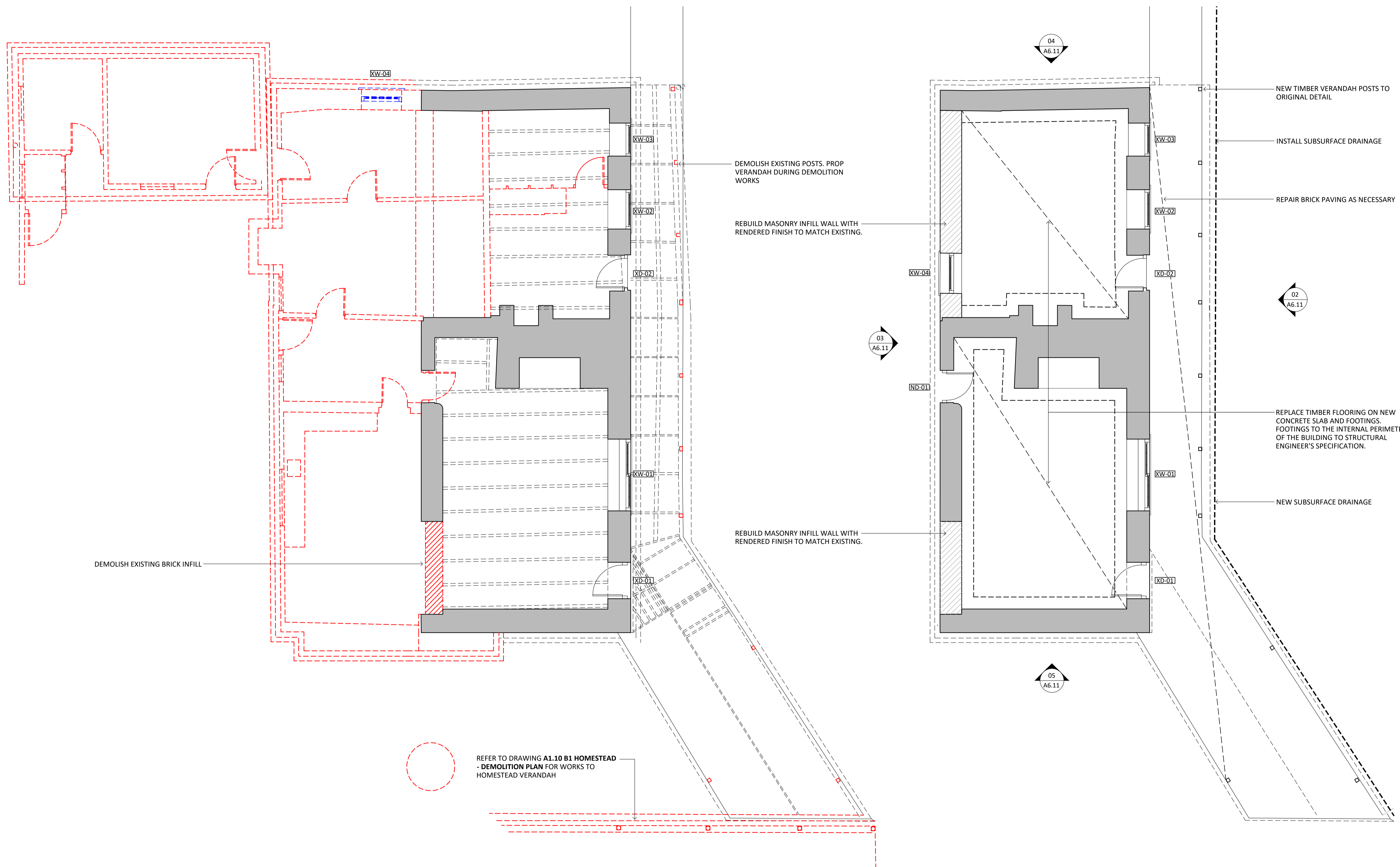
CLIENT
EXFORD WATERS PTY LTD
P.O. BOX 2389, MELTON SOUTH 3338

LOVELL CHEN
LEVEL 5, 176 WELLINGTON PARADE
EAST MELBOURNE 3002 AUSTRALIA
TEL +61 (0)3 9667 0800
enquiry@lovellichen.com.au
www.lovellichen.com.au

PROJECT
EXFORD HOMESTEAD COMPLEX
655 EXFORD ROAD
WEIR VIEWS
LOCATED ON WURUNDJERI COUNTRY
DRAWN OL CHECKED MT PROJECT NO. 7888 DATE APRIL 2024

DRAWING TITLE
B1 HOMESTEAD
PROPOSED AMENITIES
PREPARED ON THE LANDS OF THE WURUNDJERI PEOPLE
ISSUE DESIGN DEVELOPMENT SCALE 1:50@A1 DRAWING NO. A1.31 REVISION DD2

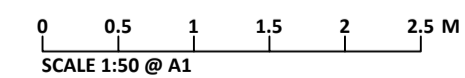
- GENERAL NOTES:**
1. ALL DRAWINGS ARE TO BE READ IN CONJUNCTION WITH THE ARCHITECTURAL SPECIFICATION AND SCHEDULES OF WORKS.
 2. ALL DRAWINGS ARE TO BE READ IN CONJUNCTION WITH ALL CONSULTANT DOCUMENTATION.



01 B2 KITCHEN AND B3 SERVANT'S QUARTERS PLAN - DEMOLITION
1:50

01 B2 KITCHEN AND B3 SERVANT'S QUARTERS PLAN - PROPOSED AND CONSERVATION
1:50

NOT FOR CONSTRUCTION



NO.	DATE	REVISION
001	08/11/2024	HERITAGE VICTORIA

NOTE: ALL DIMENSIONS ARE TO BE VERIFIED ON SITE BEFORE COMMENCING ANY WORK OR PREPARING ANY SHOP DRAWINGS. SCALE INDICATED FOR REFERENCE ONLY. DO NOT SCALE OFF DRAWINGS. DO NOT SCALE DRAWINGS. OMISSIONS OR DISCREPANCIES ARE TO BE NOTIFIED TO THE ARCHITECT.

COPYRIGHT: THIS DRAWING IS COPYRIGHT AND REMAINS THE PROPERTY OF LOVELL CHEN.

STRUCTURAL ENGINEER
BCE DESIGN
LEVEL 1/383 SMITH STREET
FITZROY VIC 3065

CLIENT
EXFORD WATERS PTY LTD
P.O. BOX 2389, MELTON SOUTH 3338

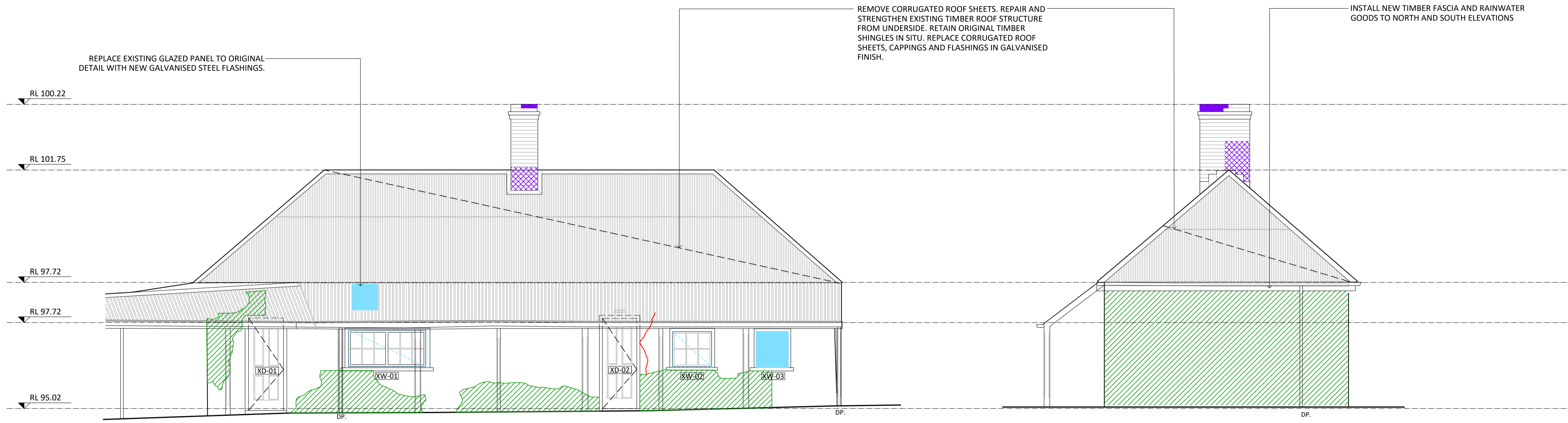
LOVELL CHEN
LEVEL 5, 176 WELLINGTON PARADE
EAST MELBOURNE 3002 AUSTRALIA
TEL: +61 (0)3 9667 0800
enquiry@lovelchen.com.au
www.lovelchen.com.au

PROJECT
655 EXFORD ROAD
WEIR VIEWS

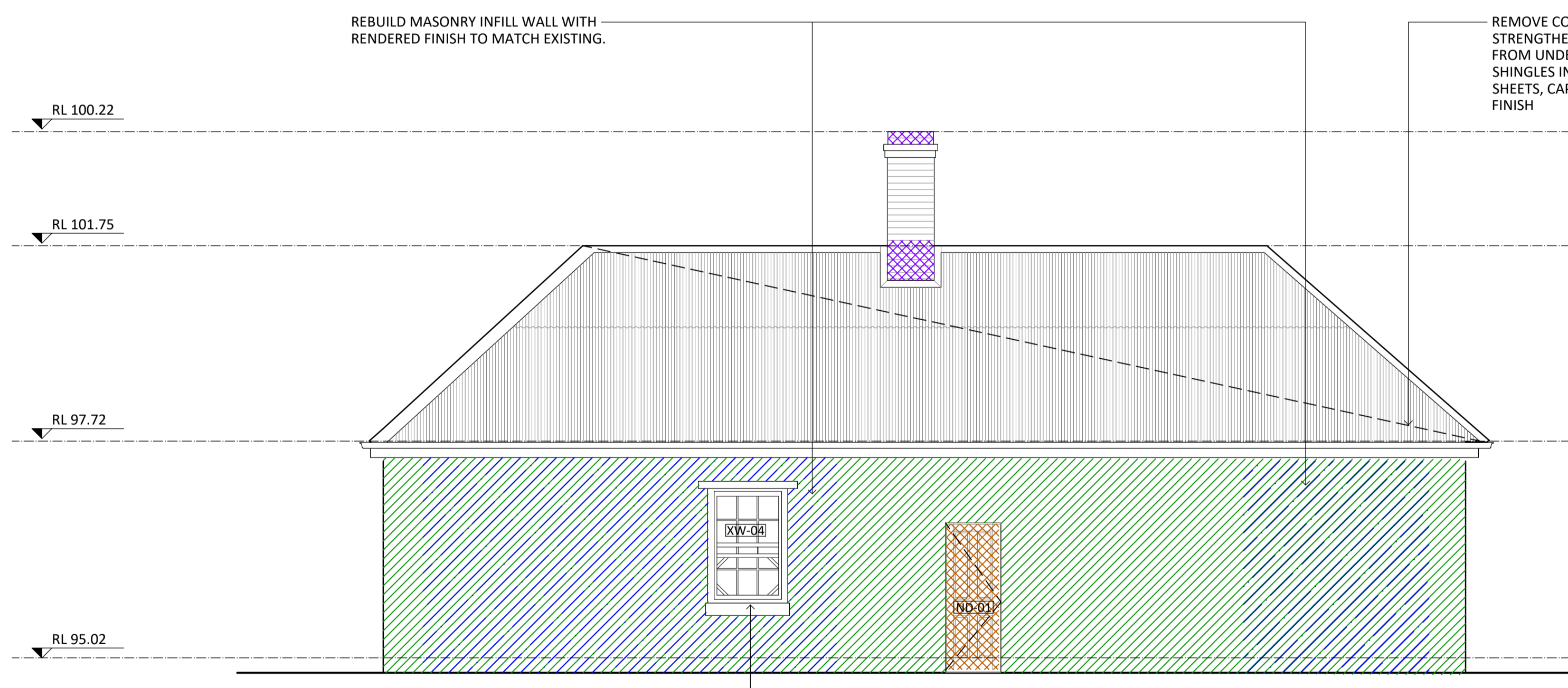
LOCATED ON WURUNDJERI COUNTRY
DRAWN: GW
CHECKED: MB
PROJECT NO.: 7888
DATE: APRIL 2024

DRAWING TITLE
B2 KITCHEN & B3 SERVANT'S QUARTERS - DEMOLITION

PREPARED ON THE LANDS OF THE WURUNDJERI PEOPLE
ISSUE: DESIGN DEVELOPMENT
SCALE: 1:50@A1
DRAWING NO.: A2.10
REVISION: DD1



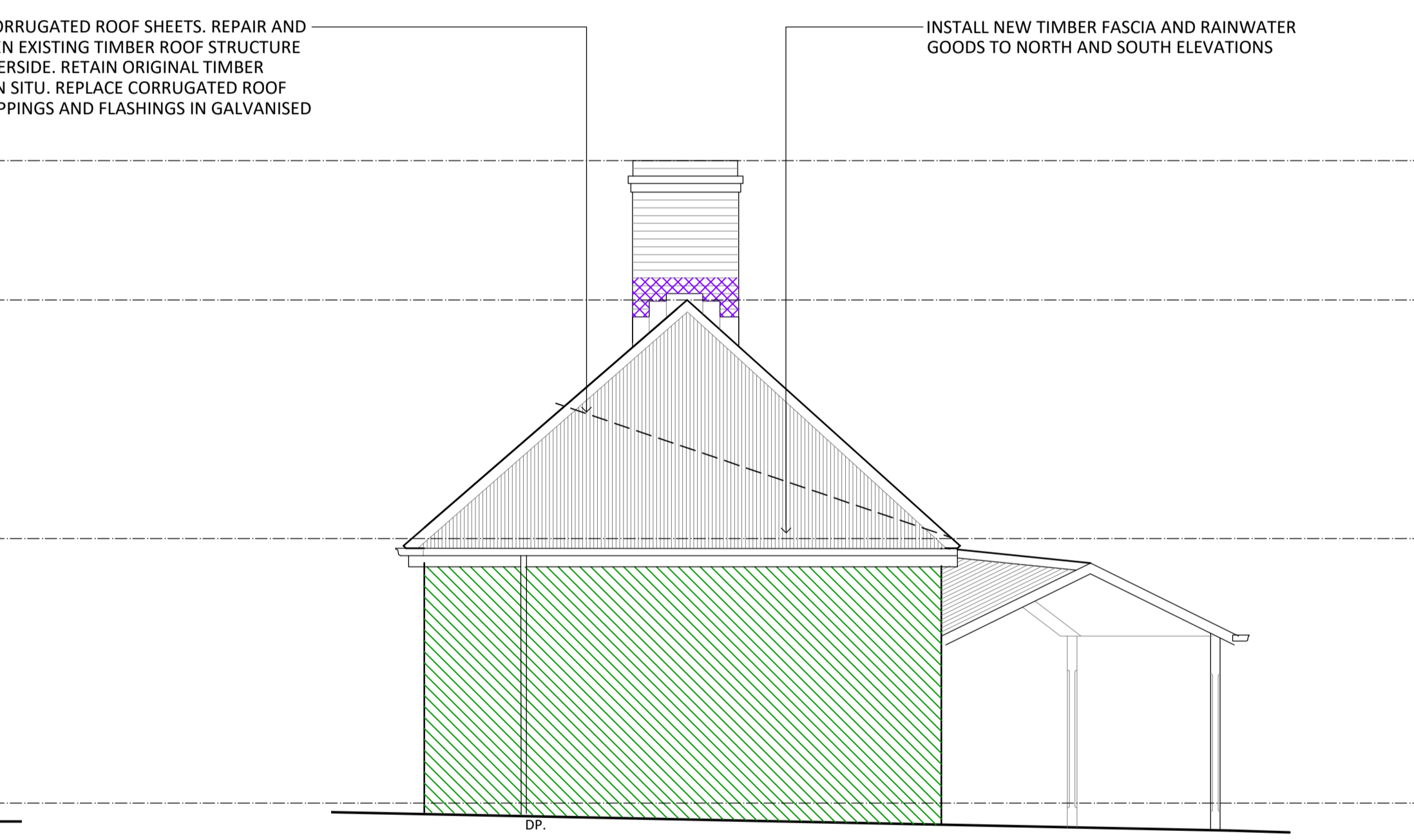
01 B2 EAST ELEVATION - PROPOSED + CONSERVATION
- 1:50



03 B2 WEST ELEVATION - PROPOSED + CONSERVATION
- 1:50

SALVAGE ORIGINAL WINDOW FROM DEMOLISHED SKILLION WALL AND REINSTATE IN ASSUMED ORIGINAL LOCATION.

02 B2 NORTH ELEVATION - PROPOSED + CONSERVATION
- 1:50



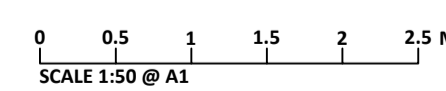
04 B2 SOUTH ELEVATION - PROPOSED + CONSERVATION
- 1:50

GENERAL NOTES:
1. ALL DRAWINGS ARE TO BE READ IN CONJUNCTION WITH THE ARCHITECTURAL SPECIFICATION AND SCHEDULES OF WORKS.
2. ALL DRAWINGS ARE TO BE READ IN CONJUNCTION WITH ALL CONSULTANT DOCUMENTATION.

CONSERVATION WORKS LEGEND:

- RENDER REPAIRS**
 - R1 - FLAT RENDER REPAIR
- GLAZING REPAIRS**
 - GL1 - REPLACE BROKEN GLAZING
 - GL2 - REPLACE TIMBER WINDOW
- BRICKWORK REPAIRS**
 - B1 - REPOINT BRICKWORK
 - B2 - REPLACE BRICKWORK
 - B3 - DISMANTLE AND REBUILD BRICKWORK
 - B4 - LIFT & RELAY BRICK PAVING
- STONEMWORK REPAIRS**
 - S1 - REPOINT STONEMWORK
 - S2 - TUCK POINT STONEMWORK
 - S3 - RESET STONEMWORK
 - S4 - REPLACE STONEMWORK
 - S5 - STONE CRACK REPAIR (MINOR)
 - S6 - STONE CRACK REPAIR (MAJOR)
 - S7 - DISMANTLE AND REBUILD STONEMWORK
 - S8 - LIFT & RELAY STONE PAVING
- HARD PLASTER REPAIRS**
 - HP1 - FLAT HARD PLASTER REPAIR
 - HP2 - RERUN MOULDED HARD PLASTER
 - HP3 - HARD PLASTER CRACK REPAIR
 - HP4 - PIN HARD PLASTER
- ▲ REPAIR TO RETURN FACE COLOUR INDICATING REPAIR TYPE

NOT FOR CONSTRUCTION



NO.	DATE	REVISION
DD1	08/11/2024	HERITAGE VICTORIA

NOTE: ALL DIMENSIONS ARE TO BE VERIFIED ON SITE BEFORE COMMENCING ANY WORK OR PREPARING ANY SHOP DRAWINGS. SCALE INDICATED FOR REFERENCE ONLY. DO NOT SCALE OFF DRAWINGS. DO NOT SCALE DRAWINGS. OMISSIONS OR DISCREPANCIES ARE TO BE NOTIFIED TO THE ARCHITECT.
COPYRIGHT: THIS DRAWING IS COPYRIGHT AND REMAINS THE PROPERTY OF LOVELL CHEN.

STRUCTURAL ENGINEER
BCE DESIGN
LEVEL 1/383 SMITH STREET
FITZROY VIC 3065

CLIENT
EXFORD WATERS PTY LTD
P.O. BOX 2389, MELTON SOUTH 3338

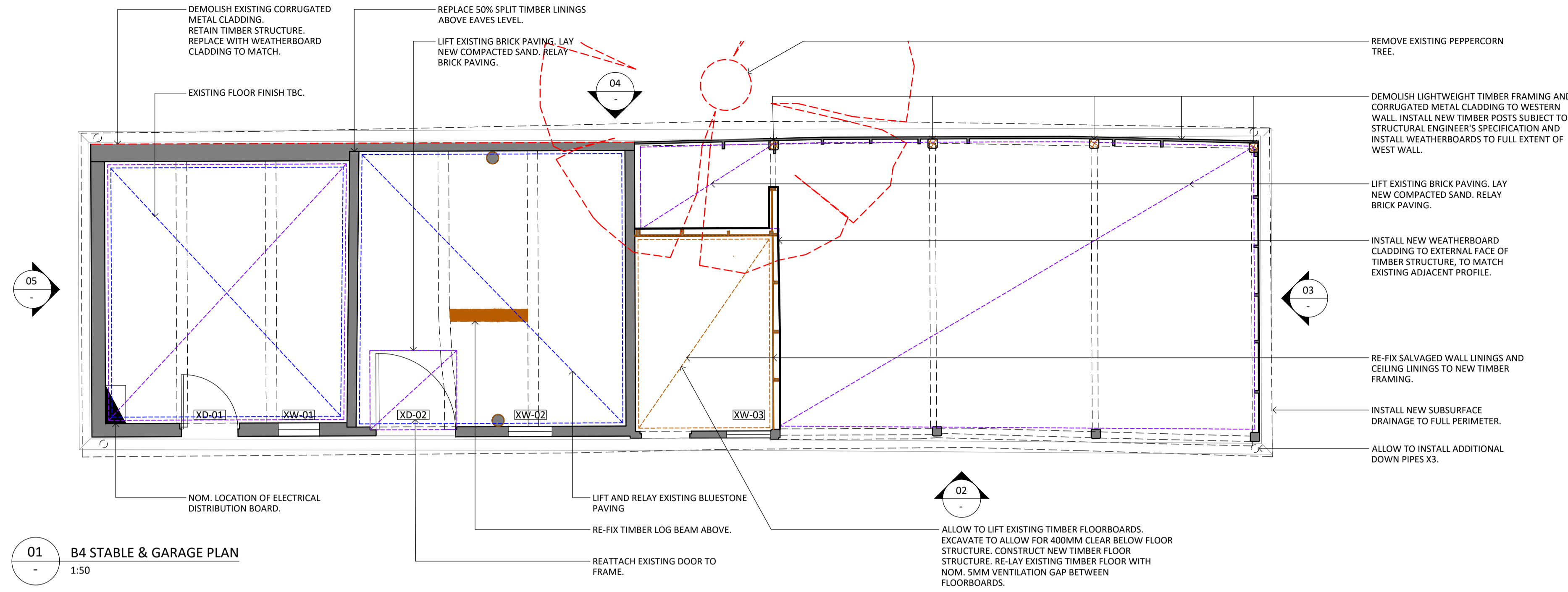
LOVELL CHEN
LEVEL 5, 176 WELLINGTON PARADE
EAST MELBOURNE 3002 AUSTRALIA
TEL +61 (0)3 9667 0800
enquiry@lovelchen.com.au
www.lovelchen.com.au

PROJECT
655 EXFORD ROAD WEIR VIEWS

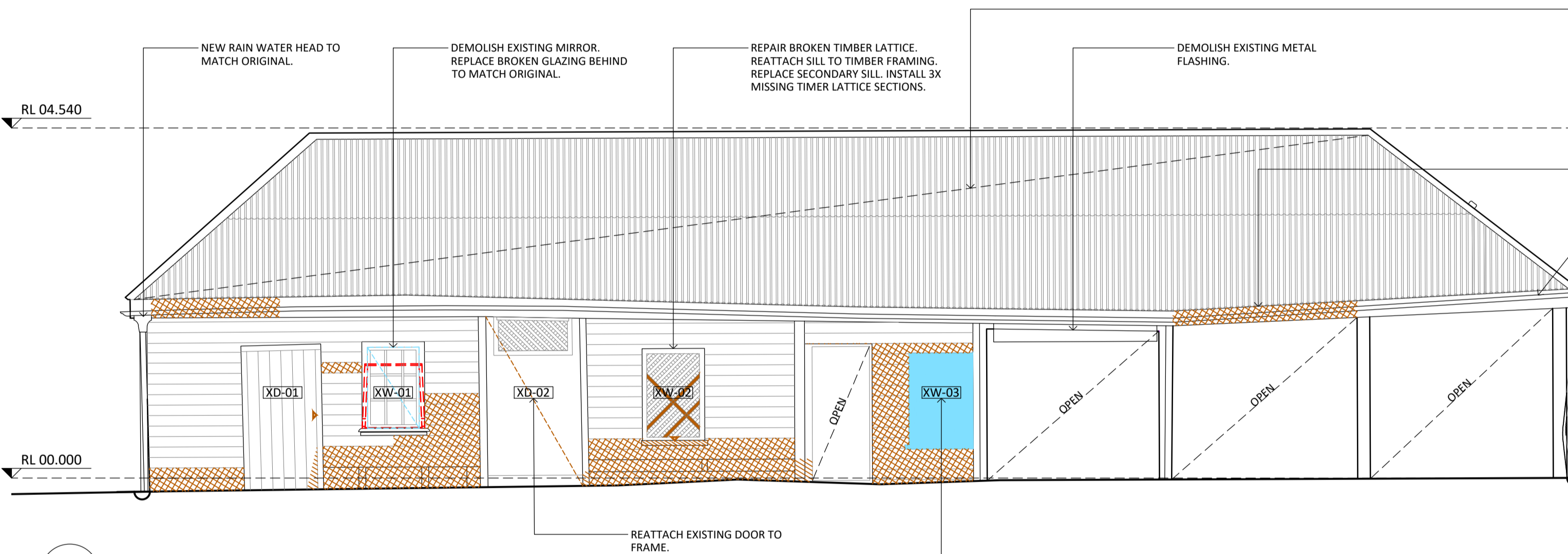
LOCATED ON WURUNDJERI COUNTRY
DRAWN: GW CHECKED: MB PROJECT NO.: 7888 DATE: APRIL 2024

DRAWING TITLE
B2 KITCHEN & B3 SERVANT'S QUARTERS - DEMOLITION

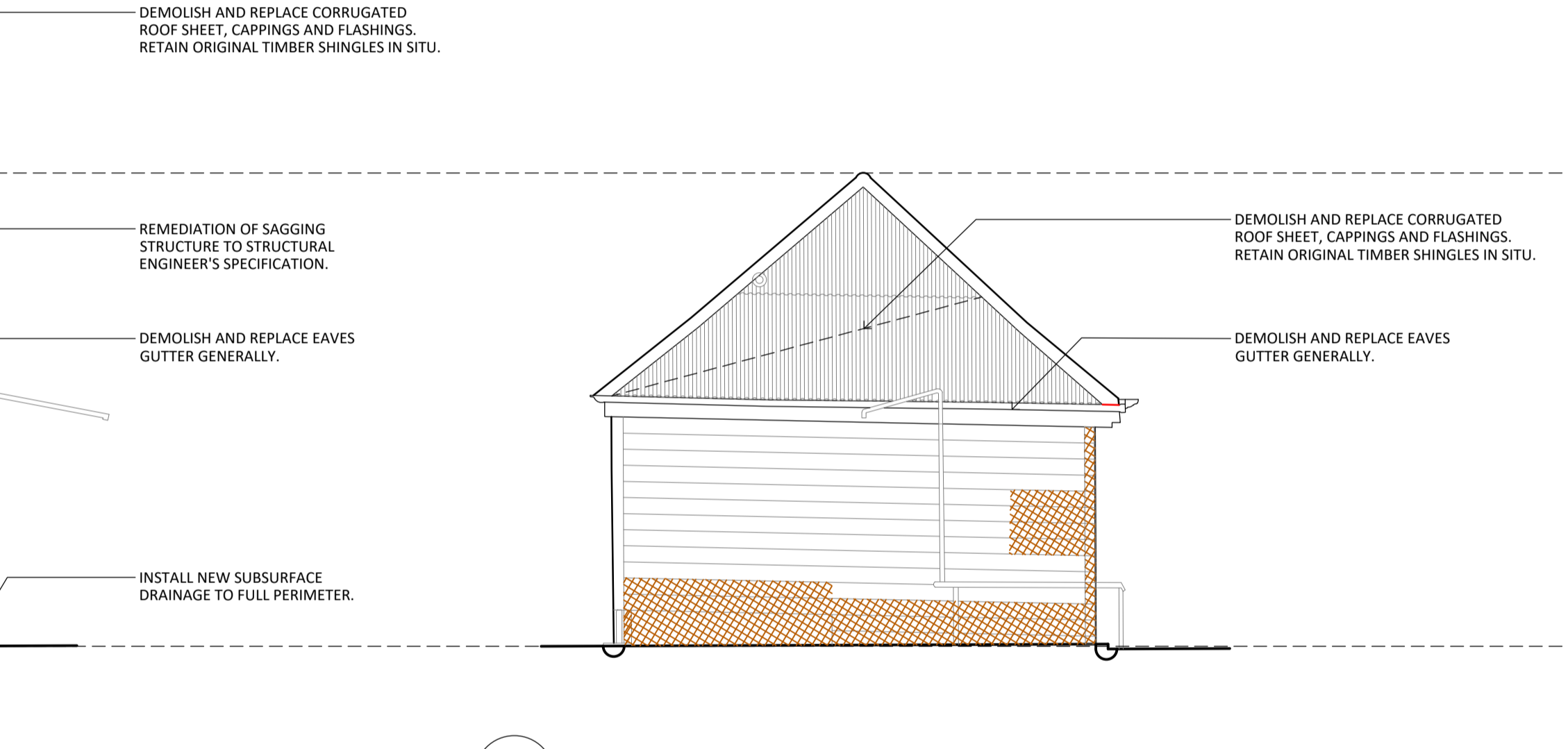
PREPARED ON THE LANDS OF THE WURUNDJERI PEOPLE
ISSUE: DESIGN DEVELOPMENT SCALE: 1:50@A1 DRAWING NO.: A2.20 REVISION: DD1



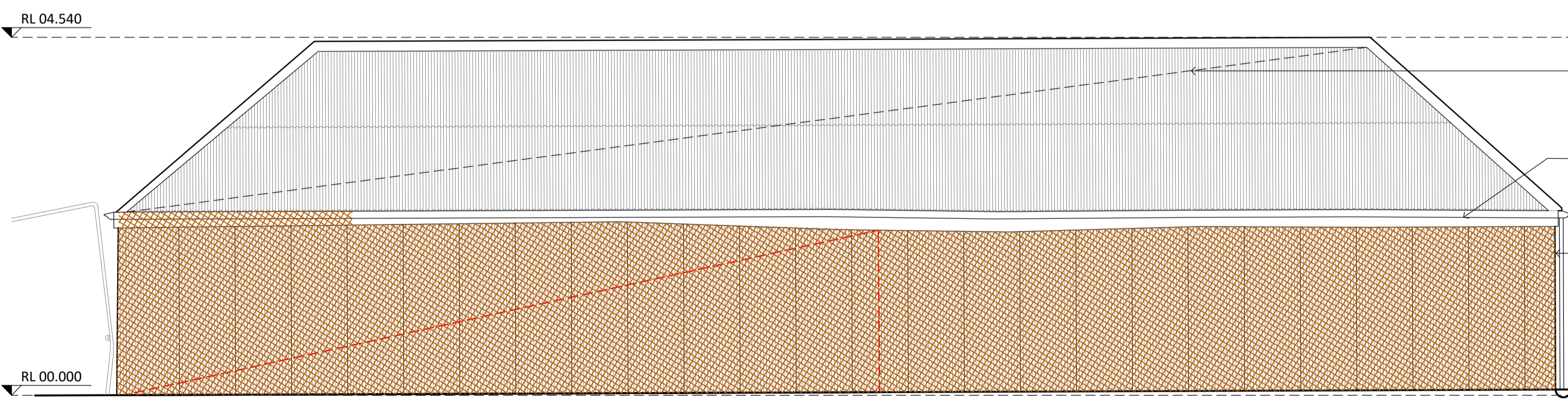
01 B4 STABLE & GARAGE PLAN
1:50



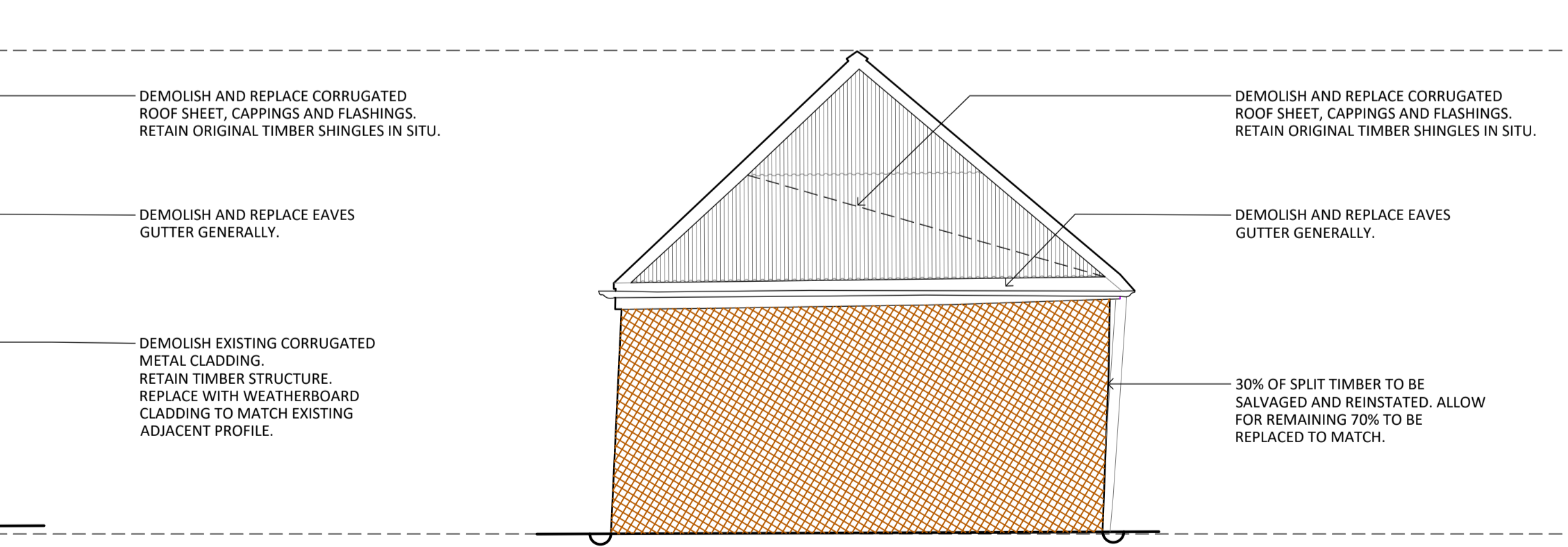
02 B4 STABLE & GARAGE EAST ELEVATION
1:50



03 B4 STABLE & GARAGE NORTH ELEVATION
1:50



04 B4 STABLE & GARAGE WEST ELEVATION
1:50



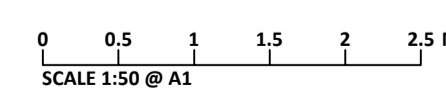
05 B4 STABLE & GARAGE SOUTH ELEVATION
1:50

- GENERAL NOTES:**
- ALL DRAWINGS ARE TO BE READ IN CONJUNCTION WITH THE ARCHITECTURAL SPECIFICATION AND SCHEDULES OF WORKS.
 - ALL DRAWINGS ARE TO BE READ IN CONJUNCTION WITH ALL CONSULTANT DOCUMENTATION.
 - REPAINTING.

CONSERVATION WORKS LEGEND:

- GENERAL REPAIRS**
- G2 - REMOVE EMBEDDED ITEM
 - G3 - POULTICE EFFLORESCENCE
- CARPENTRY REPAIRS**
- C1 - TIMBER SPLICE REPAIR
 - C2 - REPLACE TIMBER ITEM
 - C3 - RE-FIX TIMBER ITEM
 - C4 - DISMANTLE AND REBUILD TIMBER FRAME
- RENDER REPAIRS**
- R1 - FLAT RENDER REPAIR
 - R2 - RENDER REPAIR TO HORIZONTAL SURFACE (PARGING)
- GLAZING REPAIRS**
- GL1 - REPLACE BROKEN GLAZING
 - GL2 - REPLACE MISSING LOUVRES
 - GL3 - REPLACE TIMBER WINDOW
- BRICKWORK REPAIRS**
- B1 - REPOINT BRICKWORK
 - B2 - REPLACE BRICKWORK
 - B3 - DISMANTLE AND REBUILD BRICKWORK
 - B4 - LIFT & RELAY BRICK PAVING
- STONEMWORK REPAIRS**
- S1 - REPOINT STONEMWORK
 - S2 - TUCK POINT STONEMWORK
 - S3 - RESET STONEMWORK
 - S4 - REPLACE STONEMWORK
 - S5 - STONE CRACK REPAIR (MINOR)
 - S6 - STONE CRACK REPAIR (MAJOR)
 - S7 - DISMANTLE AND REBUILD STONEMWORK
 - S8 - LIFT & RELAY STONE PAVING
- HARD PLASTER REPAIRS**
- HP1 - FLAT HARD PLASTER REPAIR
 - HP2 - RERUN MOULDED HARD PLASTER
 - HP3 - HARD PLASTER CRACK REPAIR
 - HP4 - PIN HARD PLASTER

NOT FOR CONSTRUCTION



NO.	DATE	REVISION
001	08/11/2024	HERITAGE VICTORIA

NOTE: ALL DIMENSIONS ARE TO BE VERIFIED ON SITE BEFORE COMMENCING ANY WORK OR PREPARING ANY SHOP DRAWINGS. SCALE INDICATED FOR REFERENCE ONLY. DO NOT SCALE OFF DRAWINGS. DO NOT SCALE DRAWINGS. OMISSIONS OR DISCREPANCIES ARE TO BE NOTIFIED TO THE ARCHITECT.

COPYRIGHT: THIS DRAWING IS COPYRIGHT AND REMAINS THE PROPERTY OF LOVELL CHEN.

STRUCTURAL ENGINEER
BCE DESIGN
LEVEL 1/183 SMITH STREET
FITZROY VIC 3065

CLIENT
EXFORD WATERS PTY LTD
P.O. BOX 2389, MELTON SOUTH 3338

LOVELL CHEN
LEVEL 5, 176 WELLINGTON PARADE
EAST MELBOURNE 3002 AUSTRALIA
TEL +61 (0)3 9667 0800
enquiry@lovellichen.com.au
www.lovellichen.com.au

PROJECT
EXFORD HOMESTEAD COMPLEX
WEIR VIEWS

LOCATED ON WURUNDJERI COUNTRY

DRAWN	CHECKED	PROJECT NO.	DATE
NR	MB	7888	APRIL 2024

DRAWING TITLE
B4 STABLE & GARAGE
PROPOSED & CONSERVATION

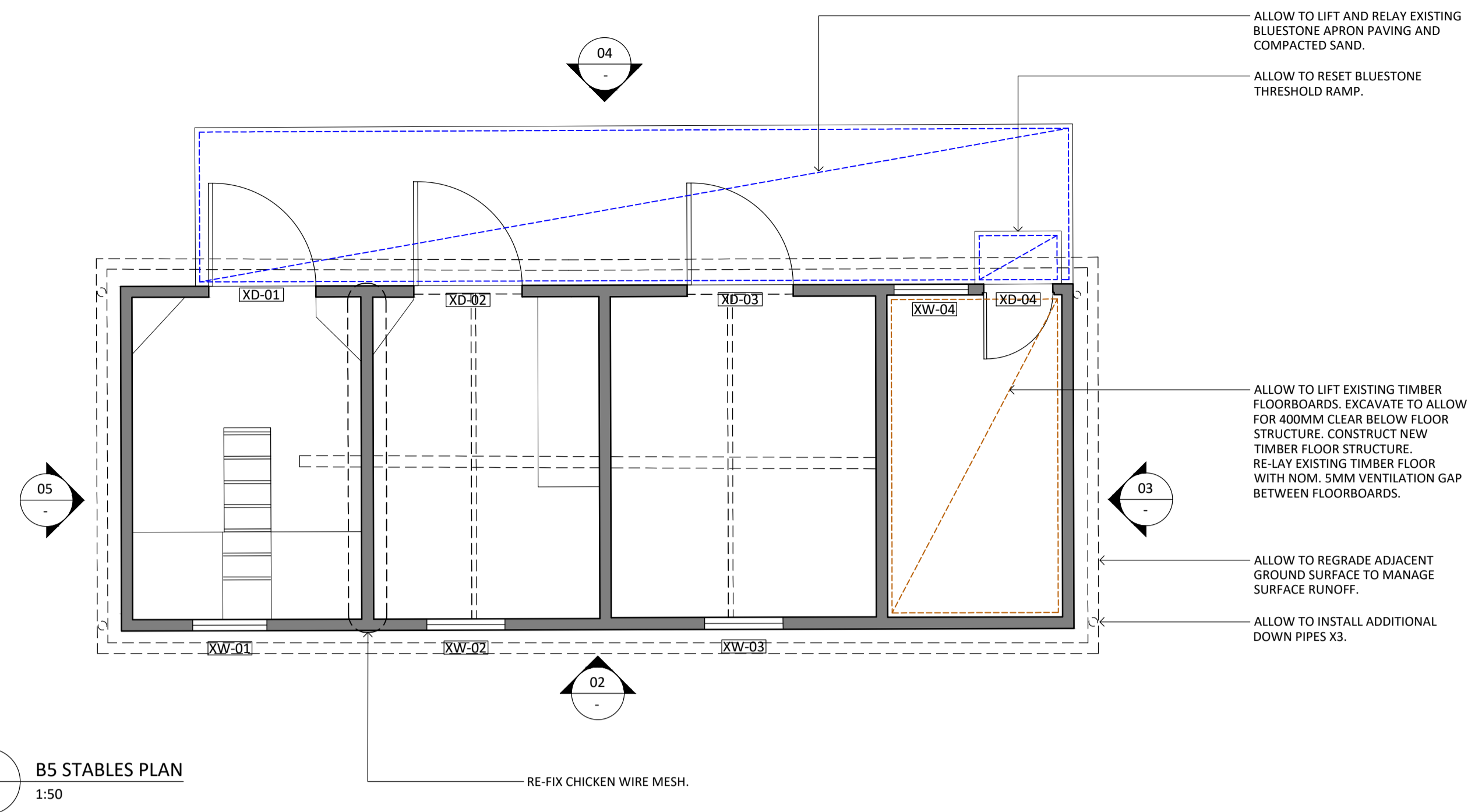
PREPARED ON THE LANDS OF THE WURUNDJERI PEOPLE

ISSUE	SCALE	DRAWING NO.	REVISION
DESIGN DEVELOPMENT	1:50@A1	A4.10	DD1

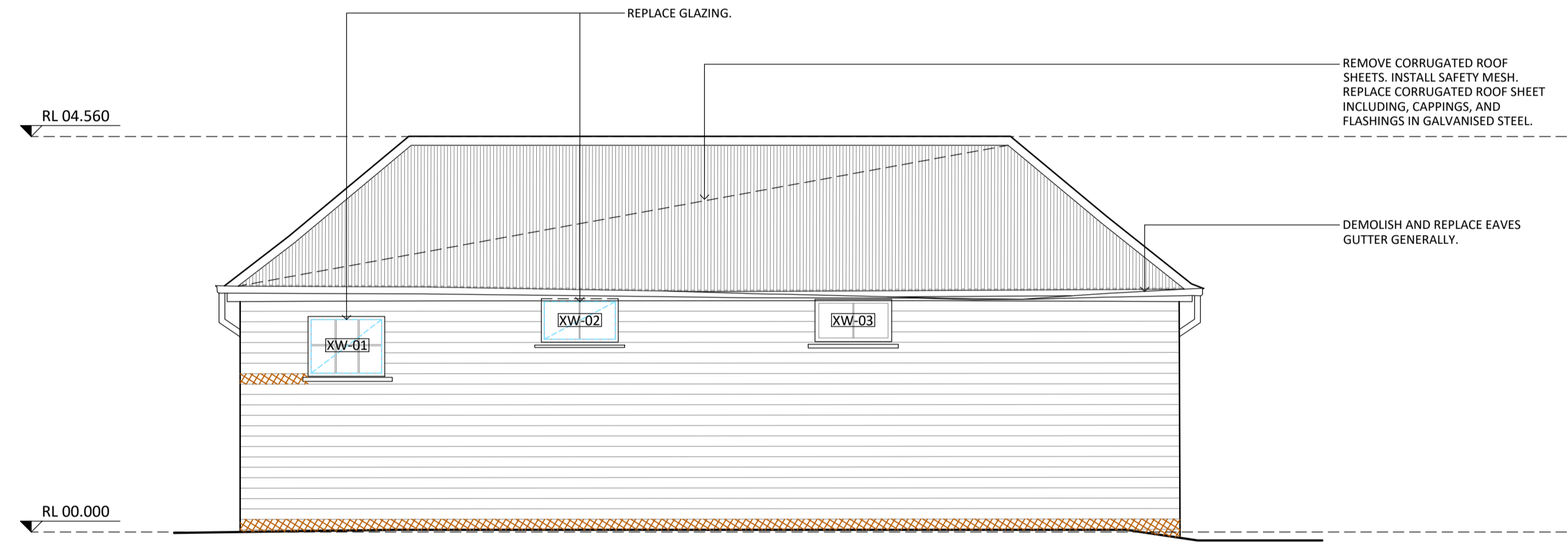
- GENERAL NOTES:**
- ALL DRAWINGS ARE TO BE READ IN CONJUNCTION WITH THE ARCHITECTURAL SPECIFICATION AND SCHEDULES OF WORKS.
 - ALL DRAWINGS ARE TO BE READ IN CONJUNCTION WITH ALL CONSULTANT DOCUMENTATION.
 - REPAINTING

CONSERVATION WORKS LEGEND:

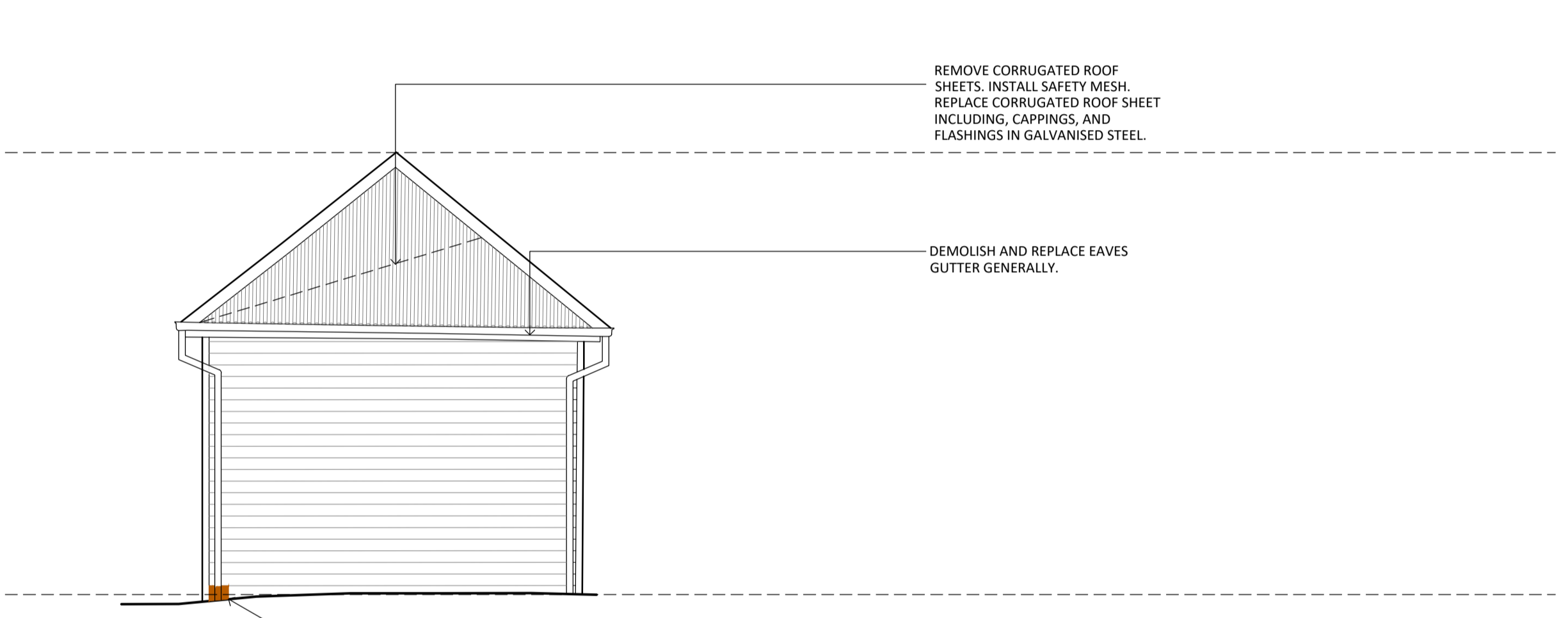
- GENERAL REPAIRS**
- G2 - REMOVE EMBEDDED ITEM
 - G3 - POULTICE EFFLORESCENCE
- CARPENTRY REPAIRS**
- C1 - TIMBER SPLICE REPAIR
 - C2 - REPLACE TIMBER ITEM
 - C3 - REFIX TIMBER ITEM
 - C4 - DISMANTLE AND REBUILD TIMBER FRAME
- RENDER REPAIRS**
- R1 - FLAT RENDER REPAIR
 - R2 - RENDER REPAIR TO HORIZONTAL SURFACE (PARGING)
- GLAZING REPAIRS**
- GL1 - REPLACE BROKEN GLAZING
 - GL2 - REPLACE MISSING LOUVRES
 - GL3 - REPLACE TIMBER WINDOW
- BRICKWORK REPAIRS**
- B1 - REPOINT BRICKWORK
 - B2 - REPLACE BRICKWORK
 - B3 - DISMANTLE AND REBUILD BRICKWORK
 - B4 - LIFT & RELAY BRICK PAVING
- STONEMWORK REPAIRS**
- S1 - REPOINT STONEMWORK
 - S2 - TUCK POINT STONEMWORK
 - S3 - RESET STONEMWORK
 - S4 - REPLACE STONEMWORK
 - S5 - STONE CRACK REPAIR (MINOR)
 - S6 - STONE CRACK REPAIR (MAJOR)
 - S7 - DISMANTLE AND REBUILD STONEMWORK
 - S8 - LIFT & RELAY STONE PAVING
- HARD PLASTER REPAIRS**
- HP1 - FLAT HARD PLASTER REPAIR
 - HP2 - RERUN MOULDED HARD PLASTER
 - HP3 - HARD PLASTER CRACK REPAIR
 - HP4 - PIN HARD PLASTER



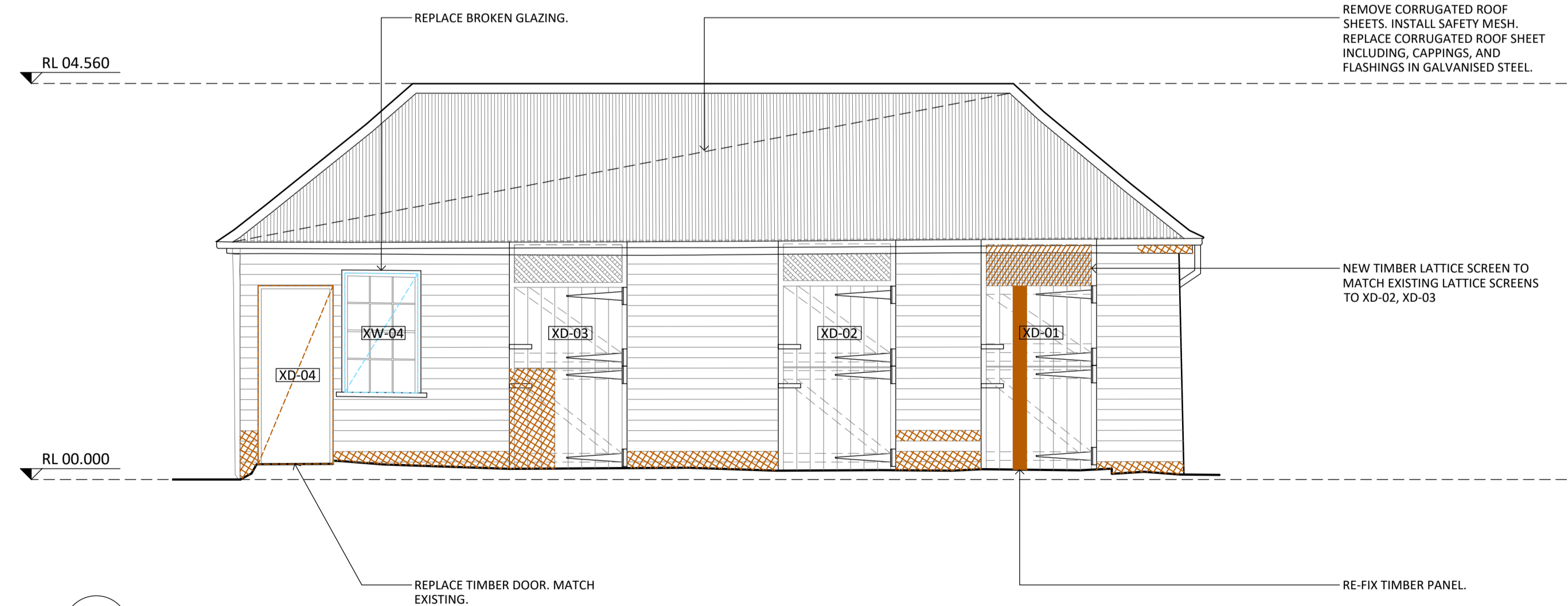
01 B5 STABLES PLAN
1:50



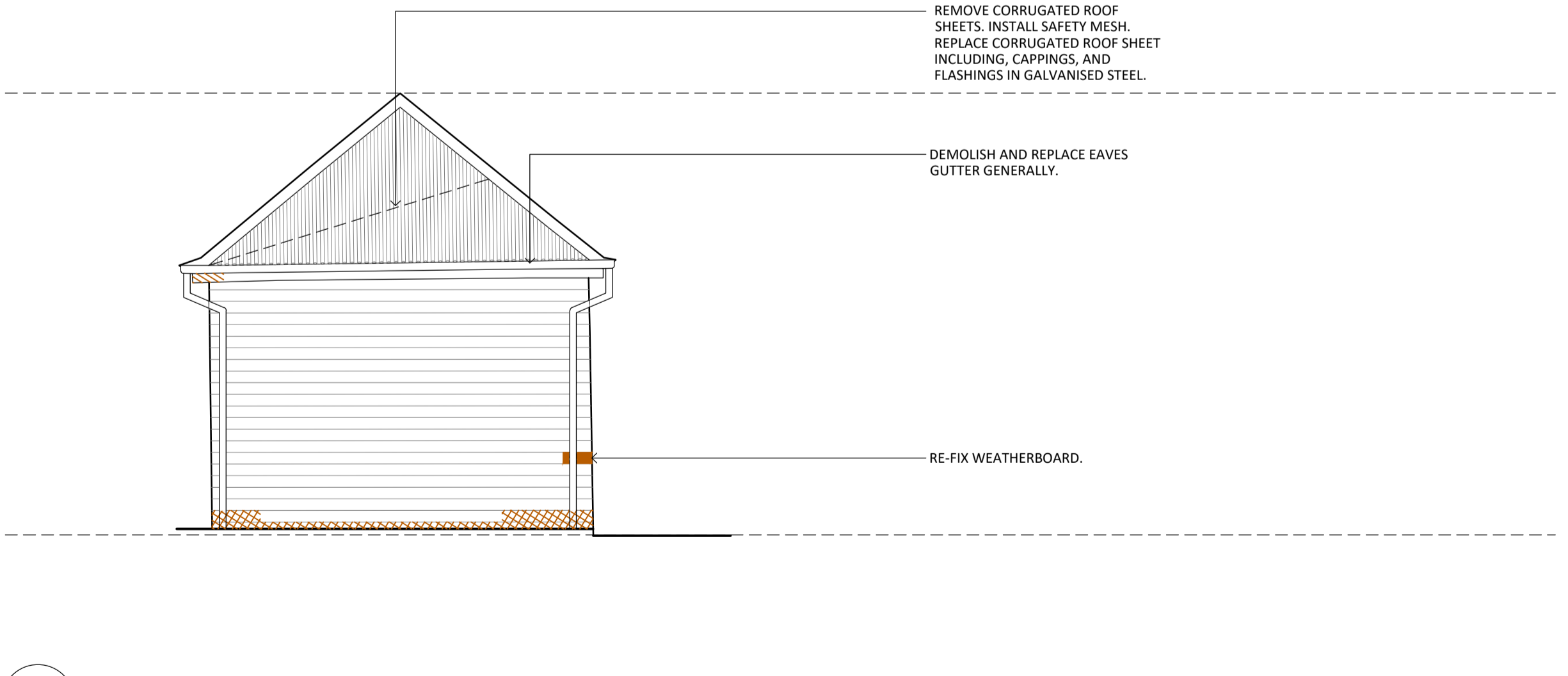
02 B5 SOUTH ELEVATION
1:50



03 B5 EAST ELEVATIONS
1:50

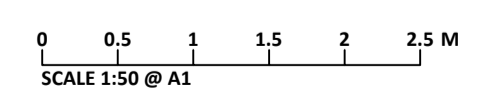


04 B5 NORTH ELEVATION
1:50



05 B5 WEST ELEVATION
1:50

NOT FOR CONSTRUCTION



NO.	DATE	REVISION
001	08/11/2024	HERITAGE VICTORIA

NOTE: ALL DIMENSIONS ARE TO BE VERIFIED ON SITE BEFORE COMMENCING ANY WORK OR PREPARING ANY SHOP DRAWINGS. SCALE INDICATED FOR REFERENCE ONLY. DO NOT SCALE OFF DRAWINGS. DO NOT SCALE DRAWINGS. OMISSIONS OR DISCREPANCIES ARE TO BE NOTIFIED TO THE ARCHITECT.

COPYRIGHT: THIS DRAWING IS COPYRIGHT AND REMAINS THE PROPERTY OF LOVELL CHEN.

STRUCTURAL ENGINEER
BCE DESIGN
LEVEL 1/383 SMITH STREET
FITZROY VIC 3065

CLIENT
EXFORD WATERS PTY LTD
P.O. BOX 2389, MELTON SOUTH 3338

LOVELL CHEN
LEVEL 5, 176 WELLINGTON PARADE
EAST MELBOURNE 3002 AUSTRALIA
TEL +61 (0)3 9667 0600
enquiry@lovellichen.com.au
www.lovellichen.com.au

PROJECT
EXFORD HOMESTEAD COMPLEX
655 EXFORD ROAD
WEIR VIEWS
LOCATED ON WURUNDJERI COUNTRY

DRAWN	CHECKED	PROJECT NO.	DATE
NR	MB	7888	APRIL 2024

DRAWING TITLE
B5 STABLE
PROPOSED & CONSERVATION

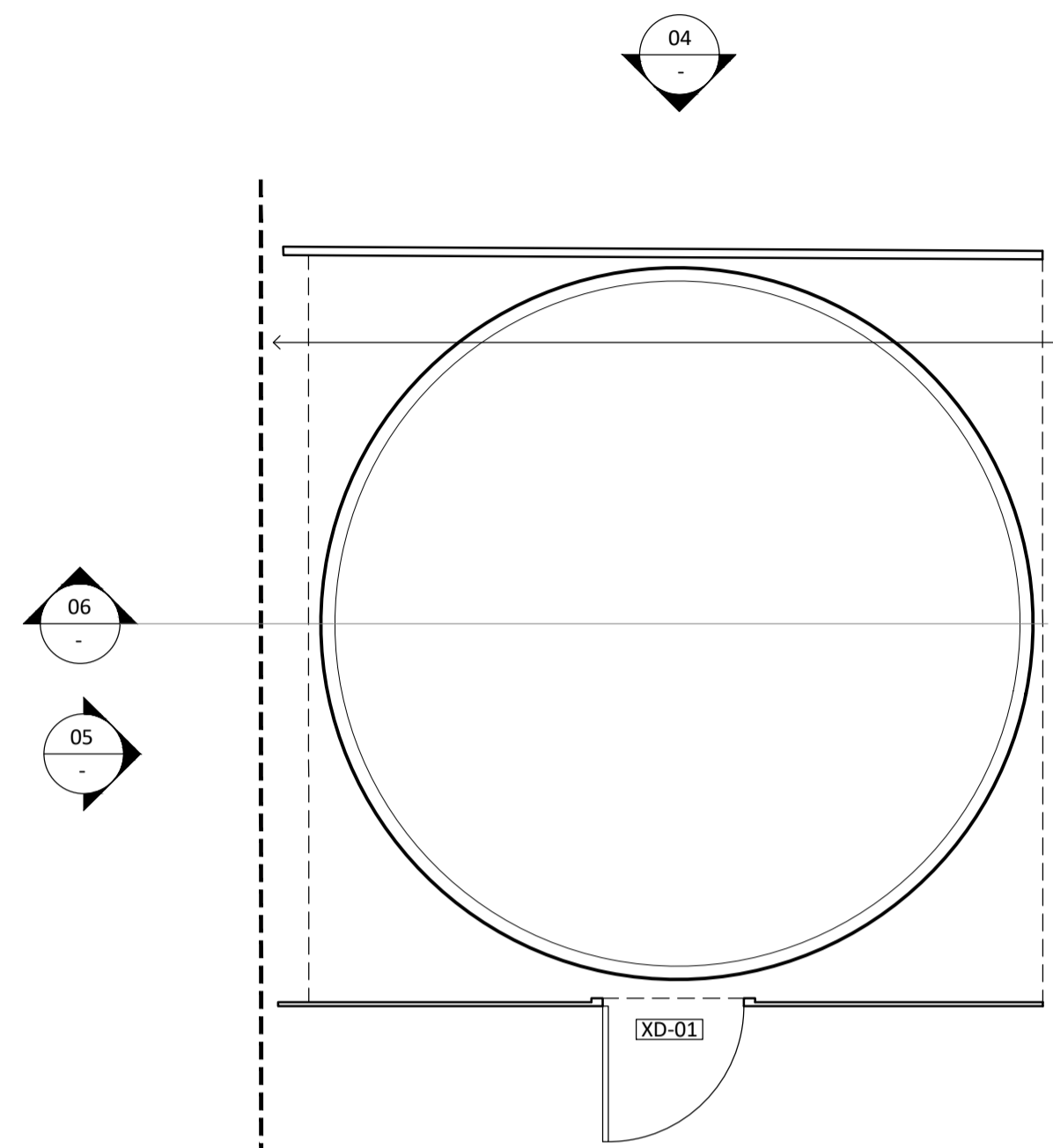
PREPARED ON THE LANDS OF THE WURUNDJERI PEOPLE

ISSUE	SCALE	DRAWING NO.	REVISION
DESIGN DEVELOPMENT	1:50@A1	A5.10	DD1


- GENERAL NOTES:**
- ALL DRAWINGS ARE TO BE READ IN CONJUNCTION WITH THE ARCHITECTURAL SPECIFICATION AND SCHEDULES OF WORKS.
 - ALL DRAWINGS ARE TO BE READ IN CONJUNCTION WITH ALL CONSULTANT DOCUMENTATION.

CONSERVATION WORKS LEGEND:

- CARPENTRY REPAIRS
-  C1 - TIMBER SPLICE REPAIR
 -  C2 - REPLACE TIMBER ITEM
 -  C3 - REFIX TIMBER ITEM
 -  C4 - DISMANTLE AND REBUILD TIMBER FRAME

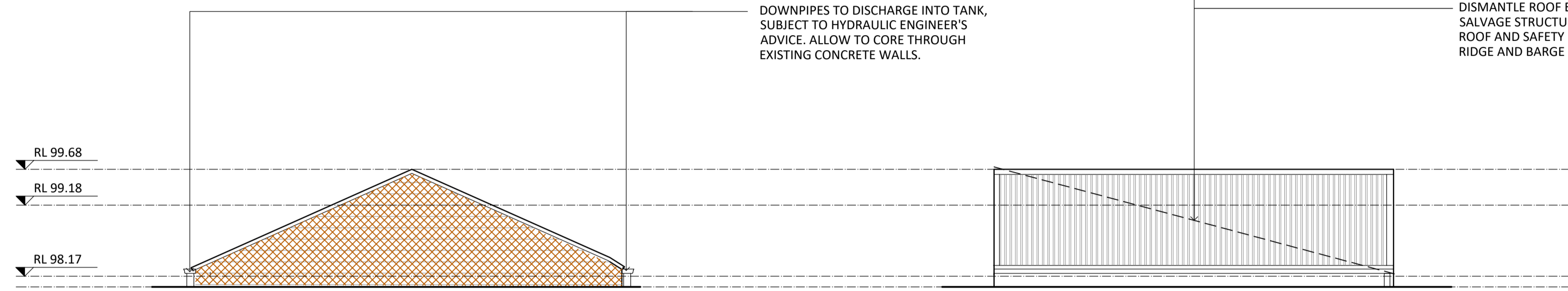


GUTTERS DISCHARGE INTO EXISTING TANK VIA NEW DOWNPIPES.



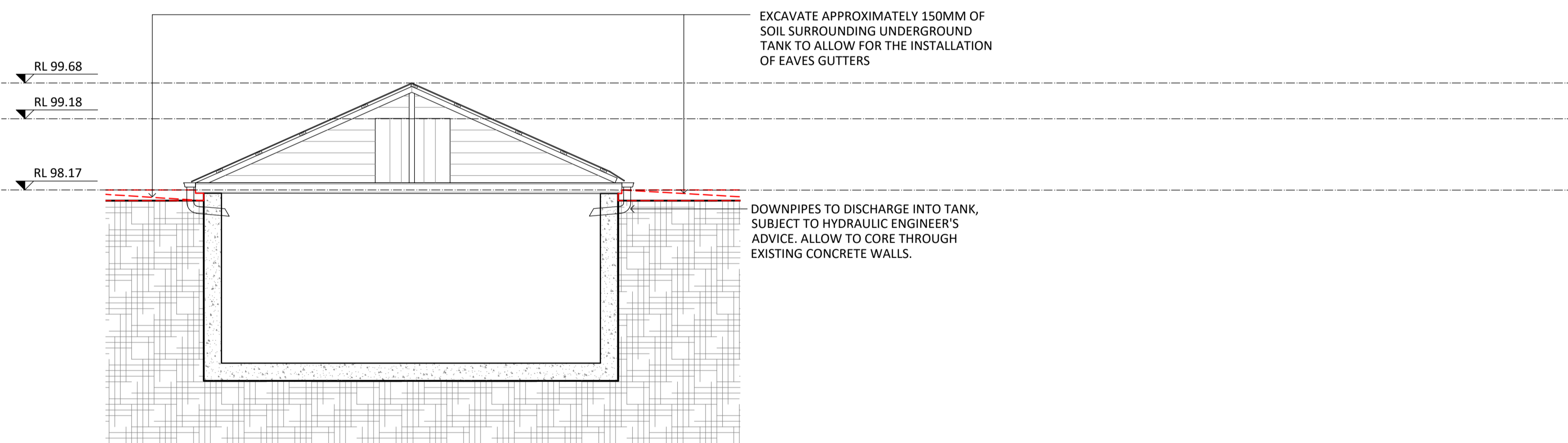
02 B6 SOUTH ELEVATION
-
1:50

03 B6 EAST ELEVATION
-
1:50



04 B6 NORTH ELEVATION
-
1:50

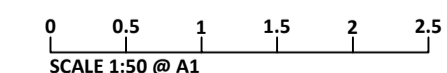
05 B6 WEST ELEVATION
-
1:50



06 B6 SECTION
-
1:50

01 B6 UNDERGROUND TANK PLAN
-
1:50

NOT FOR CONSTRUCTION



NO.	DATE	REVISION
001	08/11/2024	HERITAGE VICTORIA

NOTE: ALL DIMENSIONS ARE TO BE VERIFIED ON SITE BEFORE COMMENCING ANY WORK OR PREPARING ANY SHOP DRAWINGS. SCALE INDICATED FOR REFERENCE ONLY. DO NOT SCALE OFF DRAWINGS. DO NOT SCALE DRAWINGS. OMISSIONS OR DISCREPANCIES ARE TO BE NOTIFIED TO THE ARCHITECT.

COPYRIGHT: THIS DRAWING IS COPYRIGHT AND REMAINS THE PROPERTY OF LOVELL CHEN.

STRUCTURAL ENGINEER
BCE DESIGN
LEVEL 1/383 SMITH STREET
FITZROY VIC 3065

CLIENT
EXFORD WATERS PTY LTD
P.O. BOX 2389, MELTON SOUTH 3338

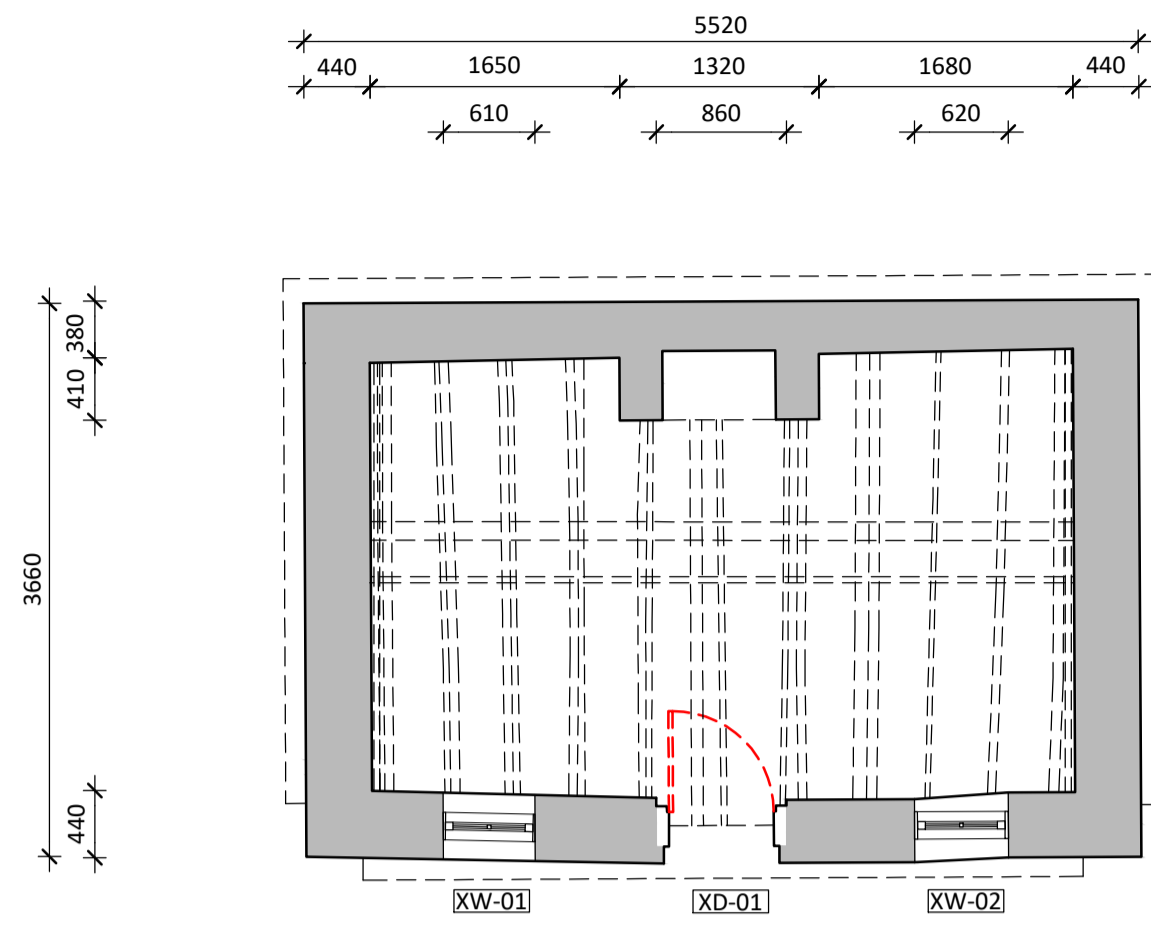
LOVELL CHEN
LEVEL 5, 176 WELLINGTON PARADE
EAST MELBOURNE 3002 AUSTRALIA
TEL +61 (0)3 9667 0800
enquiry@lovellichen.com.au
www.lovellichen.com.au

PROJECT
655 EXFORD ROAD
WEIR VIEWS

LOCATED ON WURUNDJERI COUNTRY
DRAWN: GW CHECKED: MB PROJECT NO.: 7888 DATE: APRIL 2024

DRAWING TITLE
B6 UNDERGROUND TANK (SOUTH)
PROPOSED & CONSERVATION

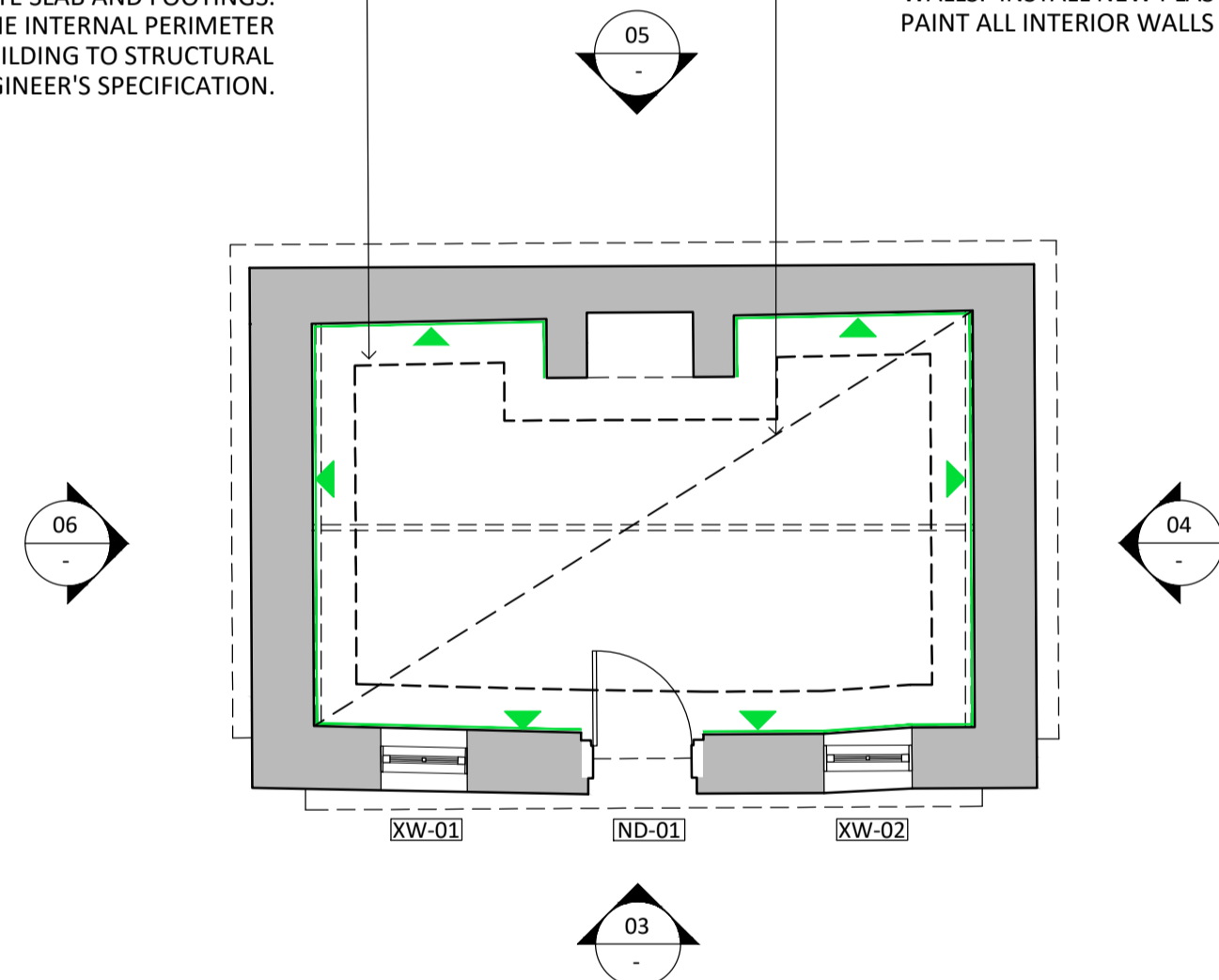
PREPARED ON THE LANDS OF THE WURUNDJERI PEOPLE
ISSUE: DESIGN DEVELOPMENT SCALE: 1:50@A1 DRAWING NO.: A6.10 REVISION: DD1



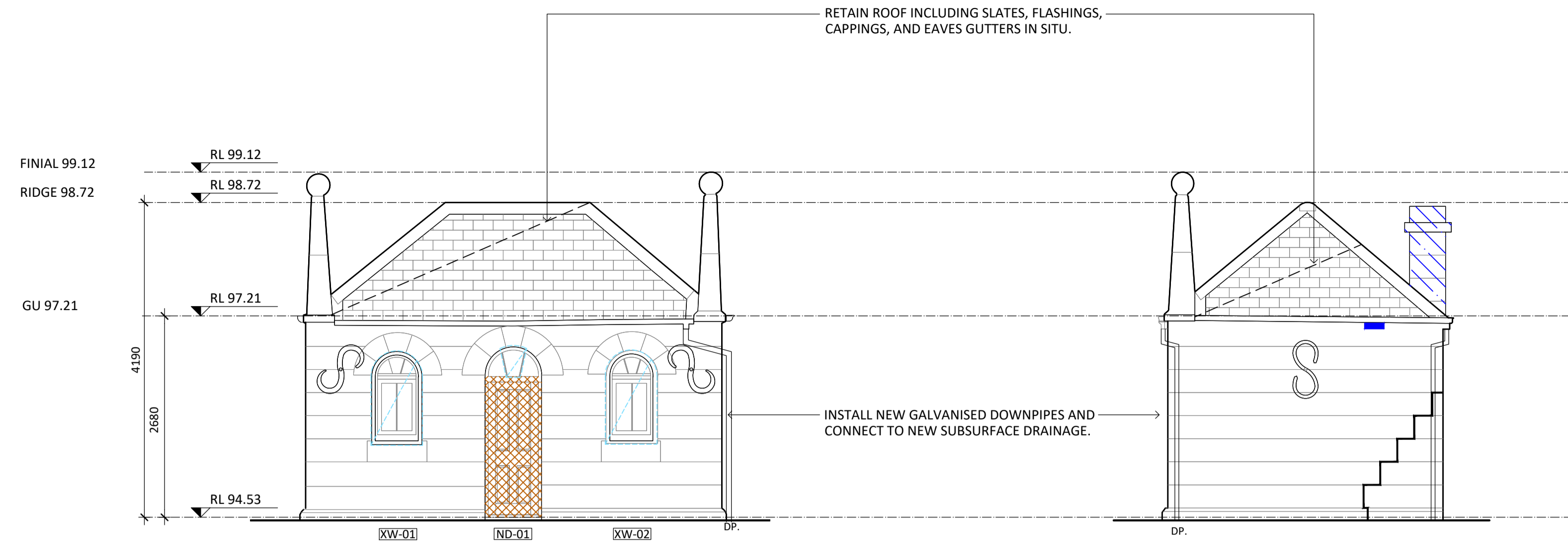
01 B7 WEST BLUESTONE PAVILION PLAN - DEMOLITION
1:50

REPLACE TIMBER FLOORING ON NEW CONCRETE SLAB AND FOOTINGS. FOOTINGS TO THE INTERNAL PERIMETER OF THE BUILDING TO STRUCTURAL ENGINEER'S SPECIFICATION.

CONDUCT HARD PLASTER PATCH REPAIR TO 50% OF WALLS. INSTALL NEW PLASTER CEILING. PREPARE AND PAINT ALL INTERIOR WALLS AND CEILING.

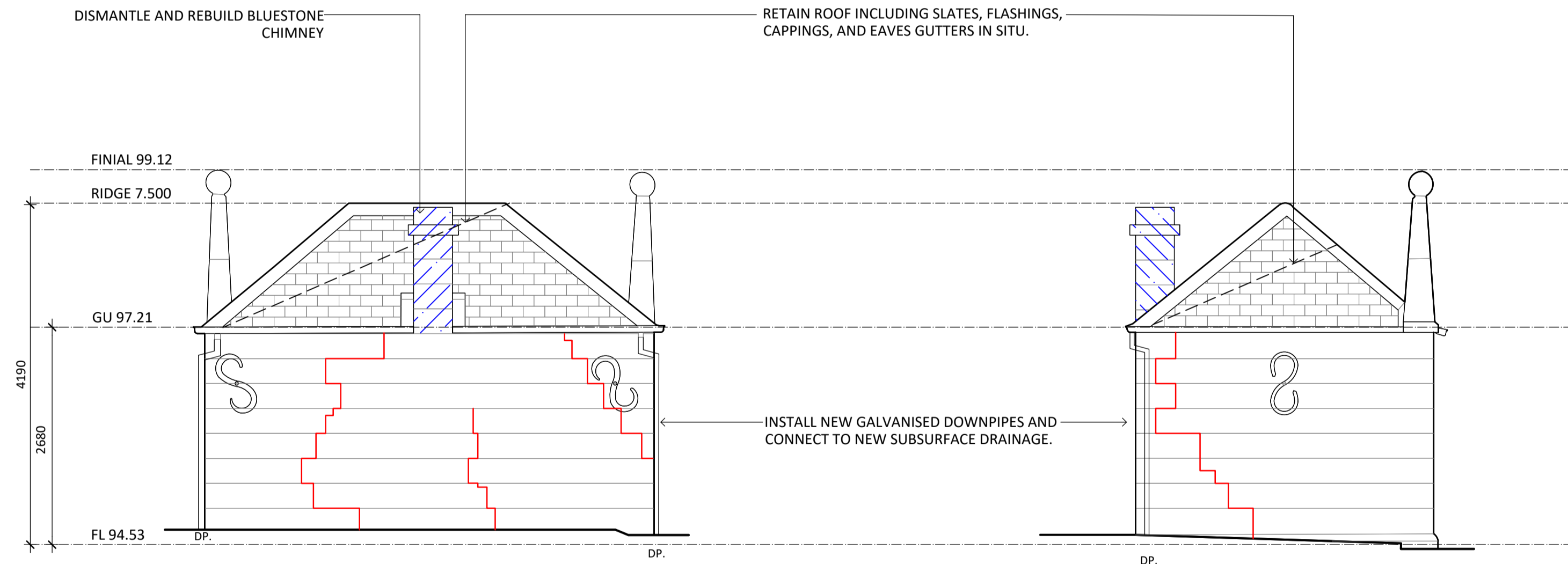


02 B7 PLAN - PROPOSED AND CONSERVATION WORKS
1:50



02 B7 SOUTH ELEVATION - PROPOSED + CONSERVATION
1:50

03 B7 WEST ELEVATION - PROPOSED + CONSERVATION
1:50



04 B7 EAST ELEVATION - PROPOSED + CONSERVATION
1:50

05 B7 EAST ELEVATION - PROPOSED + CONSERVATION
1:50

- GENERAL NOTES:**
- ALL DRAWINGS ARE TO BE READ IN CONJUNCTION WITH THE ARCHITECTURAL SPECIFICATION AND SCHEDULES OF WORKS.
 - ALL DRAWINGS ARE TO BE READ IN CONJUNCTION WITH ALL CONSULTANT DOCUMENTATION.

CONSERVATION WORKS LEGEND:

GENERAL REPAIRS

- G2 - REMOVE EMBEDDED ITEM
- G3 - POULTICE EFFLORESCENCE

CARPENTRY REPAIRS

- C1 - TIMBER SPLICE REPAIR
- C2 - REPLACE TIMBER ITEM
- C3 - REFIX TIMBER ITEM
- C4 - DISMANTLE AND REBUILD TIMBER FRAME

GLAZING REPAIRS

- GL1 - REPLACE BROKEN GLAZING
- GL2 - REPLACE TIMBER WINDOW

STONEMWORK REPAIRS

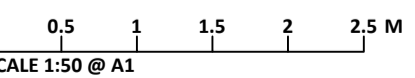
- S1 - REPOINT STONEMWORK
- S2 - TUCK POINT STONEMWORK
- S3 - RESET STONEMWORK
- S4 - REPLACE STONEMWORK
- S5 - STONE CRACK REPAIR (MINOR)
- S6 - STONE CRACK REPAIR (MAJOR)
- S7 - DISMANTLE AND REBUILD STONEMWORK
- S8 - LIFT & RELAY STONE PAVING

HARD PLASTER REPAIRS

- HP1 - FLAT HARD PLASTER REPAIR
- HP2 - RERUN MOULDED HARD PLASTER
- HP3 - HARD PLASTER CRACK REPAIR
- HP4 - PIN HARD PLASTER

- REPAIR TO RETURN FACE COLOUR INDICATING REPAIR TYPE

NOT FOR CONSTRUCTION



NO.	DATE	REVISION
001	08/11/2024	HERITAGE VICTORIA

NOTE: ALL DIMENSIONS ARE TO BE VERIFIED ON SITE BEFORE COMMENCING ANY WORK OR PREPARING ANY SHOP DRAWINGS. SCALE INDICATED FOR REFERENCE ONLY. DO NOT SCALE OFF DRAWINGS. DO NOT SCALE DRAWINGS. OMISSIONS OR DISCREPANCIES ARE TO BE NOTIFIED TO THE ARCHITECT.

COPYRIGHT: THIS DRAWING IS COPYRIGHT AND REMAINS THE PROPERTY OF LOVELL CHEN.

CLIENT
EXFORD WATERS PTY LTD
P.O. BOX 2389, MELTON SOUTH 3338

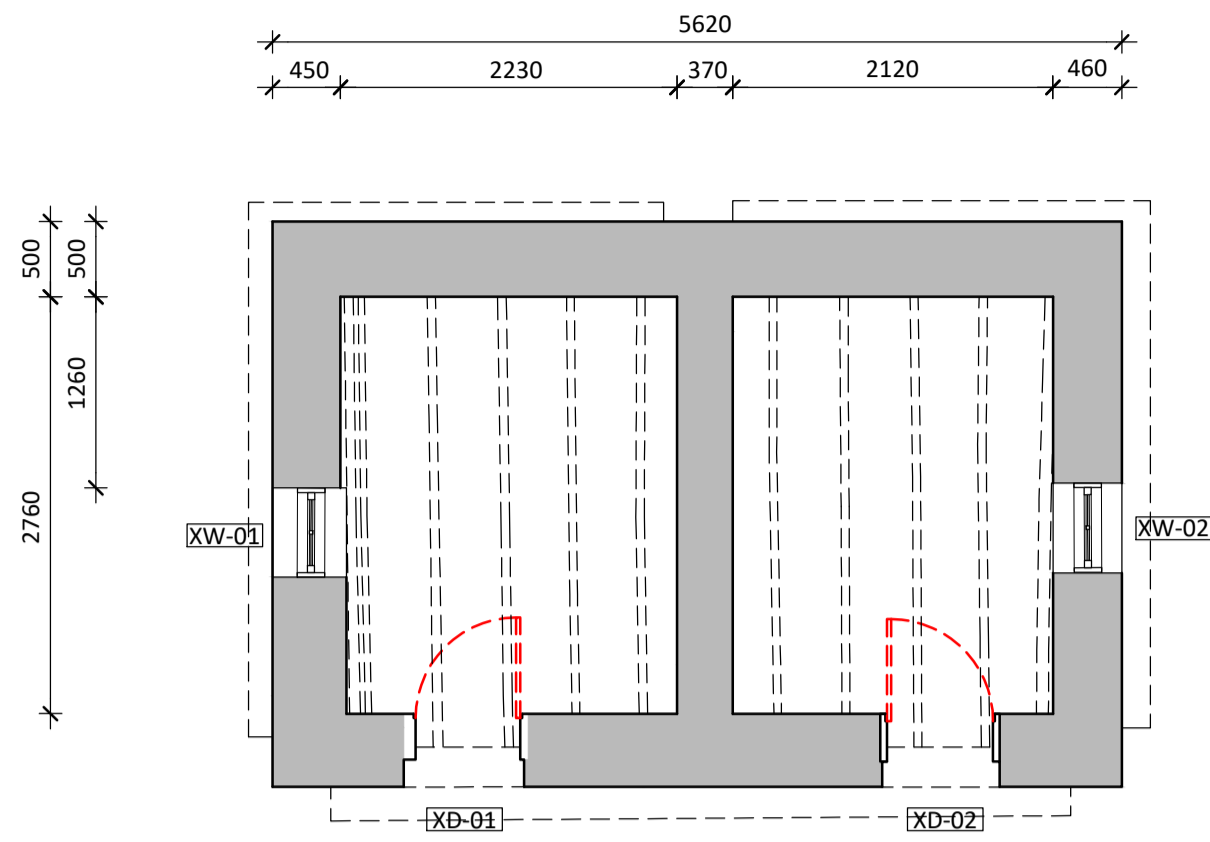
LOVELL CHEN
LEVEL 5, 176 WELLINGTON PARADE
EAST MELBOURNE 3002 AUSTRALIA
TEL +61 (0)3 9667 0800
enquiry@lovellichen.com.au
www.lovellichen.com.au

PROJECT
655 EXFORD ROAD
WEIR VIEWS

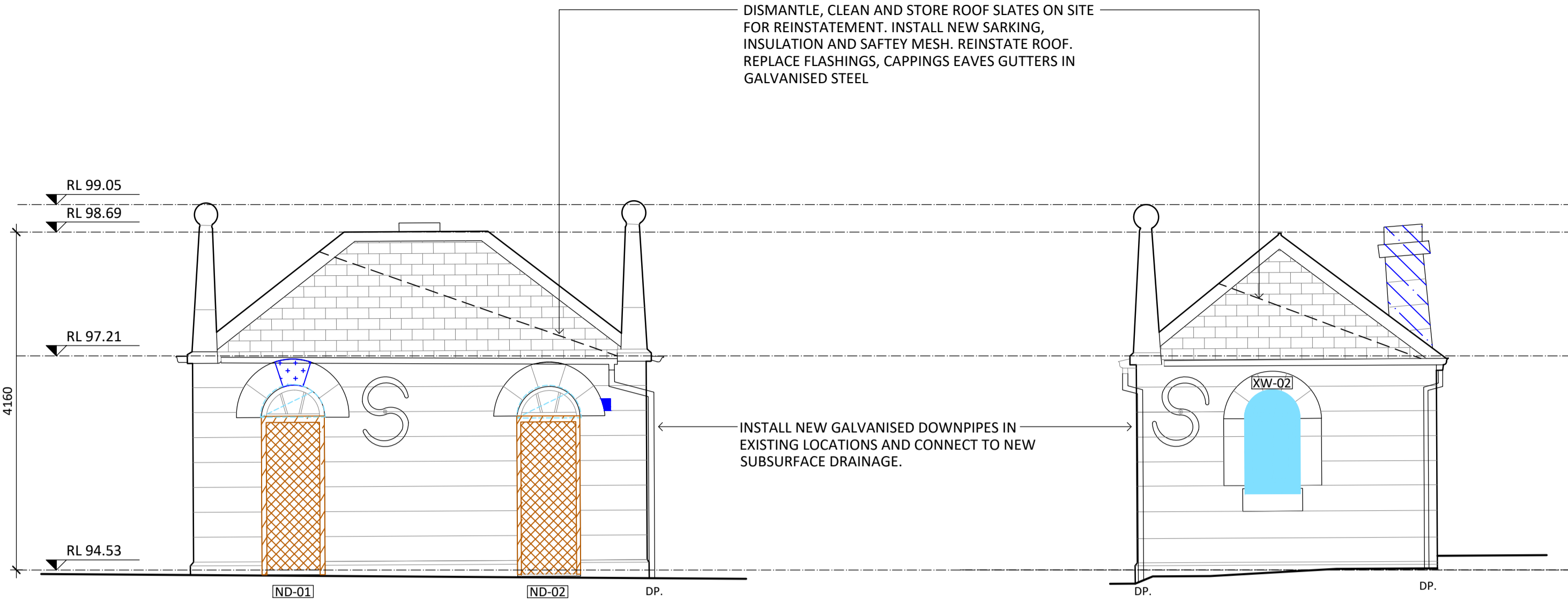
LOCATED ON WURUNDJERI COUNTRY
DRAWN: GW CHECKED: MB PROJECT NO.: 7888 DATE: APRIL 2024

DRAWING TITLE
B7 WEST BLUESTONE PAVILION -
PROPOSED & CONSERVATION

PREPARED ON THE LANDS OF THE WURUNDJERI PEOPLE
ISSUE: DESIGN DEVELOPMENT SCALE: 1:50@A1 DRAWING NO.: A7.10 REVISION: DD1



01 B8 EAST BLUESTONE PAVILION PLAN - DEMOLITION
1:50



03 B8 SOUTH ELEVATION - PROPOSED + CONSERVATION
1:50

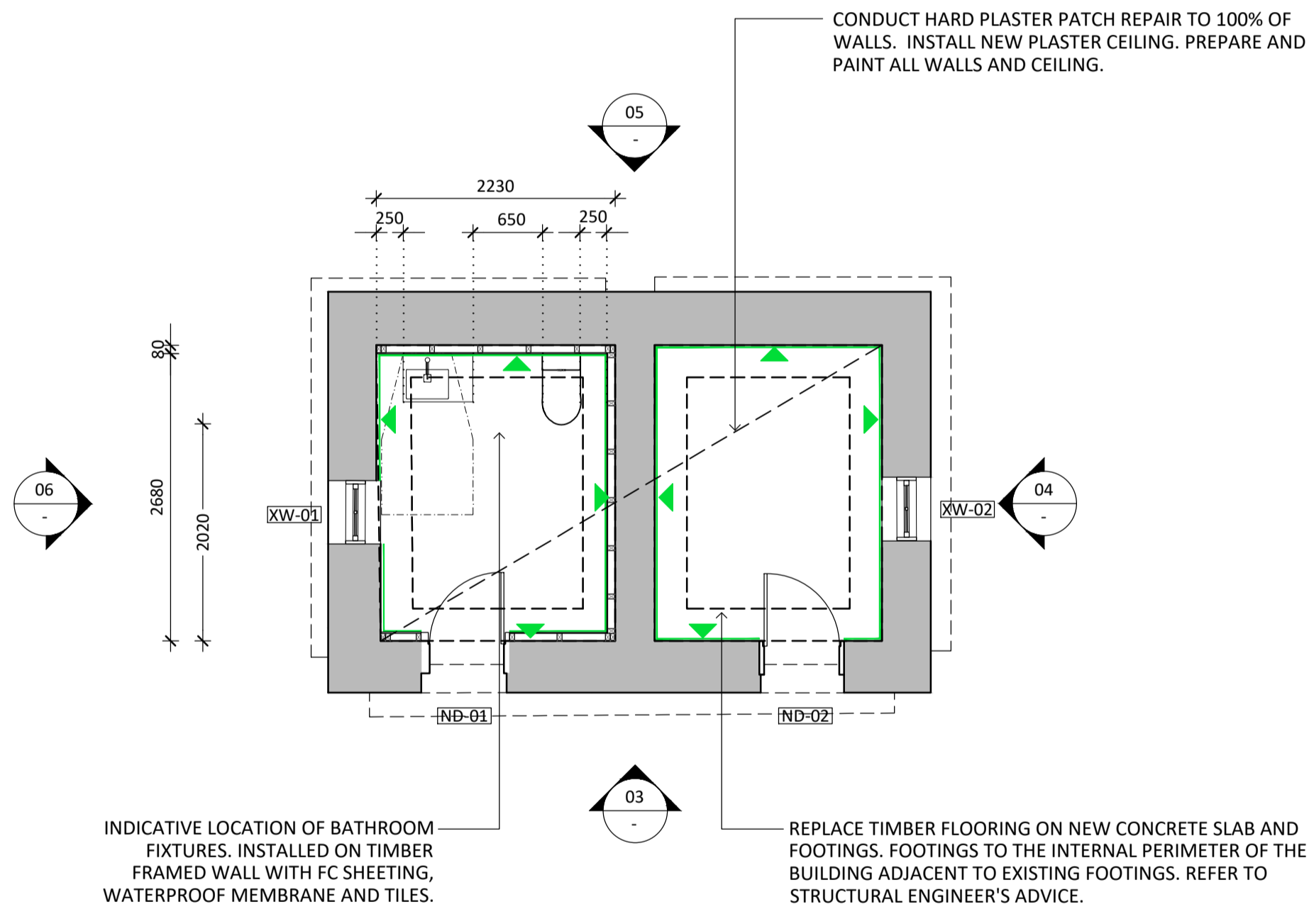
04 B8 EAST ELEVATION - PROPOSED + CONSERVATION
1:50

GENERAL NOTES:

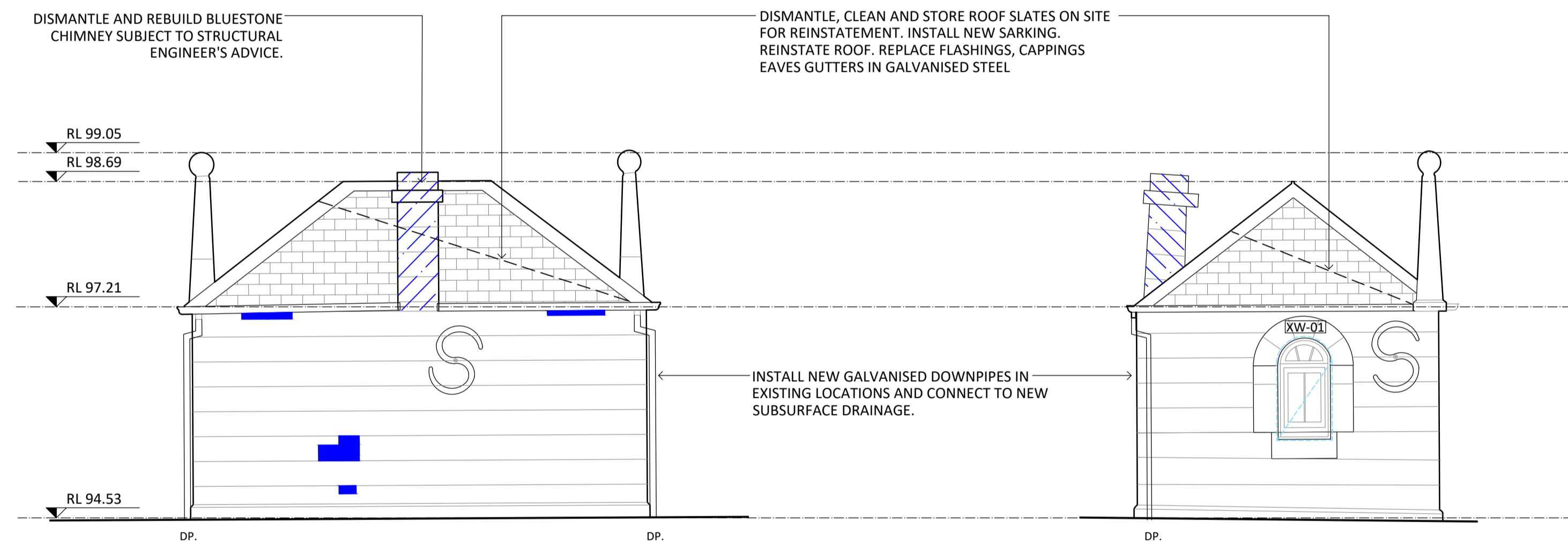
- ALL DRAWINGS ARE TO BE READ IN CONJUNCTION WITH THE ARCHITECTURAL SPECIFICATION AND SCHEDULES OF WORKS.
- ALL DRAWINGS ARE TO BE READ IN CONJUNCTION WITH ALL CONSULTANT DOCUMENTATION.

CONSERVATION WORKS LEGEND:

- GENERAL REPAIRS**
- G2 - REMOVE EMBEDDED ITEM
 - G3 - POULITCE EFFLORESCENCE
- CARPENTRY REPAIRS**
- C1 - TIMBER SPLICE REPAIR
 - C2 - REPLACE TIMBER ITEM
 - C3 - REFIX TIMBER ITEM
 - C4 - DISMANTLE AND REBUILD TIMBER FRAME
- GLAZING REPAIRS**
- GL1 - REPLACE BROKEN GLAZING
 - GL2 - REPLACE TIMBER WINDOW
- STONEMWORK REPAIRS**
- S1 - REPOINT STONEMWORK
 - S2 - TUCK POINT STONEMWORK
 - S3 - RESET STONEMWORK
 - S4 - REPLACE STONEMWORK
 - S5 - STONE CRACK REPAIR (MINOR)
 - S6 - STONE CRACK REPAIR (MAJOR)
 - S7 - DISMANTLE AND REBUILD STONEMWORK
 - S8 - LIFT & RELAY STONE PAVING
- HARD PLASTER REPAIRS**
- HP1 - FLAT HARD PLASTER REPAIR
 - HP2 - RERUN MOULDED HARD PLASTER
 - HP3 - HARD PLASTER CRACK REPAIR
 - HP4 - PIN HARD PLASTER
- ▲ REPAIR TO RETURN FACE COLOUR INDICATING REPAIR TYPE



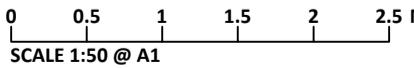
02 B8 EAST BLUESTONE PAVILION PLAN - PROPOSED AND CONSERVATION
1:50



05 B8 NORTH ELEVATION - PROPOSED + CONSERVATION
1:50

06 B8 WEST ELEVATION - PROPOSED + CONSERVATION
1:50

NOT FOR CONSTRUCTION



NO.	DATE	REVISION
001	08/11/2024	HERITAGE VICTORIA

NOTE: ALL DIMENSIONS ARE TO BE VERIFIED ON SITE BEFORE COMMENCING ANY WORK OR PREPARING ANY SHOP DRAWINGS. SCALE INDICATED FOR REFERENCE ONLY. DO NOT SCALE OFF DRAWINGS. DO NOT SCALE DRAWINGS. OMISSIONS OR DISCREPANCIES ARE TO BE NOTIFIED TO THE ARCHITECT.

COPYRIGHT: THIS DRAWING IS COPYRIGHT AND REMAINS THE PROPERTY OF LOVELL CHEN.

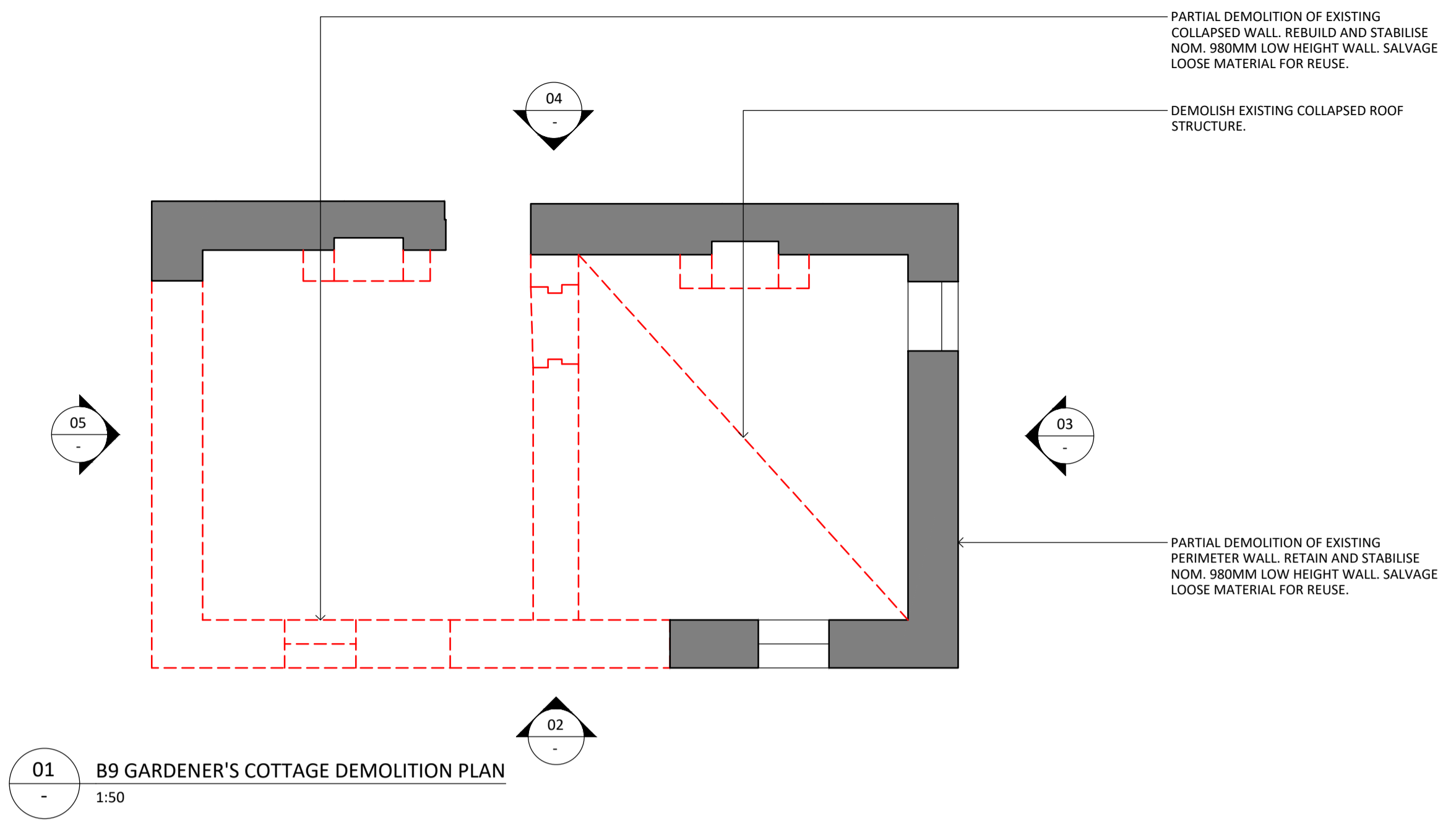
STRUCTURAL ENGINEER
BCE DESIGN
LEVEL 1/383 SMITH STREET
FITZROY VIC 3065

CLIENT
EXFORD WATERS PTY LTD
P.O. BOX 2389, MELTON SOUTH 3338

LOVELL CHEN
LEVEL 5, 176 WELLINGTON PARADE
EAST MELBOURNE 3002 AUSTRALIA
TEL +61 (0)3 9667 0800
enquiry@lovellichen.com.au
www.lovellichen.com.au

PROJECT
655 EXFORD ROAD
WEIR VIEWS
LOCATED ON WURUNDJERI COUNTRY
DRAWN: GW CHECKED: MB PROJECT NO: 7888 DATE: APRIL 2024

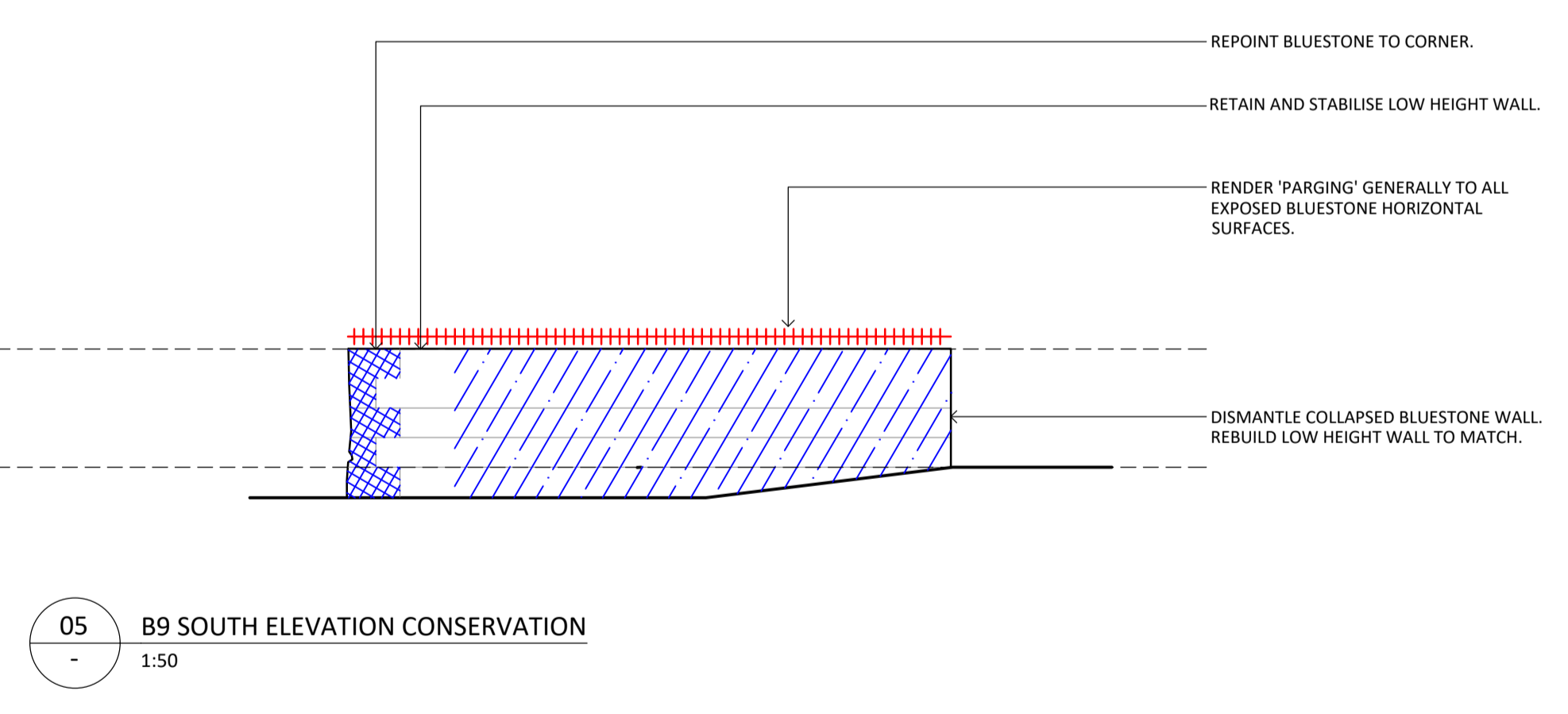
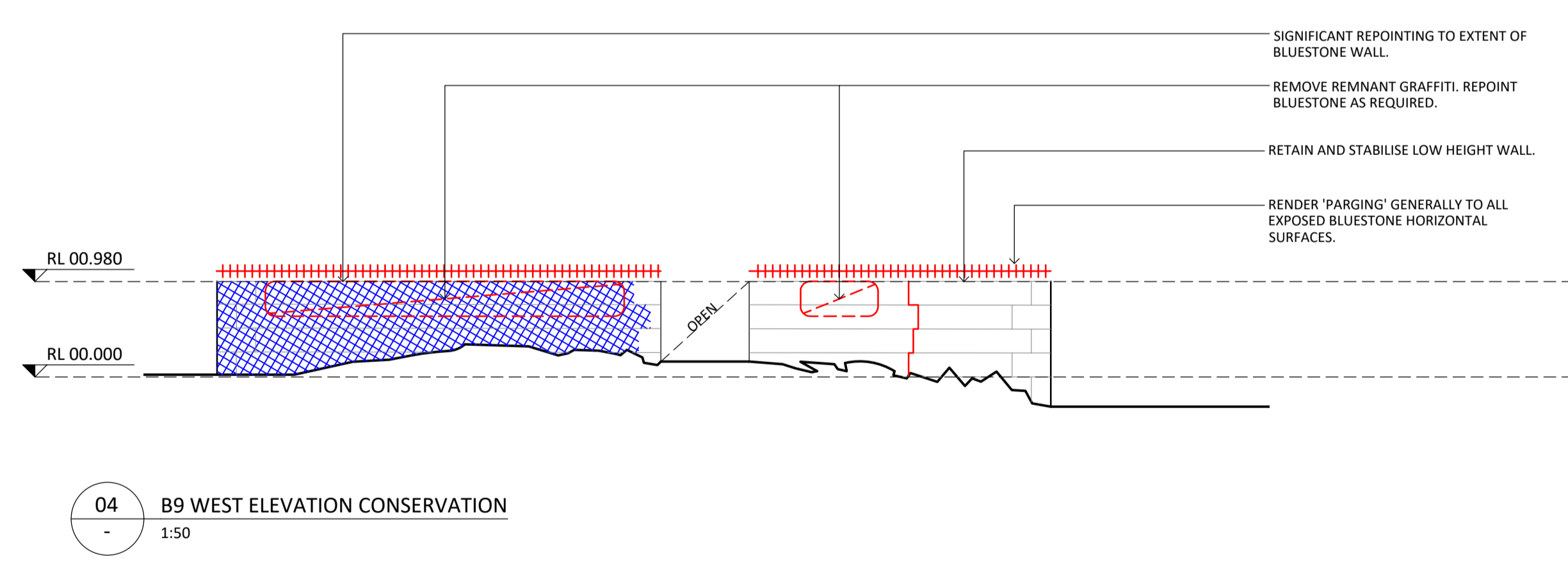
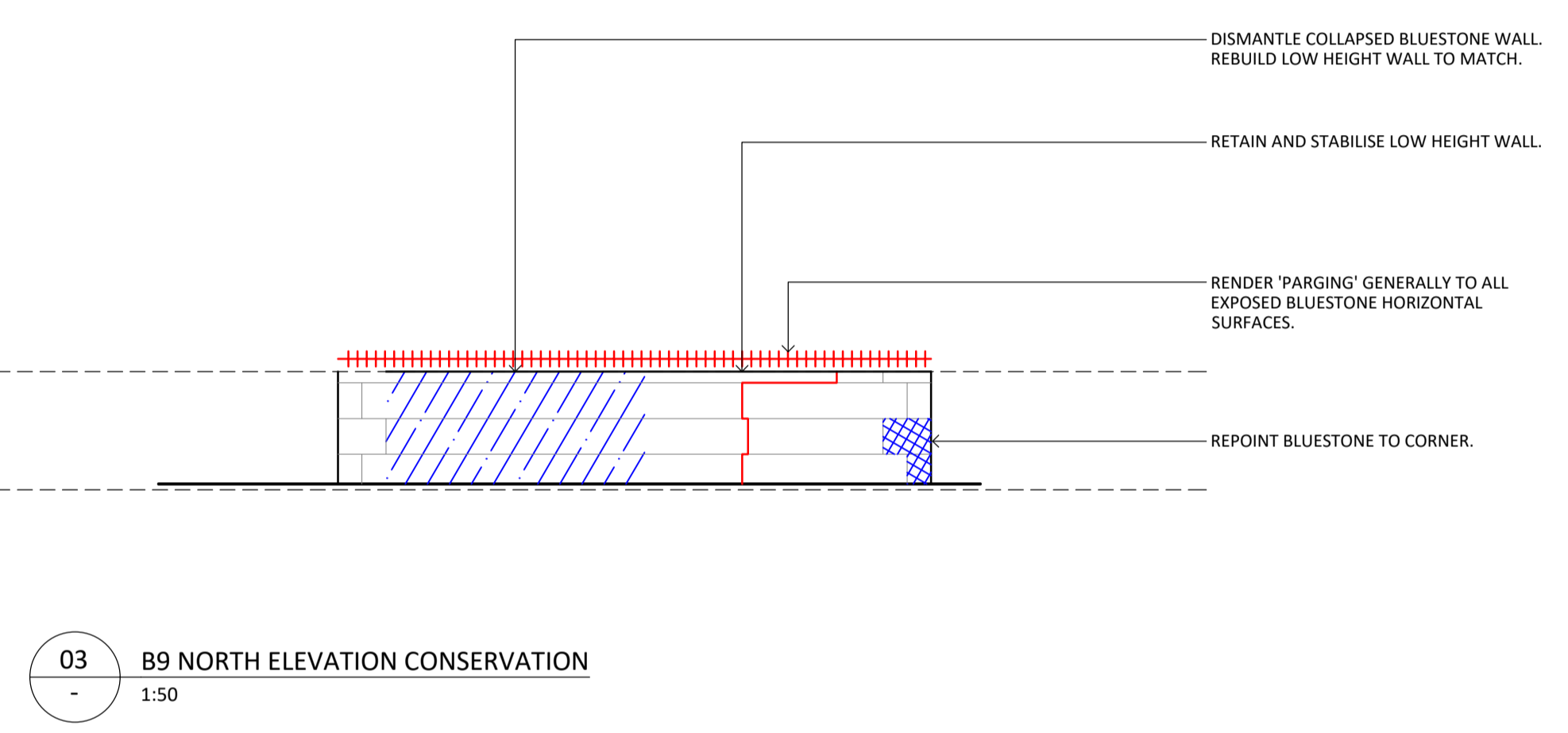
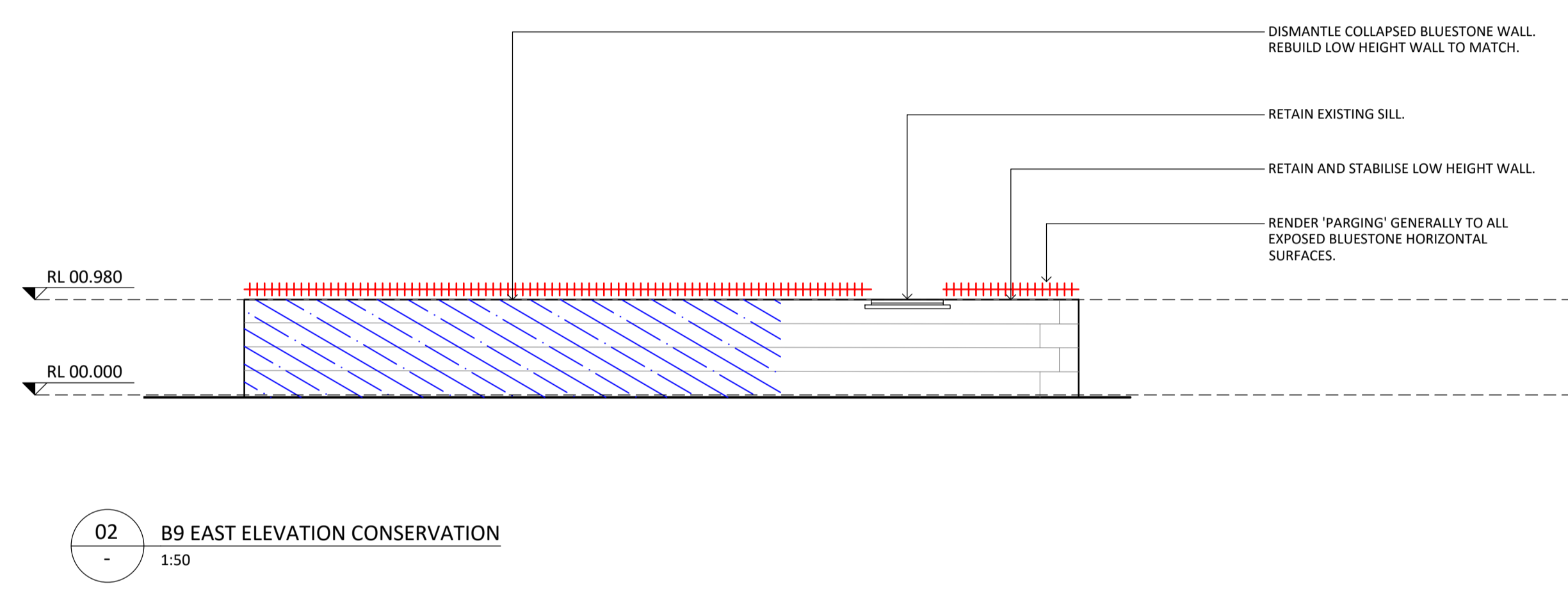
DRAWING TITLE
B8 EAST BLUESTONE PAVILION - PROPOSED & CONSERVATION
PREPARED ON THE LANDS OF THE WURUNDJERI PEOPLE
ISSUE: DESIGN DEVELOPMENT SCALE: 1:50@A1 DRAWING NO: A8.10 REVISION: DD1



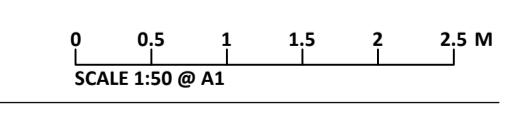
- GENERAL NOTES:**
- ALL DRAWINGS ARE TO BE READ IN CONJUNCTION WITH THE ARCHITECTURAL SPECIFICATION AND SCHEDULES OF WORKS.
 - ALL DRAWINGS ARE TO BE READ IN CONJUNCTION WITH ALL CONSULTANT DOCUMENTATION.

CONSERVATION WORKS LEGEND:

- GENERAL REPAIRS**
- G2 - REMOVE EMBEDDED ITEM
 - G3 - POULTICE EFFLORESCENCE
- CARPENTRY REPAIRS**
- C1 - TIMBER SPLICE REPAIR
 - C2 - REPLACE TIMBER ITEM
 - C3 - REFIX TIMBER ITEM
 - C4 - DISMANTLE AND REBUILD TIMBER FRAME
- RENDER REPAIRS**
- R1 - FLAT RENDER REPAIR
 - R2 - RENDER REPAIR TO HORIZONTAL SURFACE (PARGING)
- GLAZING REPAIRS**
- GL1 - REPLACE BROKEN GLAZING
 - GL2 - REPLACE MISSING LOUVRES
 - GL3 - REPLACE TIMBER WINDOW
- BRICKWORK REPAIRS**
- B1 - REPOINT BRICKWORK
 - B2 - REPLACE BRICKWORK
 - B3 - DISMANTLE AND REBUILD BRICKWORK
 - B4 - LIFT & RELAY BRICK PAVING
- STONEMWORK REPAIRS**
- S1 - REPOINT STONEMWORK
 - S2 - TUCK POINT STONEMWORK
 - S3 - RESET STONEMWORK
 - S4 - REPLACE STONEMWORK
 - S5 - STONE CRACK REPAIR (MINOR)
 - S6 - STONE CRACK REPAIR (MAJOR)
 - S7 - DISMANTLE AND REBUILD STONEMWORK
 - S8 - LIFT & RELAY STONE PAVING
- HARD PLASTER REPAIRS**
- HP1 - FLAT HARD PLASTER REPAIR
 - HP2 - RERUN MOULDED HARD PLASTER
 - HP3 - HARD PLASTER CRACK REPAIR
 - HP4 - PIN HARD PLASTER



NOT FOR CONSTRUCTION



NO.	DATE	REVISION
001	08/11/2024	HERITAGE VICTORIA

NOTE: ALL DIMENSIONS ARE TO BE VERIFIED ON SITE BEFORE COMMENCING ANY WORK OR PREPARING ANY SHOP DRAWINGS. SCALE INDICATED FOR REFERENCE ONLY. DO NOT SCALE OFF DRAWINGS. DO NOT SCALE DRAWINGS. OMISSIONS OR DISCREPANCIES ARE TO BE NOTIFIED TO THE ARCHITECT.

COPYRIGHT: THIS DRAWING IS COPYRIGHT AND REMAINS THE PROPERTY OF LOVELL CHEN.

STRUCTURAL ENGINEER
BCE DESIGN
LEVEL 1/383 SMITH STREET
FITZROY VIC 3065

CLIENT
EXFORD WATERS PTY LTD
P.O. BOX 2389, MELTON SOUTH 3338

LOVELL CHEN
LEVEL 5, 176 WELLINGTON PARADE
EAST MELBOURNE 3002 AUSTRALIA
TEL +61 (0)3 9667 0800
enquiry@lovelchen.com.au
www.lovelchen.com.au

PROJECT
EXFORD HOMESTEAD COMPLEX
655 EXFORD ROAD
WEIR VIEWS
LOCATED ON WURUNDJERI COUNTRY

DRAWN	CHECKED	PROJECT NO.	DATE
NR	MB	7888	APRIL 2024

DRAWING TITLE
B9 GARDENER'S COTTAGE
DEMOLITION & CONSERVATION

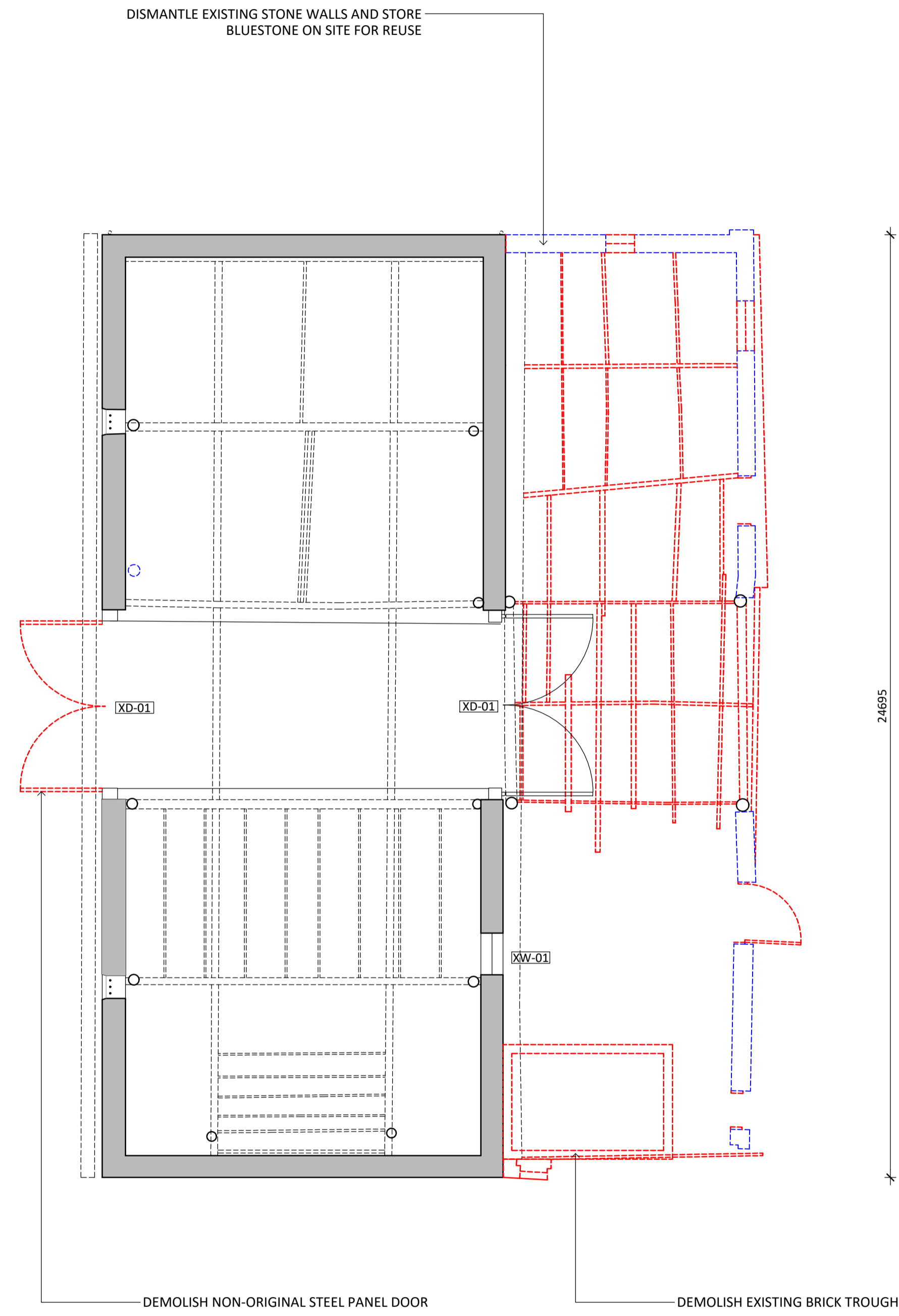
PREPARED ON THE LANDS OF THE WURUNDJERI PEOPLE

ISSUE	SCALE	DRAWING NO.	REVISION
DESIGN DEVELOPMENT	1:50@A1	A9.10	DD1

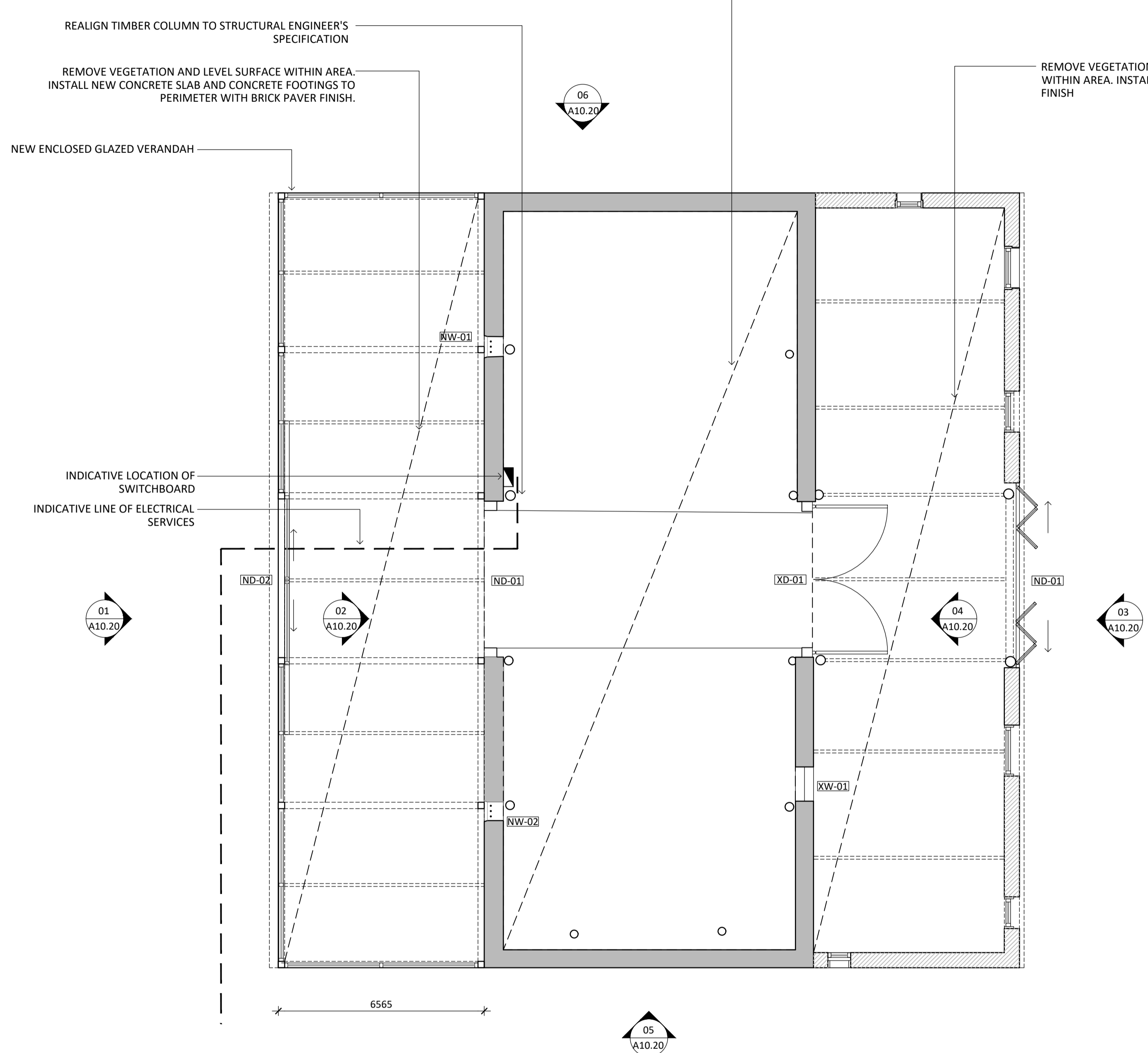
- GENERAL NOTES:**
- ALL DRAWINGS ARE TO BE READ IN CONJUNCTION WITH THE ARCHITECTURAL SPECIFICATION AND SCHEDULES OF WORKS.
 - ALL DRAWINGS ARE TO BE READ IN CONJUNCTION WITH ALL CONSULTANT DOCUMENTATION.

CONSERVATION WORKS LEGEND:

- GENERAL REPAIRS**
- G2 - REMOVE EMBEDDED ITEM
 - G3 - POULTICE EFFLORESCENCE
- CARPENTRY REPAIRS**
- C1 - TIMBER SPLICE REPAIR
 - C2 - REPLACE TIMBER ITEM
 - C3 - REFIX TIMBER ITEM
 - C4 - DISMANTLE AND REBUILD TIMBER FRAME
- RENDER REPAIRS**
- R1 - FLAT RENDER REPAIR
- GLAZING REPAIRS**
- GL1 - REPLACE BROKEN GLAZING
 - GL3 - REPLACE TIMBER WINDOW
- BRICKWORK REPAIRS**
- B1 - REPOINT BRICKWORK
 - B2 - REPLACE BRICKWORK
 - B3 - DISMANTLE AND REBUILD BRICKWORK
 - B4 - LIFT & RELAY BRICK PAVING
- STONework REPAIRS**
- S1 - REPOINT STONework
 - S5 - STONE CRACK REPAIR (MINOR)
 - S7 - DISMANTLE AND REBUILD STONework
 - S8 - LIFT & RELAY STONE PAVING
- HARD PLASTER REPAIRS**
- HP1 - FLAT HARD PLASTER REPAIR
 - HP2 - RERUN MOULDED HARD PLASTER
 - HP3 - HARD PLASTER CRACK REPAIR
 - HP4 - PIN HARD PLASTER
- ▲ REPAIR TO RETURN FACE COLOUR INDICATING REPAIR TYPE

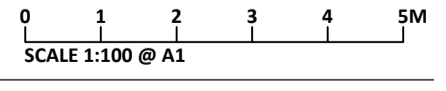


01 B10 BLUESTONE BARN PLAN - DEMOLITION
1:100



02 B10 BLUESTONE BARN PLAN - PROPOSED & CONSERVATION
1:100

NOT FOR CONSTRUCTION



NO.	DATE	REVISION
DD1	07/08/2024	CLIENT REVIEW
DD2	04/10/2024	CLIENT REVIEW
DD3	24/10/2024	HERITAGE VICTORIA

NOTE: ALL DIMENSIONS ARE TO BE VERIFIED ON SITE BEFORE COMMENCING ANY WORK OR PREPARING ANY SHOP DRAWINGS. SCALE INDICATED FOR REFERENCE ONLY. DO NOT SCALE OFF DRAWINGS. DO NOT SCALE DRAWINGS. OMISSIONS OR DISCREPANCIES ARE TO BE NOTIFIED TO THE ARCHITECT.

COPYRIGHT: THIS DRAWING IS COPYRIGHT AND REMAINS THE PROPERTY OF LOVELL CHEN.

STRUCTURAL ENGINEER
BCE DESIGN
LEVEL 1/383 SMITH STREET
FITZROY VIC 3065

CLIENT
EXFORD WATERS PTY LTD
P.O. BOX 2389, MELTON SOUTH 3338

LOVELL CHEN
LEVEL 5, 176 WELLINGTON PARADE
EAST MELBOURNE 3002 AUSTRALIA
TEL +61 (0)3 9647 0600
enquiry@lovellichen.com.au
www.lovellichen.com.au

PROJECT
655 EXFORD ROAD WEIR VIEWS

LOCATED ON WURUNDJERI COUNTRY

DRAWN	CHECKED	PROJECT NO.	DATE
GW	MB	7888	APRIL 2024

DRAWING TITLE
B10 BLUESTONE BARN - DEMOLITION

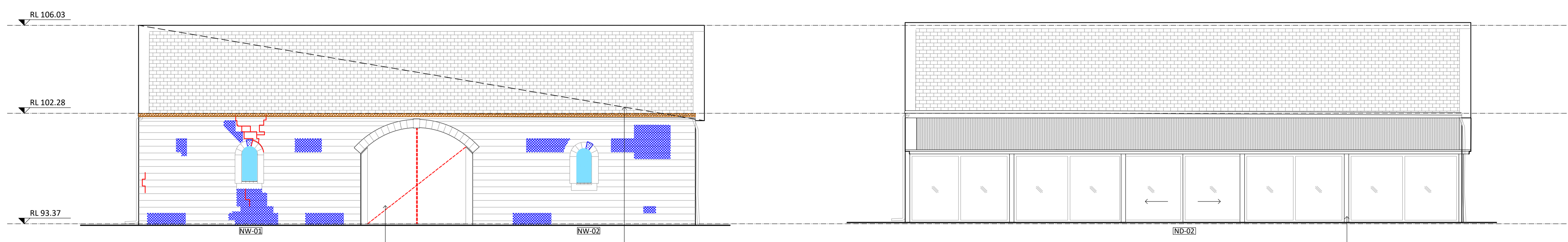
PREPARED ON THE LANDS OF THE WURUNDJERI PEOPLE

ISSUE	SCALE	DRAWING NO.	REVISION
DESIGN DEVELOPMENT	1:100@A1	A10.10	DD3

- GENERAL NOTES:**
1. ALL DRAWINGS ARE TO BE READ IN CONJUNCTION WITH THE ARCHITECTURAL SPECIFICATION AND SCHEDULES OF WORKS.
 2. ALL DRAWINGS ARE TO BE READ IN CONJUNCTION WITH ALL CONSULTANT DOCUMENTATION.

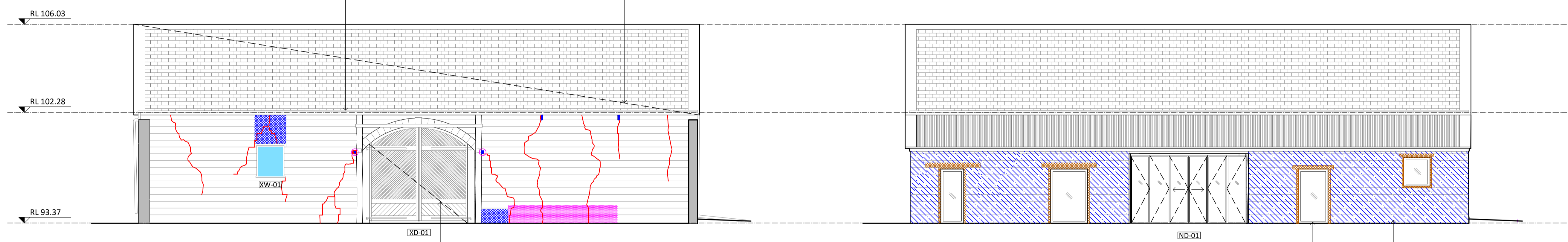
CONSERVATION WORKS LEGEND:

- GENERAL REPAIRS**
- G2 - REMOVE EMBEDDED ITEM
 - G3 - POULTICE EFFLORESCENCE
- CARPENTRY REPAIRS**
- C1 - TIMBER SPLICE REPAIR
 - C2 - REPLACE TIMBER ITEM
 - C3 - REFIX TIMBER ITEM
 - C4 - DISMANTLE AND REBUILD TIMBER FRAME
- GLAZING REPAIRS**
- GL1 - REPLACE BROKEN GLAZING
 - GL2 - REPLACE TIMBER WINDOW
- STONEMWORK REPAIRS**
- S1 - REPOINT STONEMWORK
 - S2 - TUCK POINT STONEMWORK
 - S3 - RESET STONEMWORK
 - S4 - REPLACE STONEMWORK
 - S5 - STONE CRACK REPAIR (MINOR)
 - S6 - STONE CRACK REPAIR (MAJOR)
 - S7 - DISMANTLE AND REBUILD STONEMWORK
 - S8 - LIFT & RELAY STONE PAVING



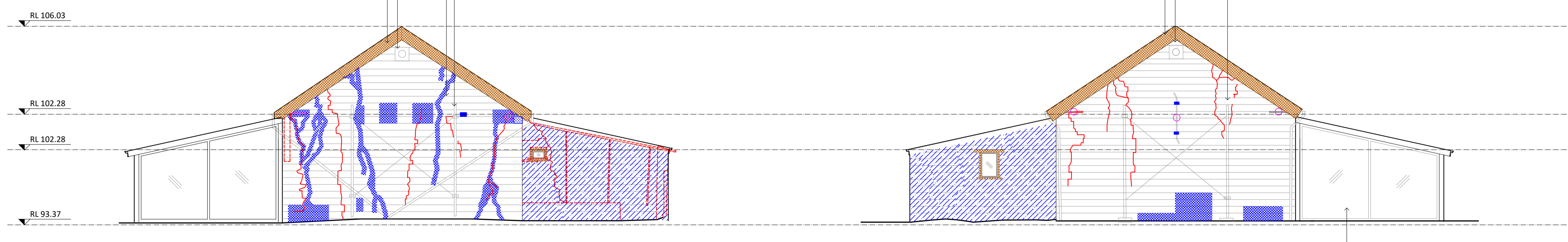
01 B10 WEST ELEVATION - PROPOSED AND CONSERVATION
1:100

02 B10 WEST ELEVATION - PROPOSED AND CONSERVATION
1:100



03 B10 EAST ELEVATION, ENTRY - PROPOSED AND CONSERVATION
1:100

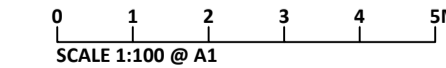
04 B10 EAST ELEVATION - PROPOSED AND CONSERVATION
1:100



05 B10 SOUTH ELEVATION - PROPOSED AND CONSERVATION
1:100

06 B10 NORTH ELEVATION - PROPOSED AND CONSERVATION
1:100

NOT FOR CONSTRUCTION



NO.	DATE	REVISION
DD1	07/08/2024	CLIENT REVIEW
DD2	04/10/2024	CLIENT REVIEW
DD3	08/11/2024	HERITAGE VICTORIA

NOTE: ALL DIMENSIONS ARE TO BE VERIFIED ON SITE BEFORE COMMENCING ANY WORK OR PREPARING ANY SHOP DRAWINGS. SCALE INDICATED FOR REFERENCE ONLY. DO NOT SCALE OFF DRAWINGS. DO NOT SCALE DRAWINGS. OMISSIONS OR DISCREPANCIES ARE TO BE NOTIFIED TO THE ARCHITECT.

COPYRIGHT: THIS DRAWING IS COPYRIGHT AND REMAINS THE PROPERTY OF LOVELL CHEN.

STRUCTURAL ENGINEER
BCE DESIGN
LEVEL 1/183 SMITH STREET
FITZROY VIC 3065

CLIENT
EXFORD WATERS PTY LTD
P.O. BOX 2389, MELTON SOUTH 3338

LOVELL CHEN
LEVEL 5, 176 WELLINGTON PARADE
EAST MELBOURNE 3002 AUSTRALIA
TEL +61 (0)3 9667 0600
enquiry@lovellichen.com.au
www.lovellichen.com.au

PROJECT
655 EXFORD ROAD WEIR VIEWS

LOCATED ON WURUNDJERI COUNTRY

DRAWN	CHECKED	PROJECT NO.	DATE
GW	MB	7888	APRIL 2024

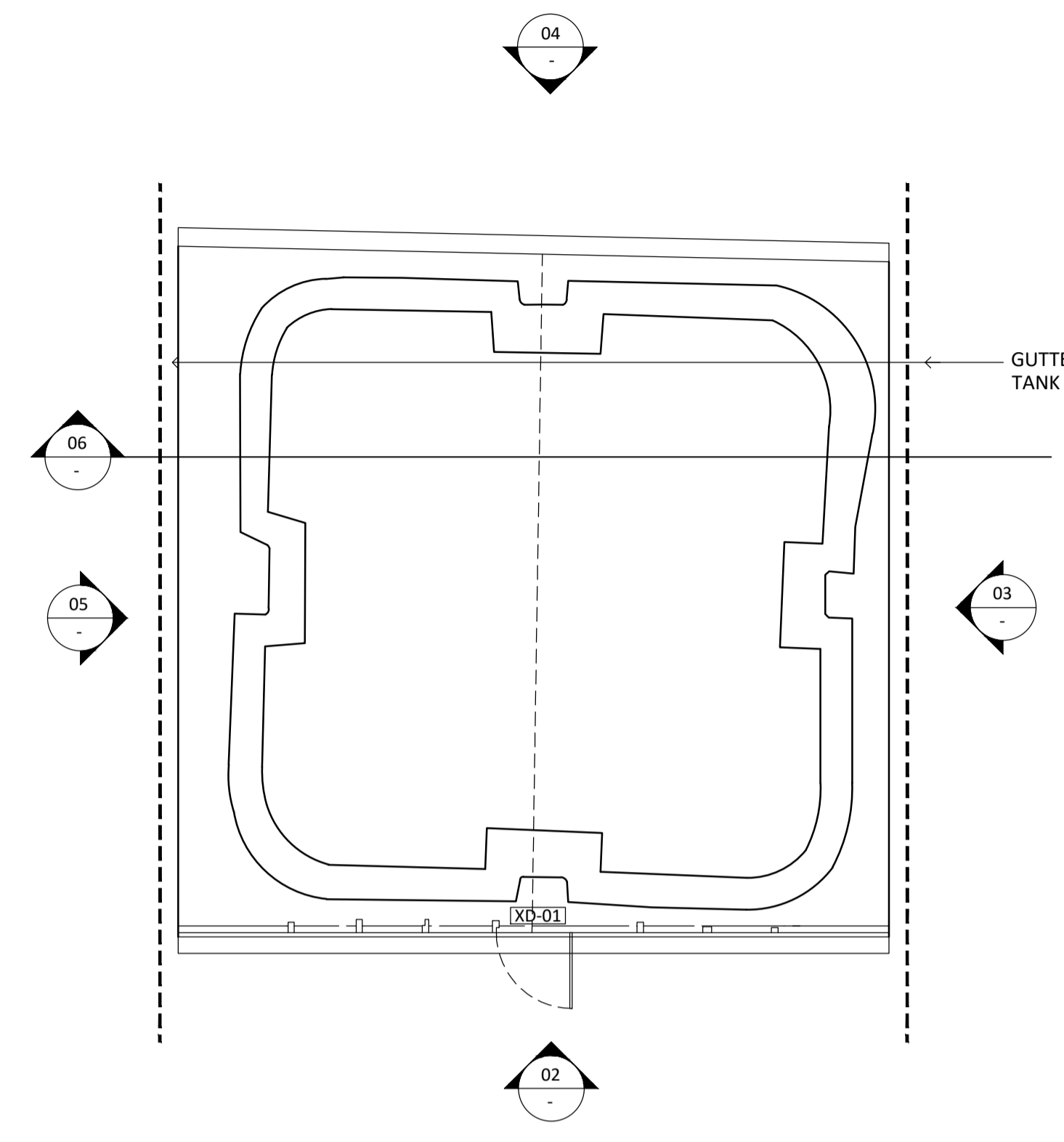
DRAWING TITLE
B10 BARN/COACH HOUSE - PROPOSED AND CONSERVATION

PREPARED ON THE LANDS OF THE WURUNDJERI PEOPLE

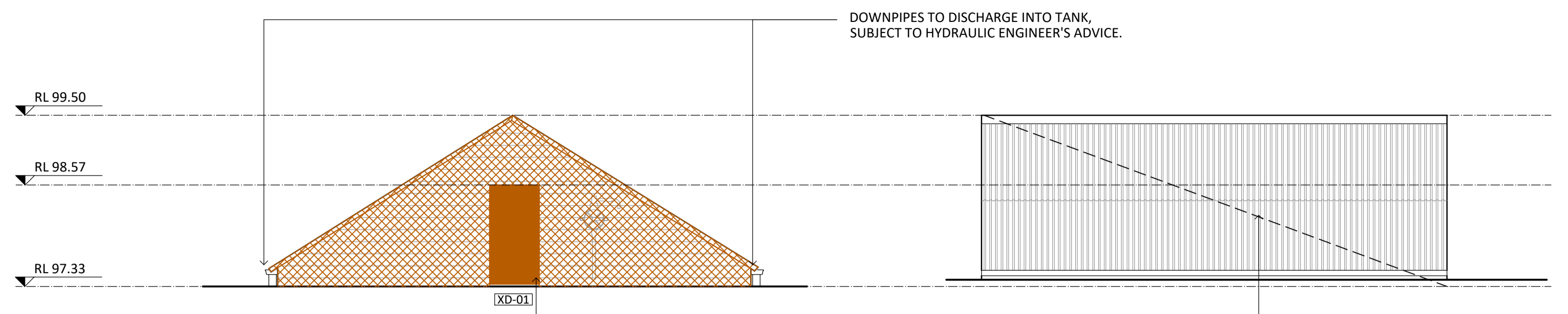
ISSUE	SCALE	DRAWING NO.	REVISION
DESIGN DEVELOPMENT	1:100@A1	A10.20	DD3

- GENERAL NOTES:**
- ALL DRAWINGS ARE TO BE READ IN CONJUNCTION WITH THE ARCHITECTURAL SPECIFICATION AND SCHEDULES OF WORKS.
 - ALL DRAWINGS ARE TO BE READ IN CONJUNCTION WITH ALL CONSULTANT DOCUMENTATION.

- CONSERVATION WORKS LEGEND:**
- CARPENTRY REPAIRS
- C1 - TIMBER SPLICE REPAIR
 - C2 - REPLACE TIMBER ITEM
 - C3 - REFIX TIMBER ITEM
 - C4 - DISMANTLE AND REBUILD TIMBER FRAME

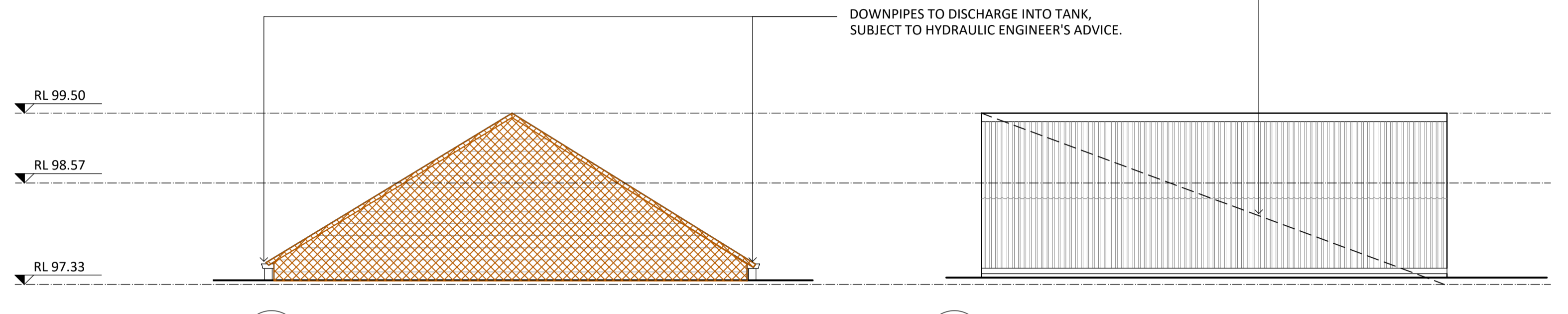


01 B11 UNDERGROUND TANK PLAN
-
1:50



02 B11 SOUTH ELEVATION
-
1:50

REFIX EXISTING TIMBER DOOR



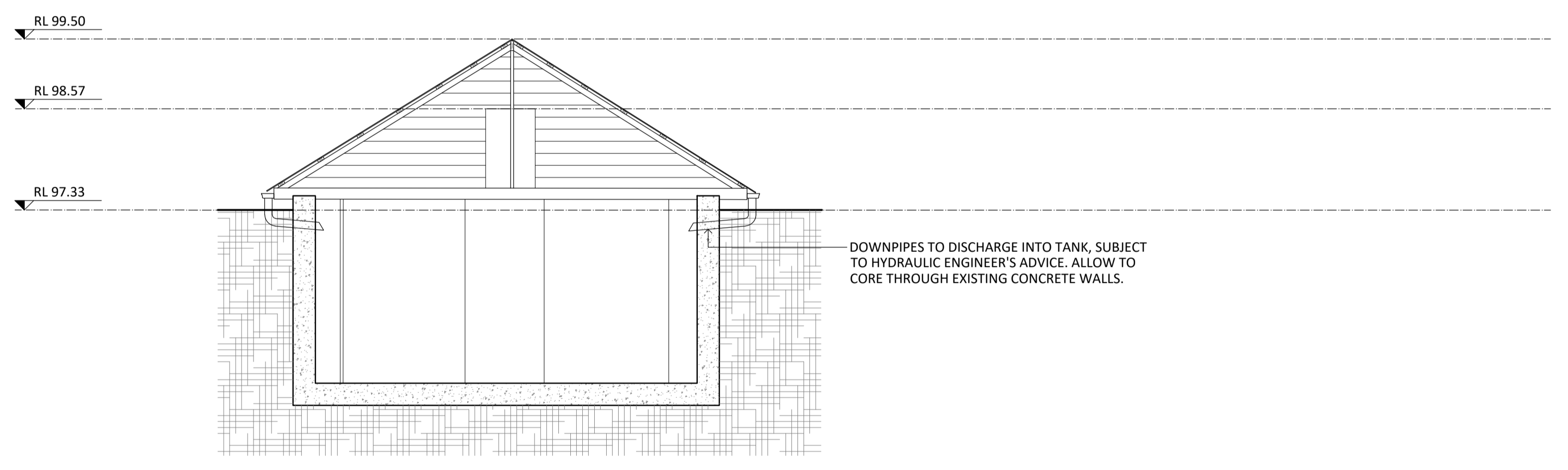
03 B11 EAST ELEVATION
-
1:50

DISMANTLE ROOF ENTIRELY AND SALVAGE STRUCTURE. INSTALL NEW ROOF AND SAFETY MESH. REPLACE RIDGE AND BARGE CAPPING.



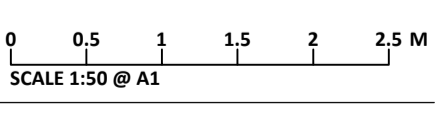
04 B11 NORTH ELEVATION
-
1:50

05 B11 WEST ELEVATION
-
1:50



06 B11 SECTION
-
1:50

NOT FOR CONSTRUCTION



NO.	DATE	REVISION
001	08/11/2024	HERITAGE VICTORIA

NOTE: ALL DIMENSIONS ARE TO BE VERIFIED ON SITE BEFORE COMMENCING ANY WORK OR PREPARING ANY SHOP DRAWINGS. SCALE INDICATED FOR REFERENCE ONLY. DO NOT SCALE OFF DRAWINGS. DO NOT SCALE DRAWINGS. OMISSIONS OR DISCREPANCIES ARE TO BE NOTIFIED TO THE ARCHITECT.

COPYRIGHT: THIS DRAWING IS COPYRIGHT AND REMAINS THE PROPERTY OF LOVELL CHEN.

STRUCTURAL ENGINEER
BCE DESIGN
LEVEL 1/383 SMITH STREET
FITZROY VIC 3065

CLIENT
EXFORD WATERS PTY LTD
P.O. BOX 2389, MELTON SOUTH 3338

LOVELL CHEN
LEVEL 5, 176 WELLINGTON PARADE
EAST MELBOURNE 3002 AUSTRALIA
TEL +61 (0)3 9667 0800
enquiry@lovelchen.com.au
www.lovelchen.com.au

PROJECT
655 EXFORD ROAD WEIR VIEWS

LOCATED ON WURUNDJERI COUNTRY

DRAWN	CHECKED	PROJECT NO.	DATE
GW	MB	7888	APRIL 2024

DRAWING TITLE
B11 UNDERGROUND TANK (NORTH) PROPOSED & CONSERVATION

PREPARED ON THE LANDS OF THE WURUNDJERI PEOPLE

ISSUE	SCALE	DRAWING NO.	REVISION
DESIGN DEVELOPMENT	1:50@A1	A11.10	DD1

- GENERAL NOTES:**
- ALL DRAWINGS ARE TO BE READ IN CONJUNCTION WITH THE ARCHITECTURAL SPECIFICATION AND SCHEDULES OF WORKS.
 - ALL DRAWINGS ARE TO BE READ IN CONJUNCTION WITH ALL CONSULTANT DOCUMENTATION.

CONSERVATION WORKS LEGEND:

GENERAL REPAIRS

- G2 - REMOVE EMBEDDED ITEM
- G3 - POULTICE EFFLORESCENCE

CARPENTRY REPAIRS

- C1 - TIMBER SPLICE REPAIR
- C2 - REPLACE TIMBER ITEM
- C3 - REFIX TIMBER ITEM
- C4 - DISMANTLE AND REBUILD TIMBER FRAME

RENDER REPAIRS

- R1 - FLAT RENDER REPAIR
- R2 - RENDER REPAIR TO HORIZONTAL SURFACE (PARGING)

GLAZING REPAIRS

- GL1 - REPLACE BROKEN GLAZING
- GL2 - REPLACE MISSING LOUVRES
- GL3 - REPLACE TIMBER WINDOW

BRICKWORK REPAIRS

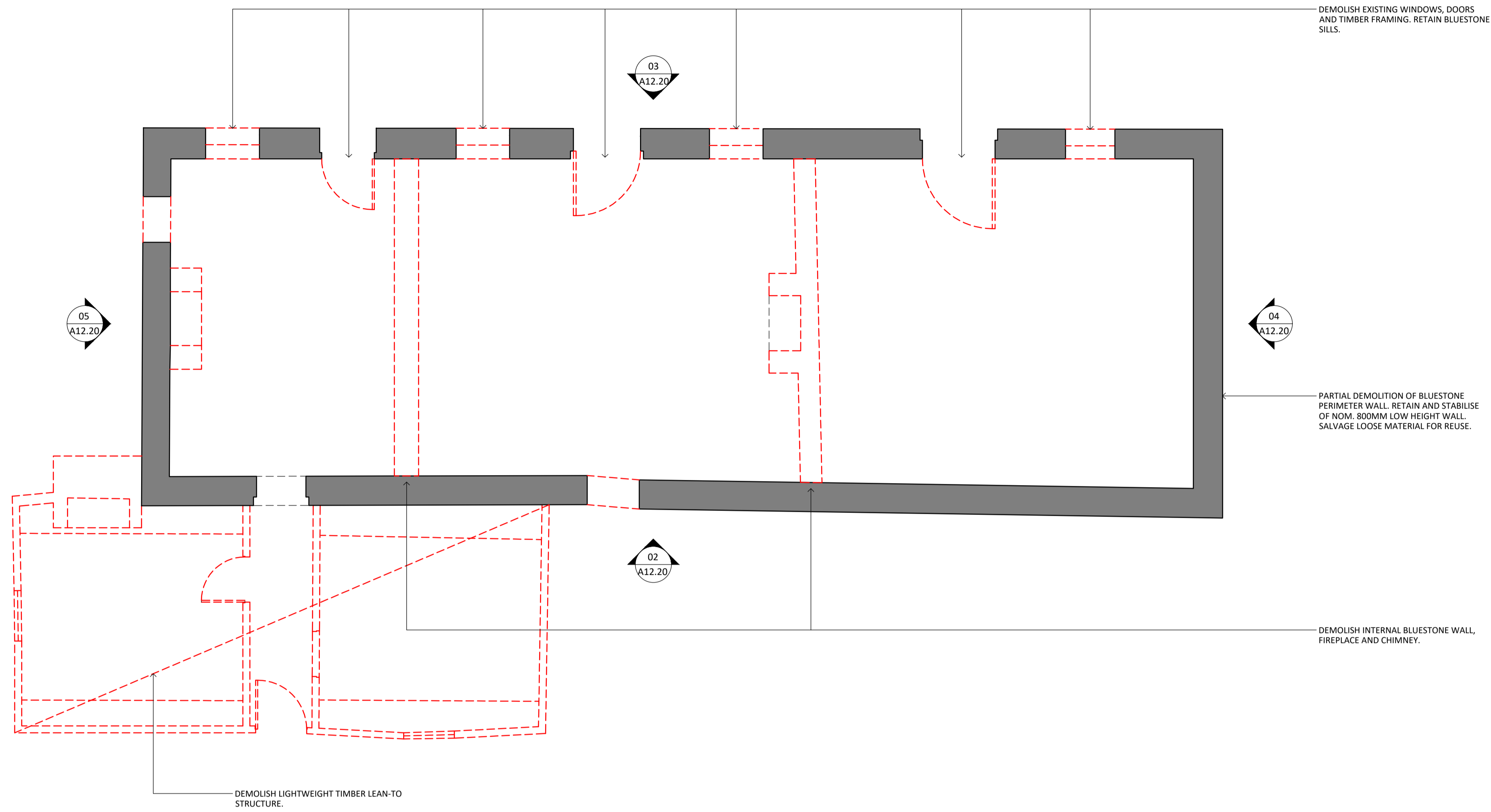
- B1 - REPOINT BRICKWORK
- B2 - REPLACE BRICKWORK
- B3 - DISMANTLE AND REBUILD BRICKWORK
- B4 - LIFT & RELAY BRICK PAVING

STONEWORK REPAIRS

- S1 - REPOINT STONEWORK
- S2 - TUCK POINT STONEWORK
- S3 - RESET STONEWORK
- S4 - REPLACE STONEWORK
- S5 - STONE CRACK REPAIR (MINOR)
- S6 - STONE CRACK REPAIR (MAJOR)
- S7 - DISMANTLE AND REBUILD STONEWORK
- S8 - LIFT & RELAY STONE PAVING

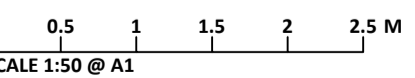
HARD PLASTER REPAIRS

- HP1 - FLAT HARD PLASTER REPAIR
- HP2 - RERUN MOULDED HARD PLASTER
- HP3 - HARD PLASTER CRACK REPAIR
- HP4 - PIN HARD PLASTER



01 B12 BLACKSMITH'S FORGE & RESIDENCE - DEMOLITION PLAN
1:50

NOT FOR CONSTRUCTION



NO.	DATE	REVISION
DD1	08/11/2024	HERITAGE VICTORIA

NOTE: ALL DIMENSIONS ARE TO BE VERIFIED ON SITE BEFORE COMMENCING ANY WORK OR PREPARING ANY SHOP DRAWINGS. SCALE INDICATED FOR REFERENCE ONLY. DO NOT SCALE OFF DRAWINGS. DO NOT SCALE DRAWINGS. OMISSIONS OR DISCREPANCIES ARE TO BE NOTIFIED TO THE ARCHITECT.

COPYRIGHT: THIS DRAWING IS COPYRIGHT AND REMAINS THE PROPERTY OF LOVELL CHEN.

STRUCTURAL ENGINEER
BCE DESIGN
LEVEL 1/383 SMITH STREET
FITZROY VIC 3065

CLIENT
EXFORD WATERS PTY LTD
P.O. BOX 2389, MELTON SOUTH 3338

LOVELL CHEN
LEVEL 5, 176 WELLINGTON PARADE
EAST MELBOURNE 3002 AUSTRALIA
TEL +61 (0)3 9667 0600
enquiry@lovelchen.com.au
www.lovelchen.com.au

PROJECT
655 EXFORD ROAD
WEIR VIEWS

LOCATED ON WURUNDJERI COUNTRY
DRAWN: NR CHECKED: MB PROJECT NO: 7888 DATE: APRIL 2024

DRAWING TITLE
B12 BLACKSMITH'S FORGE & RESIDENCE - DEMOLITION
PREPARED ON THE LANDS OF THE WURUNDJERI PEOPLE
ISSUE: DESIGN DEVELOPMENT SCALE: 1:50@A1 DRAWING NO: A12.10 REVISION: DD1

- GENERAL NOTES:**
- ALL DRAWINGS ARE TO BE READ IN CONJUNCTION WITH THE ARCHITECTURAL SPECIFICATION AND SCHEDULES OF WORKS.
 - ALL DRAWINGS ARE TO BE READ IN CONJUNCTION WITH ALL CONSULTANT DOCUMENTATION.

CONSERVATION WORKS LEGEND:

GENERAL REPAIRS

- G2 - REMOVE EMBEDDED ITEM
- G3 - POULTICE EFFLORESCENCE

CARPENTRY REPAIRS

- C1 - TIMBER SPLICE REPAIR
- C2 - REPLACE TIMBER ITEM
- C3 - REFIX TIMBER ITEM
- C4 - DISMANTLE AND REBUILD TIMBER FRAME

RENDER REPAIRS

- R1 - FLAT RENDER REPAIR
- R2 - RENDER REPAIR TO HORIZONTAL SURFACE (PARGING)

GLAZING REPAIRS

- GL1 - REPLACE BROKEN GLAZING
- GL2 - REPLACE MISSING LOUVRES
- GL3 - REPLACE TIMBER WINDOW

BRICKWORK REPAIRS

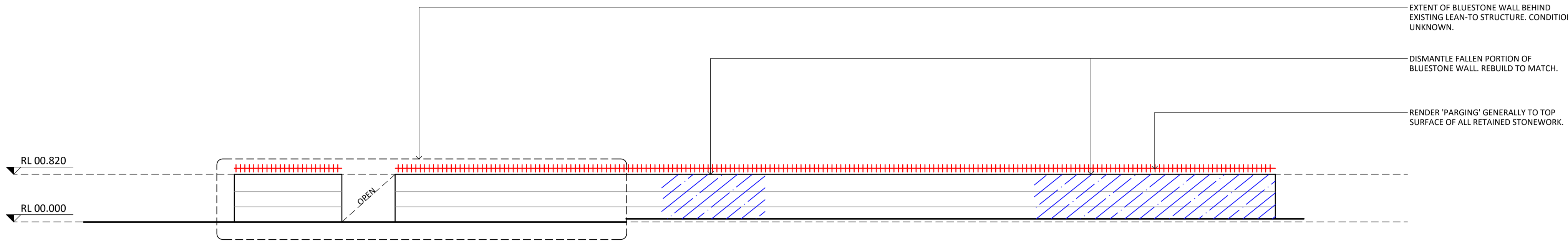
- B1 - REPOINT BRICKWORK
- B2 - REPLACE BRICKWORK
- B3 - DISMANTLE AND REBUILD BRICKWORK
- B4 - LIFT & RELAY BRICK PAVING

STONework REPAIRS

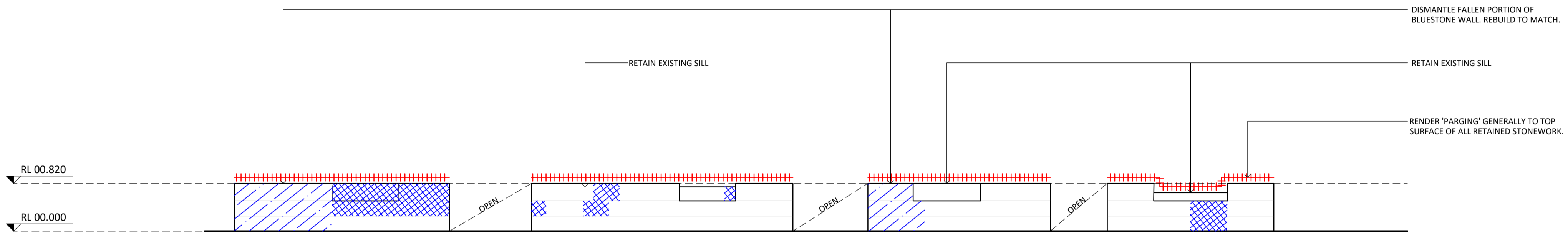
- S1 - REPOINT STONework
- S2 - TUCK POINT STONework
- S3 - RESET STONework
- S4 - REPLACE STONework
- S5 - STONE CRACK REPAIR (MINOR)
- S6 - STONE CRACK REPAIR (MAJOR)
- S7 - DISMANTLE AND REBUILD STONework
- S8 - LIFT & RELAY STONE PAVING

HARD PLASTER REPAIRS

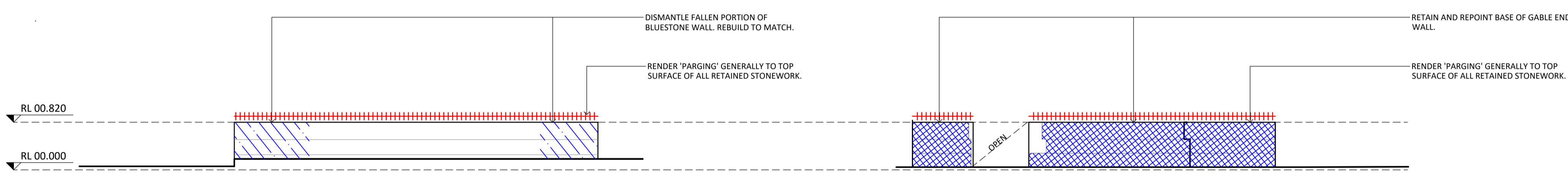
- HP1 - FLAT HARD PLASTER REPAIR
- HP2 - RERUN MOULDED HARD PLASTER
- HP3 - HARD PLASTER CRACK REPAIR
- HP4 - PIN HARD PLASTER



02 B12 SOUTH ELEVATION CONSERVATION
- 1:50



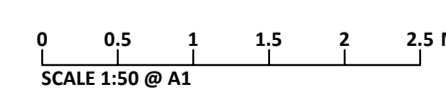
03 B12 NORTH ELEVATION CONSERVATION
- 1:50



04 B12 EAST ELEVATION CONSERVATION
- 1:50

05 B12 WEST ELEVATION CONSERVATION
- 1:50

NOT FOR CONSTRUCTION



NO.	DATE	REVISION
DD1	08/11/2024	HERITAGE VICTORIA

NOTE: ALL DIMENSIONS ARE TO BE VERIFIED ON SITE BEFORE COMMENCING ANY WORK OR PREPARING ANY SHOP DRAWINGS. SCALE INDICATED FOR REFERENCE ONLY. DO NOT SCALE OFF DRAWINGS. DO NOT SCALE DRAWINGS. OMISSIONS OR DISCREPANCIES ARE TO BE NOTIFIED TO THE ARCHITECT.

COPYRIGHT: THIS DRAWING IS COPYRIGHT AND REMAINS THE PROPERTY OF LOVELL CHEN.

STRUCTURAL ENGINEER
BCE DESIGN
LEVEL 1/383 SMITH STREET
FITZROY VIC 3065

CLIENT
EXFORD WATERS PTY LTD
P.O. BOX 2389, MELTON SOUTH 3338

LOVELL CHEN
LEVEL 5, 176 WELLINGTON PARADE
EAST MELBOURNE 3002 AUSTRALIA
TEL +61 (0)3 9667 0600
enquiry@lovelchen.com.au
www.lovelchen.com.au

PROJECT
655 EXFORD ROAD WEIR VIEWS

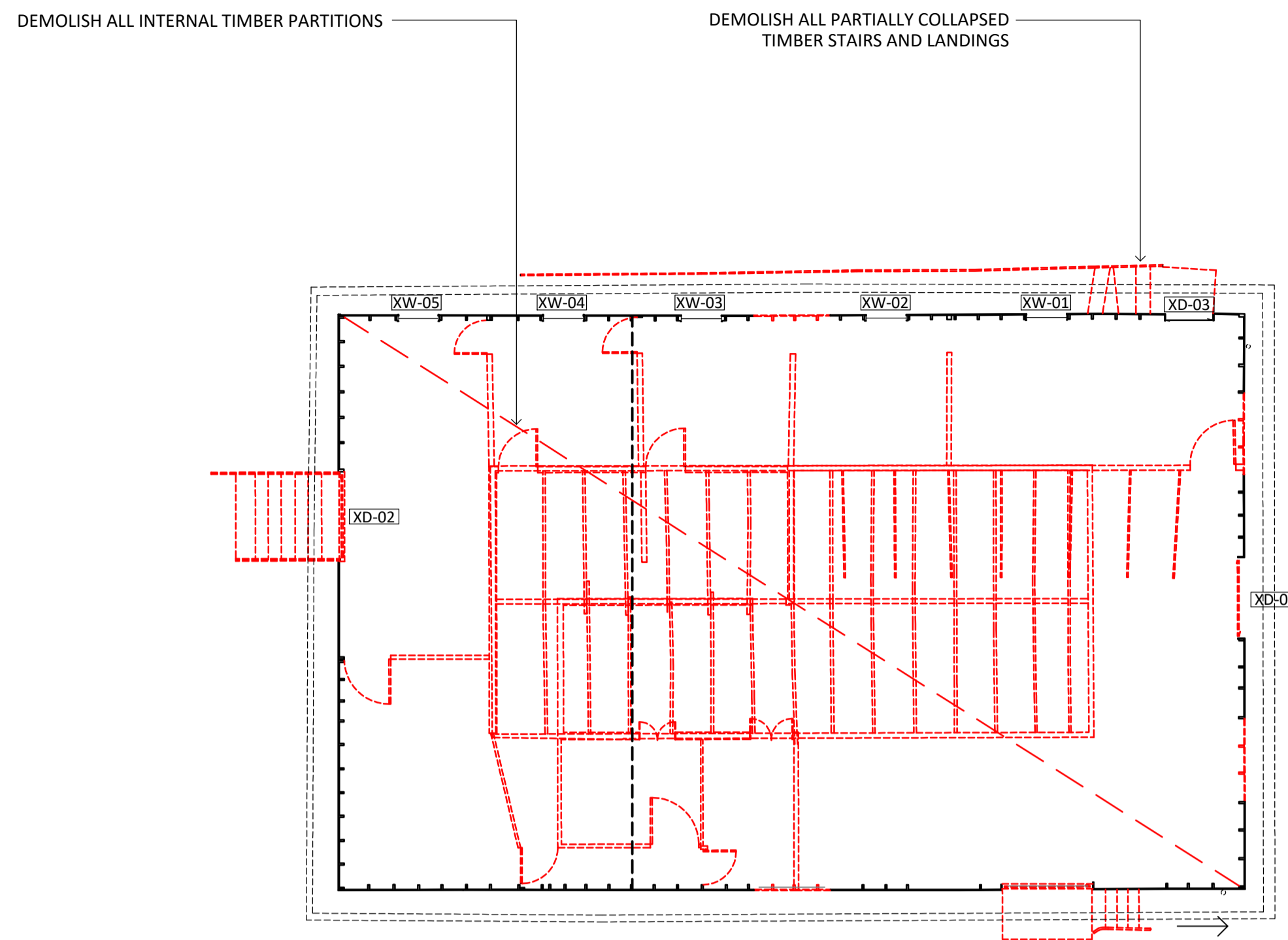
LOCATED ON WURUNDJERI COUNTRY

DRAWN	CHECKED	PROJECT NO.	DATE
NR	MB	7888	APRIL 2024

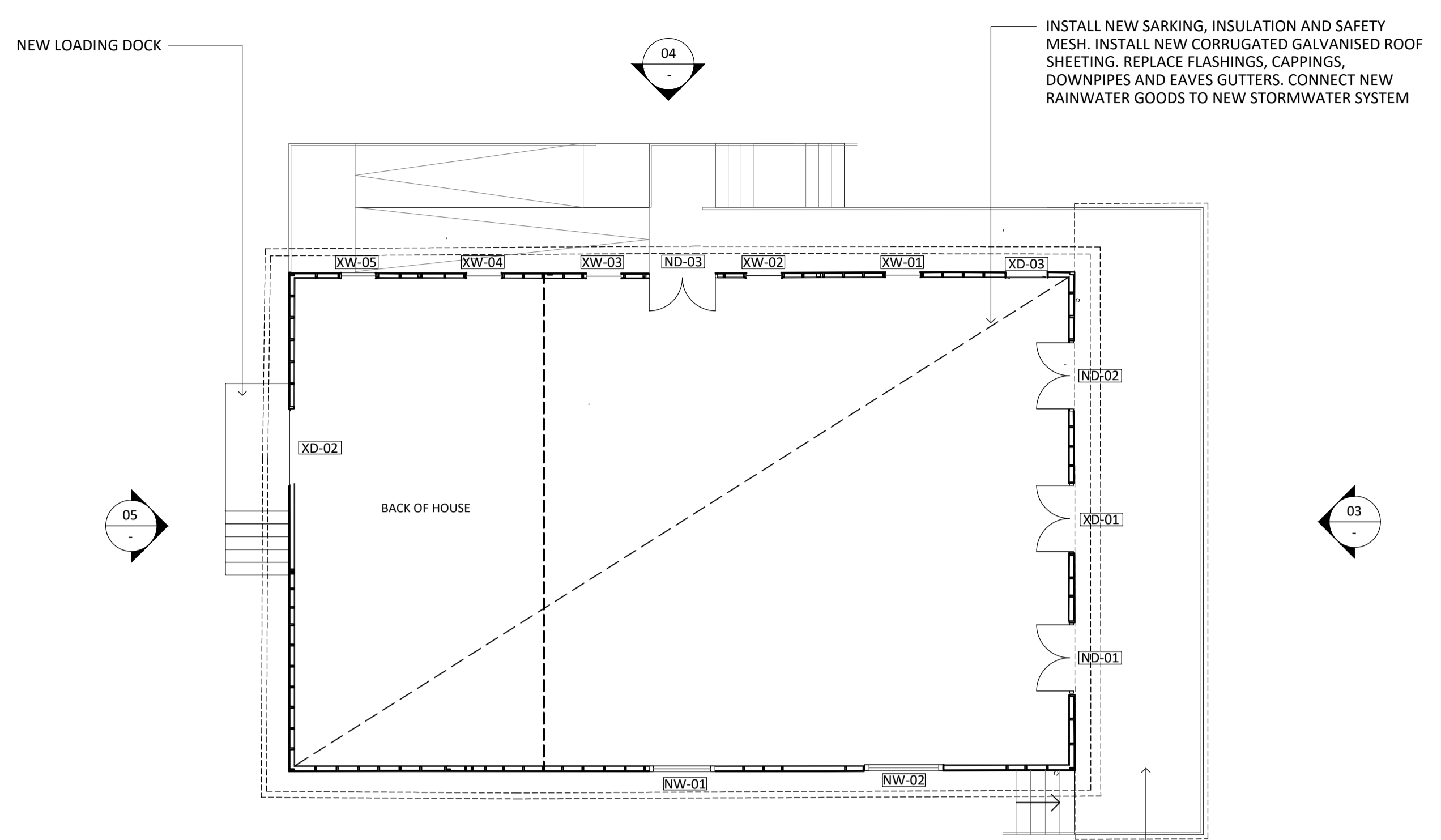
DRAWING TITLE
B12 BLACKSMITH'S FORGE & RESIDENCE - CONSERVATION

PREPARED ON THE LANDS OF THE WURUNDJERI PEOPLE

ISSUE	SCALE	DRAWING NO.	REVISION
DESIGN DEVELOPMENT	1:50@A1	A12.20	DD1



01 SHEARING SHED DEMOLITION PLAN
1:100

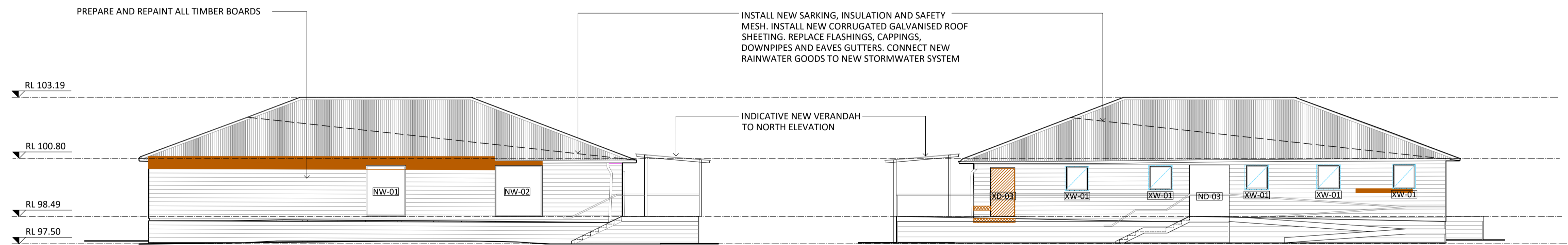


02 SHEARING SHED PROPOSED PLAN
1:100

GENERAL NOTES:
 1. ALL DRAWINGS ARE TO BE READ IN CONJUNCTION WITH THE ARCHITECTURAL SPECIFICATION AND SCHEDULES OF WORKS.
 2. ALL DRAWINGS ARE TO BE READ IN CONJUNCTION WITH ALL CONSULTANT DOCUMENTATION.

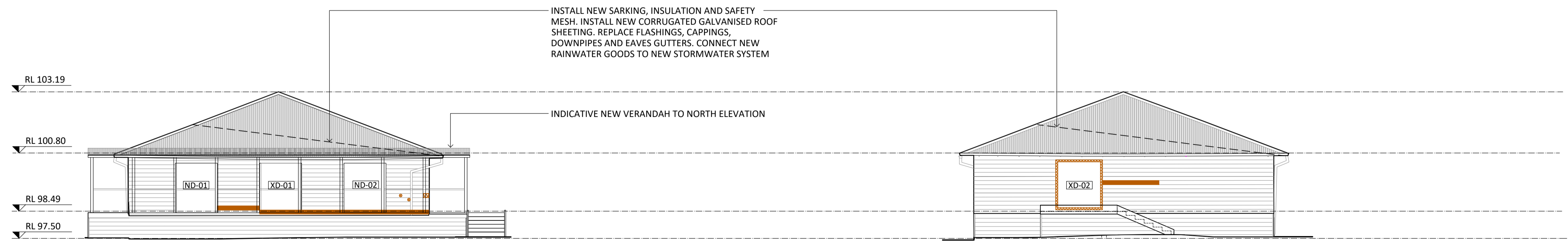
CONSERVATION WORKS LEGEND:

- GENERAL REPAIRS**
- G2 - REMOVE EMBEDDED ITEM
 - G3 - POULTICE EFFLORESCENCE
- CARPENTRY REPAIRS**
- C1 - TIMBER SPLICE REPAIR
 - C2 - REPLACE TIMBER ITEM
 - C3 - REFIX TIMBER ITEM
 - C4 - DISMANTLE AND REBUILD TIMBER FRAME
- GLAZING REPAIRS**
- GL1 - REPLACE BROKEN GLAZING
 - GL3 - REPLACE TIMBER WINDOW



02 EAST ELEVATION
1:50

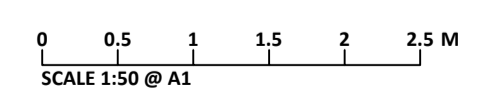
03 WEST ELEVATION
1:100



04 NORTH ELEVATION
1:100

05 SOUTH ELEVATION
1:100

NOT FOR CONSTRUCTION



NO.	DATE	REVISION
001	08/11/2024	HERITAGE VICTORIA

NOTE: ALL DIMENSIONS ARE TO BE VERIFIED ON SITE BEFORE COMMENCING ANY WORK OR PREPARING ANY SHOP DRAWINGS. SCALE INDICATED FOR REFERENCE ONLY. DO NOT SCALE OFF DRAWINGS. DO NOT SCALE DRAWINGS. OMISSIONS OR DISCREPANCIES ARE TO BE NOTIFIED TO THE ARCHITECT.

 COPYRIGHT: THIS DRAWING IS COPYRIGHT AND REMAINS THE PROPERTY OF LOVELL CHEN.

STRUCTURAL ENGINEER
BCE DESIGN
 LEVEL 1/383 SMITH STREET
 FITZROY VIC 3065

CLIENT
EXFORD WATERS PTY LTD
 P.O. BOX 2389, MELTON SOUTH 3338

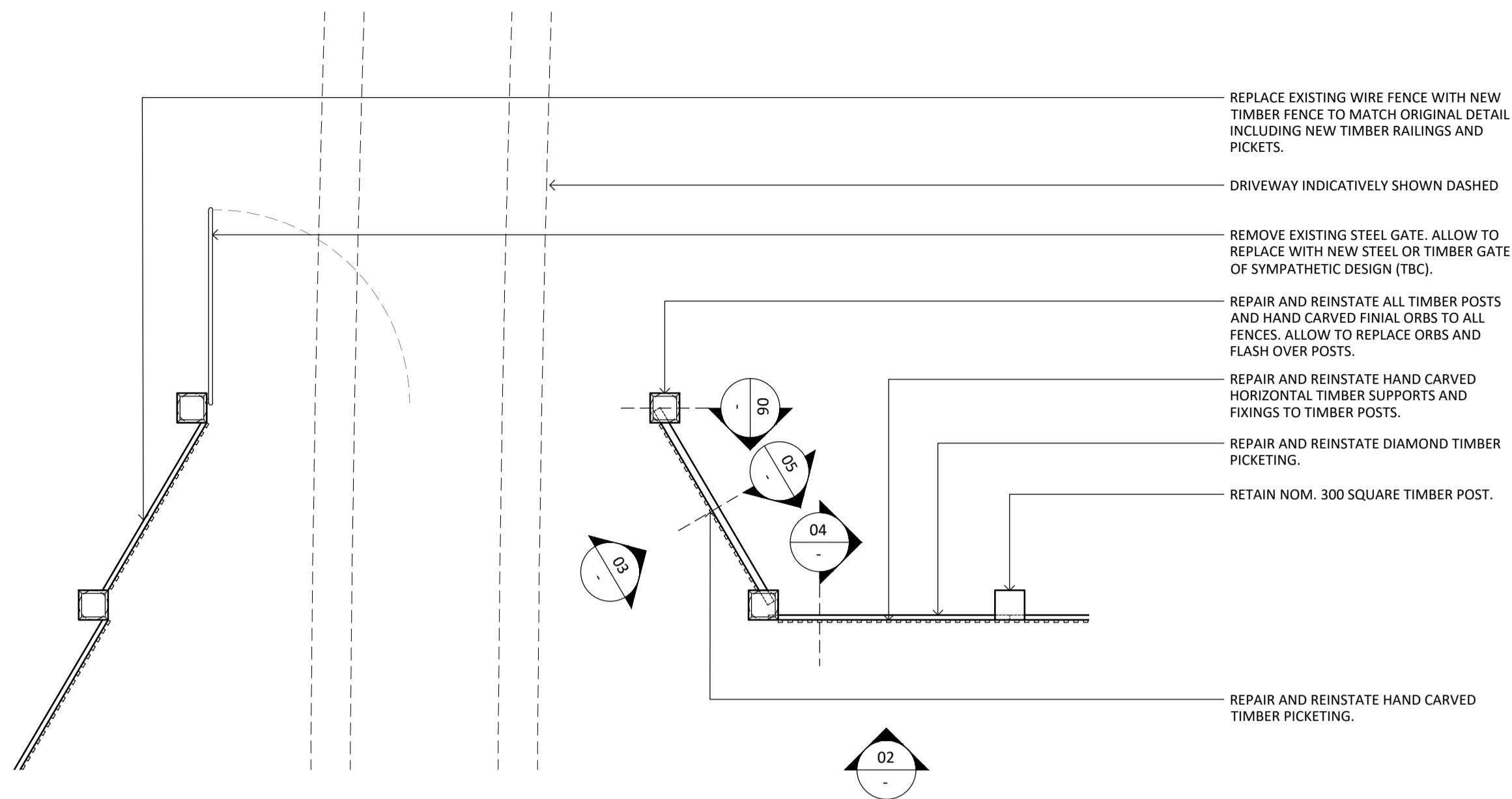
LOVELL CHEN
 LEVEL 5, 176 WELLINGTON PARADE
 EAST MELBOURNE 3002 AUSTRALIA
 TEL +61 (0)3 9667 0600
 enquiry@lovelchen.com.au
 www.lovelchen.com.au

PROJECT
**655 EXFORD ROAD
 WEIR VIEWS**

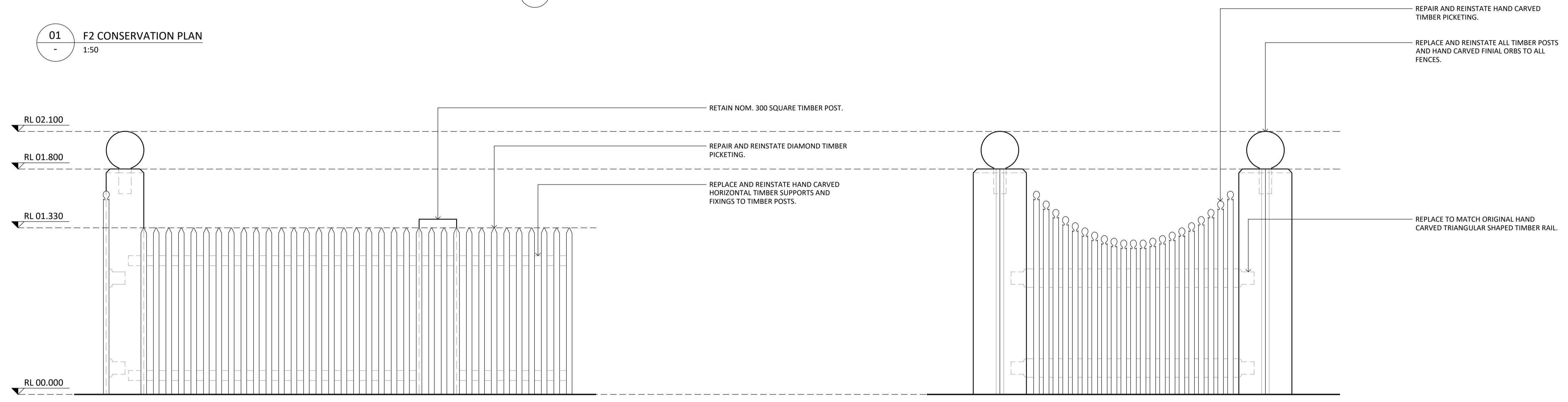
 LOCATED ON WURUNDJERI COUNTRY
 DRAWN: GW CHECKED: MB PROJECT NO.: 7888 DATE: APRIL 2024

DRAWING TITLE
**SHEARING SHED
 DEMOLITION & PROPOSED**

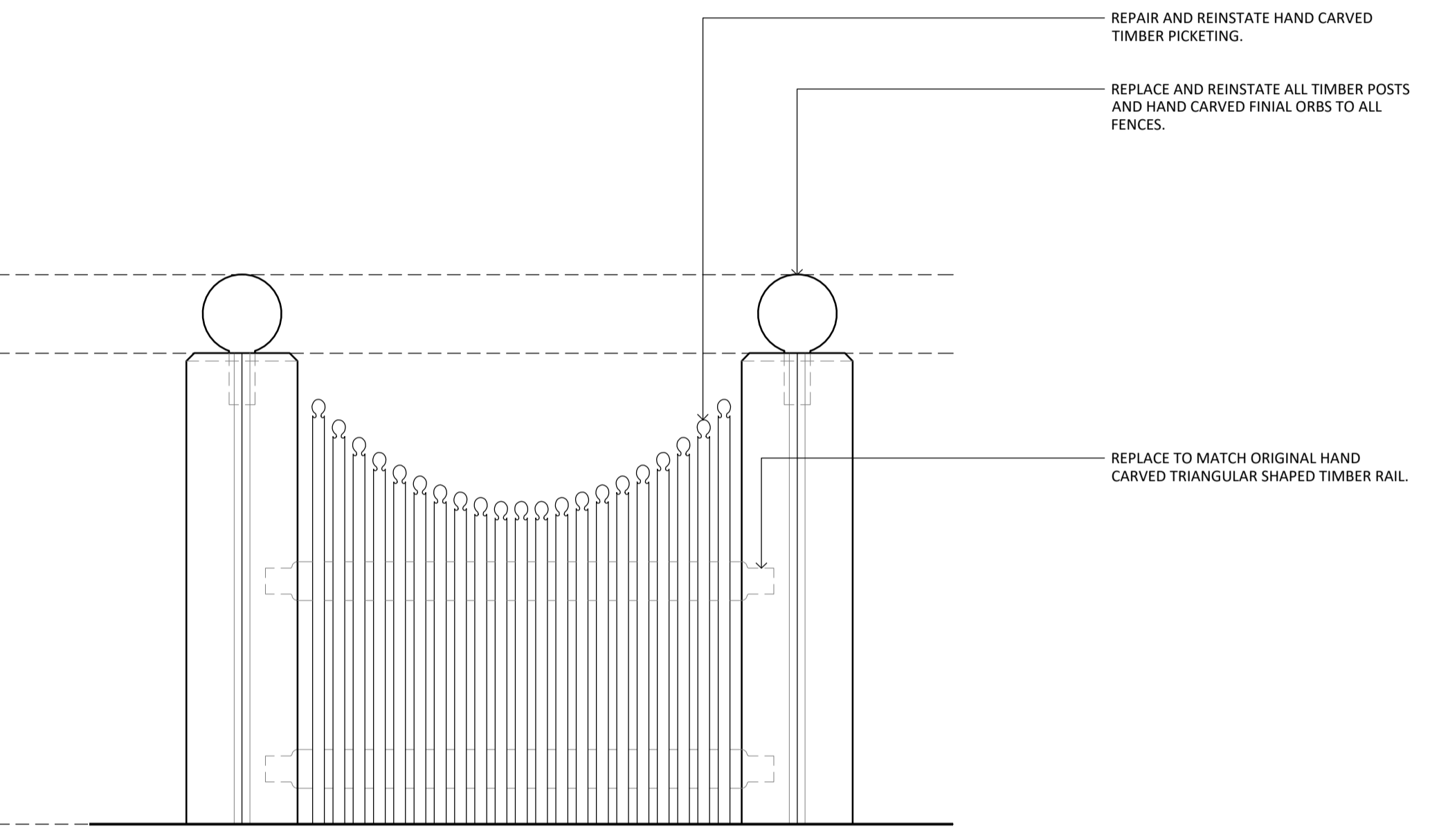
 PREPARED ON THE LANDS OF THE WURUNDJERI PEOPLE
 ISSUE: DESIGN DEVELOPMENT SCALE: 1:50@A1 DRAWING NO.: A13.10 REVISION: DD1



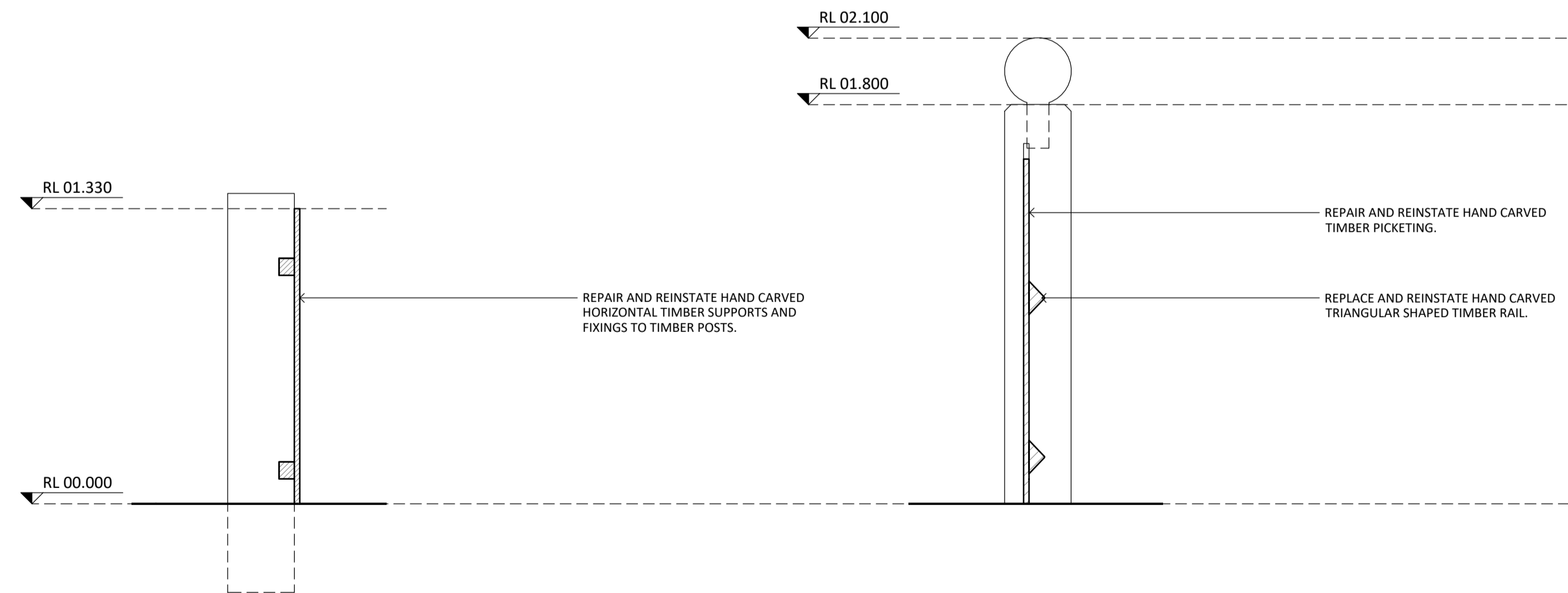
01 F2 CONSERVATION PLAN
1:50



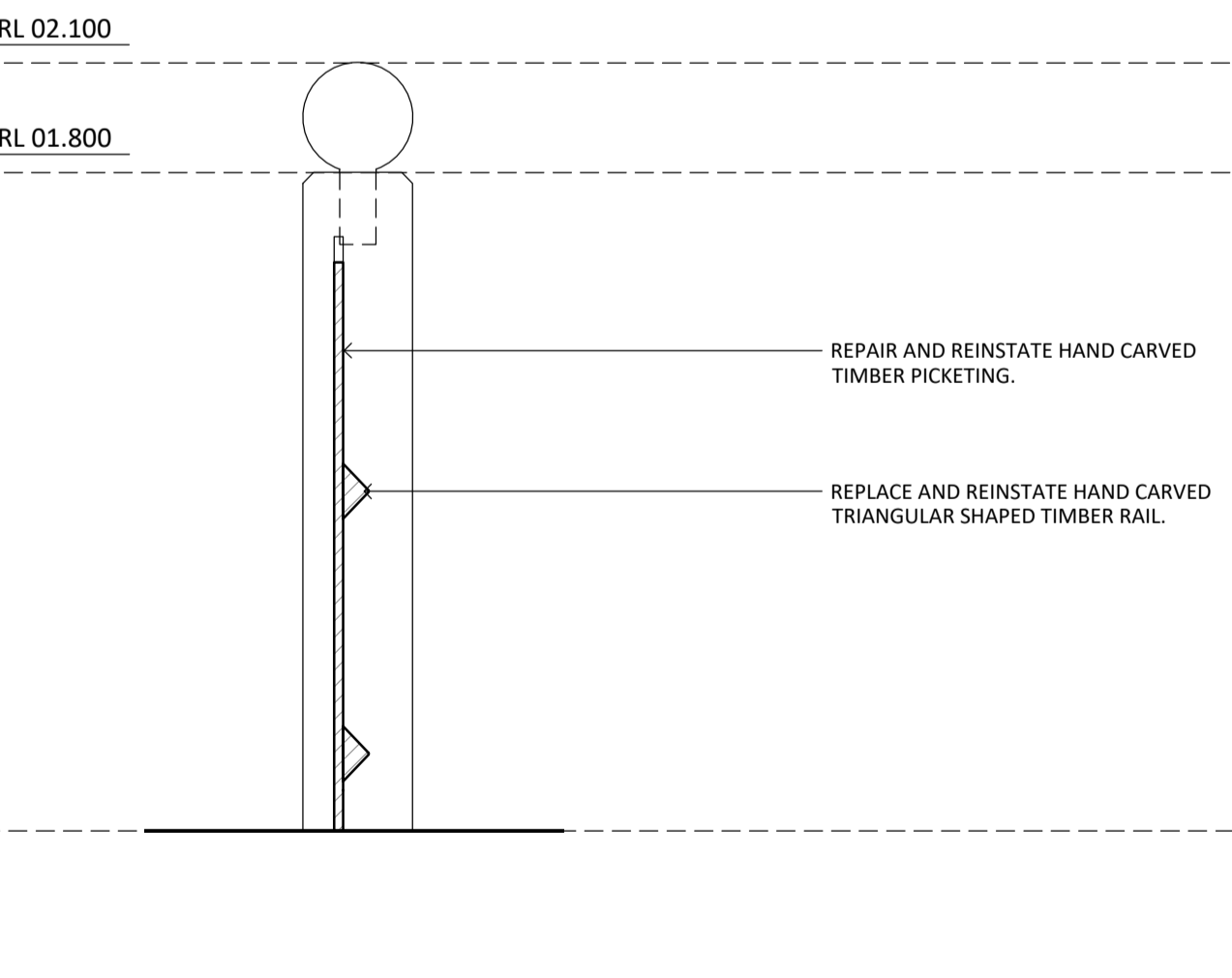
02 F2 CONSERVATION ELEVATION
1:20



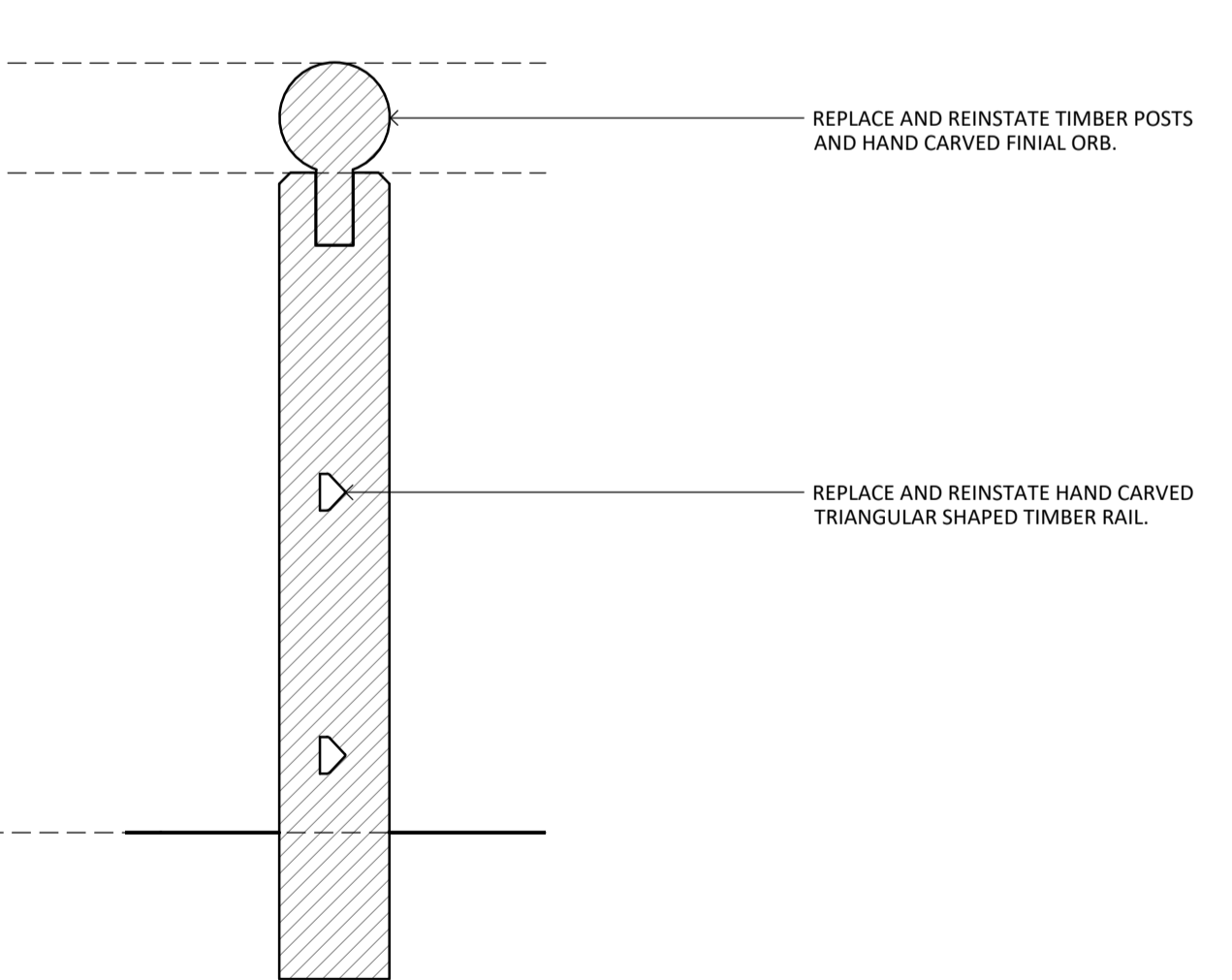
03 F2 CONSERVATION ELEVATION
1:20



04 F2 CONSERVATION SECTION
1:20



05 F2 CONSERVATION SECTION
1:20



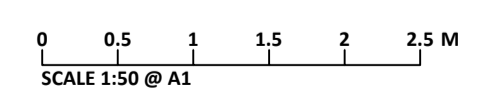
06 F2 CONSERVATION SECTION
1:20

- GENERAL NOTES:**
- ALL DRAWINGS ARE TO BE READ IN CONJUNCTION WITH THE ARCHITECTURAL SPECIFICATION AND SCHEDULES OF WORKS.
 - ALL DRAWINGS ARE TO BE READ IN CONJUNCTION WITH ALL CONSULTANT DOCUMENTATION.
 - REPAINTING

CONSERVATION WORKS LEGEND:

- GENERAL REPAIRS**
- G2 - REMOVE EMBEDDED ITEM
 - G3 - POULTICE EFFLORESCENCE
- CARPENTRY REPAIRS**
- C1 - TIMBER SPLICE REPAIR
 - C2 - REPLACE TIMBER ITEM
 - C3 - REFIX TIMBER ITEM
 - C4 - DISMANTLE AND REBUILD TIMBER FRAME
- RENDER REPAIRS**
- R1 - FLAT RENDER REPAIR
 - R2 - RENDER REPAIR TO HORIZONTAL SURFACE (PARGING)
- GLAZING REPAIRS**
- GL1 - REPLACE BROKEN GLAZING
 - GL2 - REPLACE MISSING LOUVRES
 - GL3 - REPLACE TIMBER WINDOW
- BRICKWORK REPAIRS**
- B1 - REPOINT BRICKWORK
 - B2 - REPLACE BRICKWORK
 - B3 - DISMANTLE AND REBUILD BRICKWORK
 - B4 - LIFT & RELAY BRICK PAVING
- STONEMWORK REPAIRS**
- S1 - REPOINT STONEMWORK
 - S2 - TUCK POINT STONEMWORK
 - S3 - RESET STONEMWORK
 - S4 - REPLACE STONEMWORK
 - S5 - STONE CRACK REPAIR (MINOR)
 - S6 - STONE CRACK REPAIR (MAJOR)
 - S7 - DISMANTLE AND REBUILD STONEMWORK
 - S8 - LIFT & RELAY STONE PAVING
- HARD PLASTER REPAIRS**
- HP1 - FLAT HARD PLASTER REPAIR
 - HP2 - RERUN MOULDED HARD PLASTER
 - HP3 - HARD PLASTER CRACK REPAIR
 - HP4 - PIN HARD PLASTER

NOT FOR CONSTRUCTION



NO.	DATE	REVISION
DD1	07/08/2024	CLIENT REVIEW
DD2	08/11/2024	HERITAGE VICTORIA

NOTE: ALL DIMENSIONS ARE TO BE VERIFIED ON SITE BEFORE COMMENCING ANY WORK OR PREPARING ANY SHOP DRAWINGS. SCALE INDICATED FOR REFERENCE ONLY. DO NOT SCALE OFF DRAWINGS. DO NOT SCALE DRAWINGS. OMISSIONS OR DISCREPANCIES ARE TO BE NOTIFIED TO THE ARCHITECT.

COPYRIGHT: THIS DRAWING IS COPYRIGHT AND REMAINS THE PROPERTY OF LOVELL CHEN.

STRUCTURAL ENGINEER
BCE DESIGN
LEVEL 1/383 SMITH STREET
FITZROY VIC 3065

CLIENT
EXFORD WATERS PTY LTD
P.O. BOX 2389, MELTON SOUTH 3338

LOVELL CHEN
LEVEL 5, 176 WELLINGTON PARADE
EAST MELBOURNE 3002 AUSTRALIA
TEL +61 (0)3 9667 0600
enquiry@lovellichen.com.au
www.lovellichen.com.au

PROJECT
655 EXFORD ROAD WEIR VIEWS

LOCATED ON WURUNDJERI COUNTRY

DRAWN	CHECKED	PROJECT NO.	DATE
NR	MB	7888	APRIL 2024

DRAWING TITLE
F2 GATEPOSTS & FENCE - PROPOSED & CONSERVATION

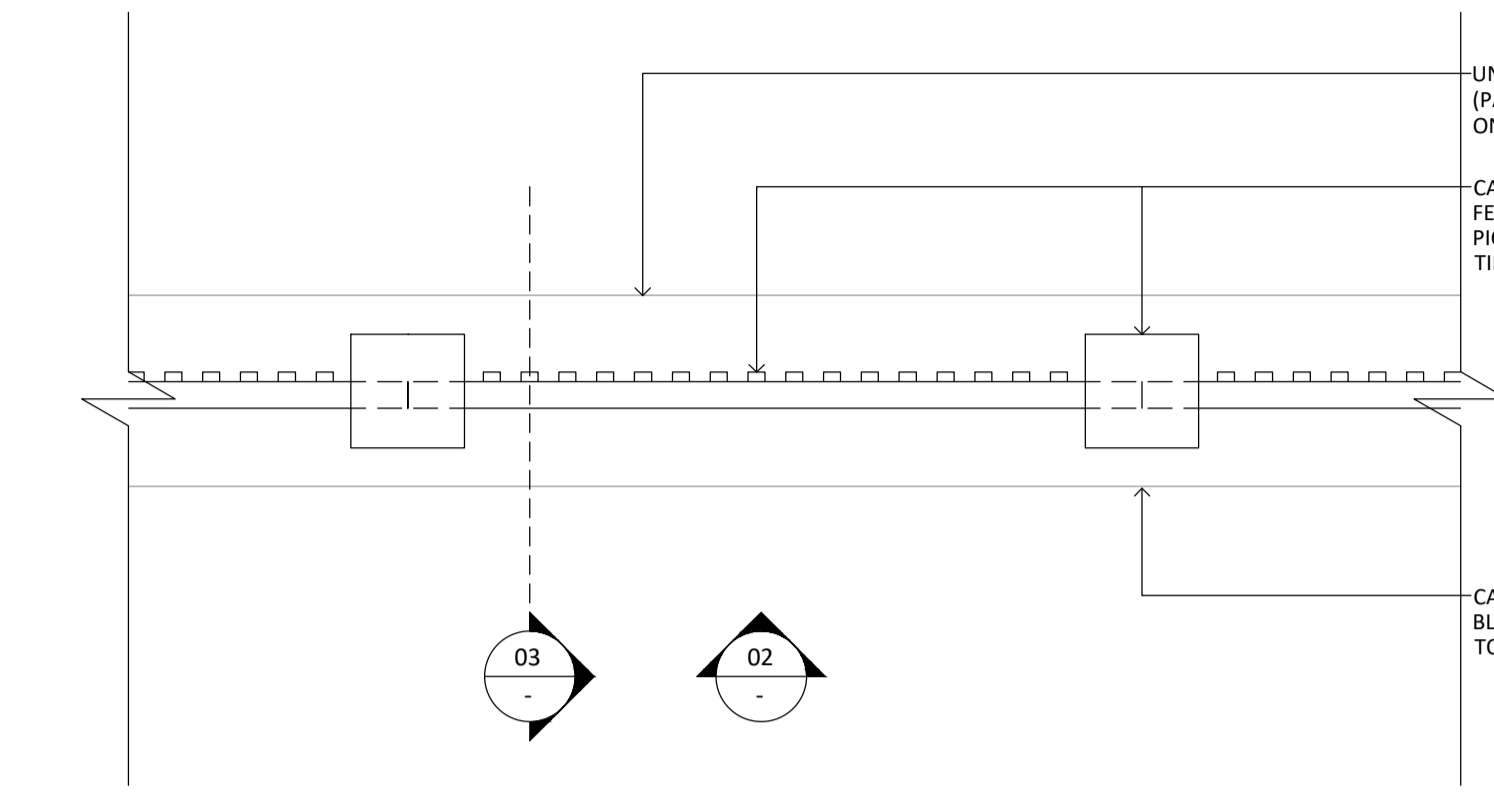
PREPARED ON THE LANDS OF THE WURUNDJERI PEOPLE

ISSUE	SCALE	DRAWING NO.	REVISION
DESIGN DEVELOPMENT	1:20@A1	A14.10	DD2

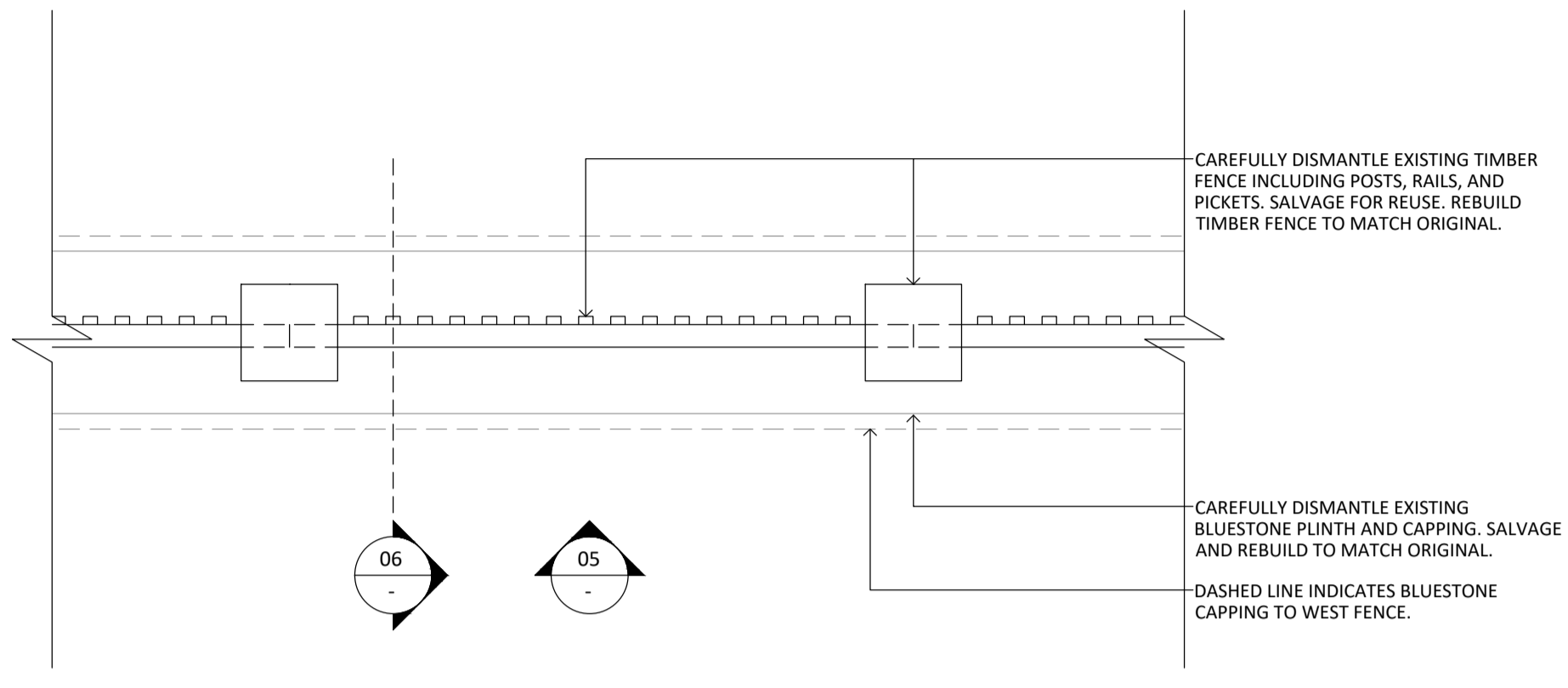
- GENERAL NOTES:**
- ALL DRAWINGS ARE TO BE READ IN CONJUNCTION WITH THE ARCHITECTURAL SPECIFICATION AND SCHEDULES OF WORKS.
 - ALL DRAWINGS ARE TO BE READ IN CONJUNCTION WITH ALL CONSULTANT DOCUMENTATION.

CONSERVATION WORKS LEGEND:

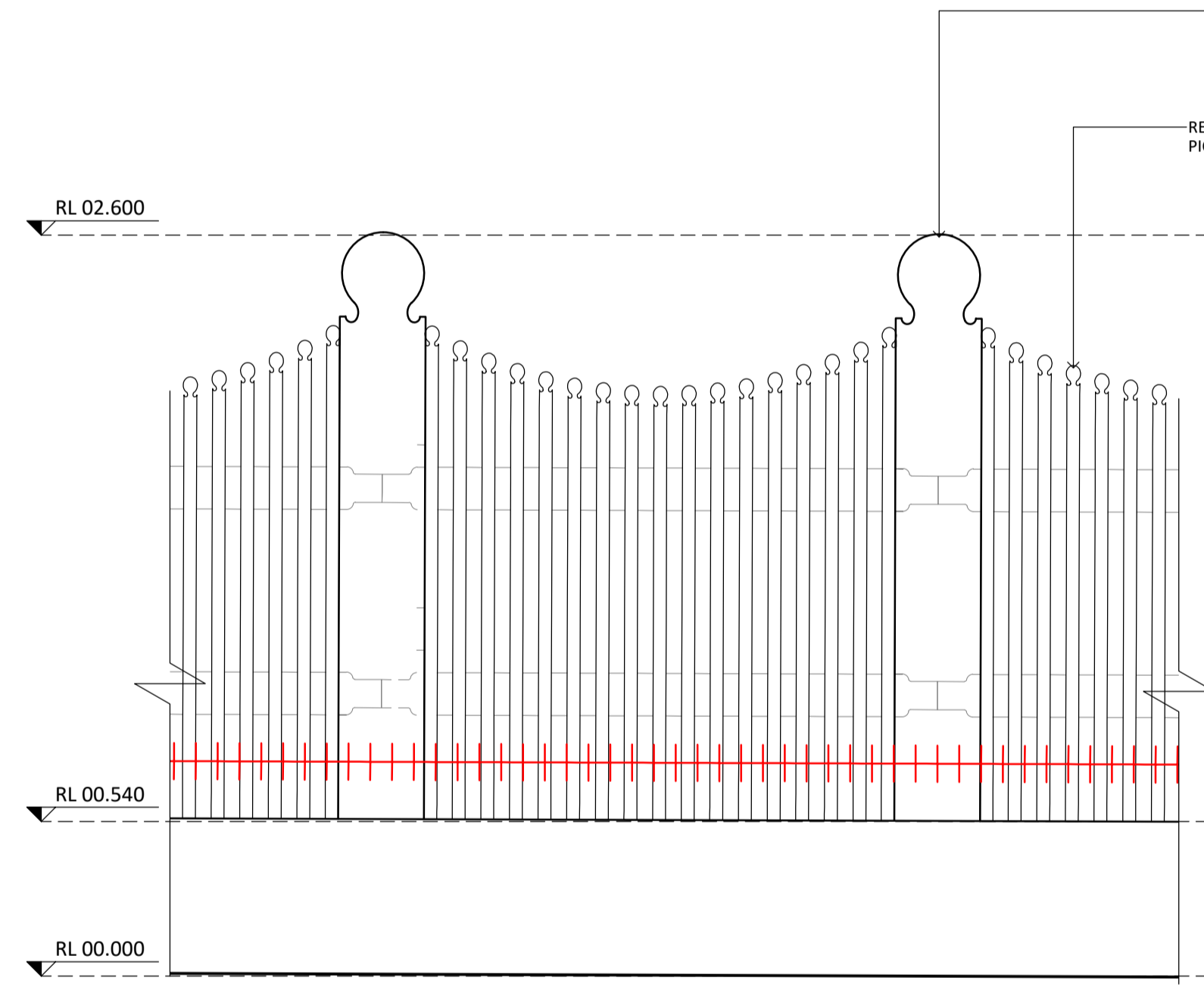
- GENERAL REPAIRS**
- G2 - REMOVE EMBEDDED ITEM
 - G3 - POULTICE EFFLORESCENCE
- CARPENTRY REPAIRS**
- C1 - TIMBER SPLICE REPAIR
 - C2 - REPLACE TIMBER ITEM
 - C3 - REFIX TIMBER ITEM
 - C4 - DISMANTLE AND REBUILD TIMBER FRAME
- RENDER REPAIRS**
- R1 - FLAT RENDER REPAIR
 - R2 - RENDER REPAIR TO HORIZONTAL SURFACE (PARGING)
- GLAZING REPAIRS**
- GL1 - REPLACE BROKEN GLAZING
 - GF3 - REPLACE MISSING LOUVRES
 - GL3 - REPLACE TIMBER WINDOW
- BRICKWORK REPAIRS**
- B1 - REPOINT BRICKWORK
 - B2 - REPLACE BRICKWORK
 - B3 - DISMANTLE AND REBUILD BRICKWORK
 - B4 - LIFT & RELAY BRICK PAVING
- STONEMWORK REPAIRS**
- S1 - REPOINT STONEMWORK
 - S2 - TUCK POINT STONEMWORK
 - S3 - RESET STONEMWORK
 - S4 - REPLACE STONEMWORK
 - S5 - STONE CRACK REPAIR (MINOR)
 - S6 - STONE CRACK REPAIR (MAJOR)
 - S7 - DISMANTLE AND REBUILD STONEMWORK
 - S8 - LIFT & RELAY STONE PAVING
- HARD PLASTER REPAIRS**
- HP1 - FLAT HARD PLASTER REPAIR
 - HP2 - RERUN MOULDED HARD PLASTER
 - HP3 - HARD PLASTER CRACK REPAIR
 - HP4 - PIN HARD PLASTER



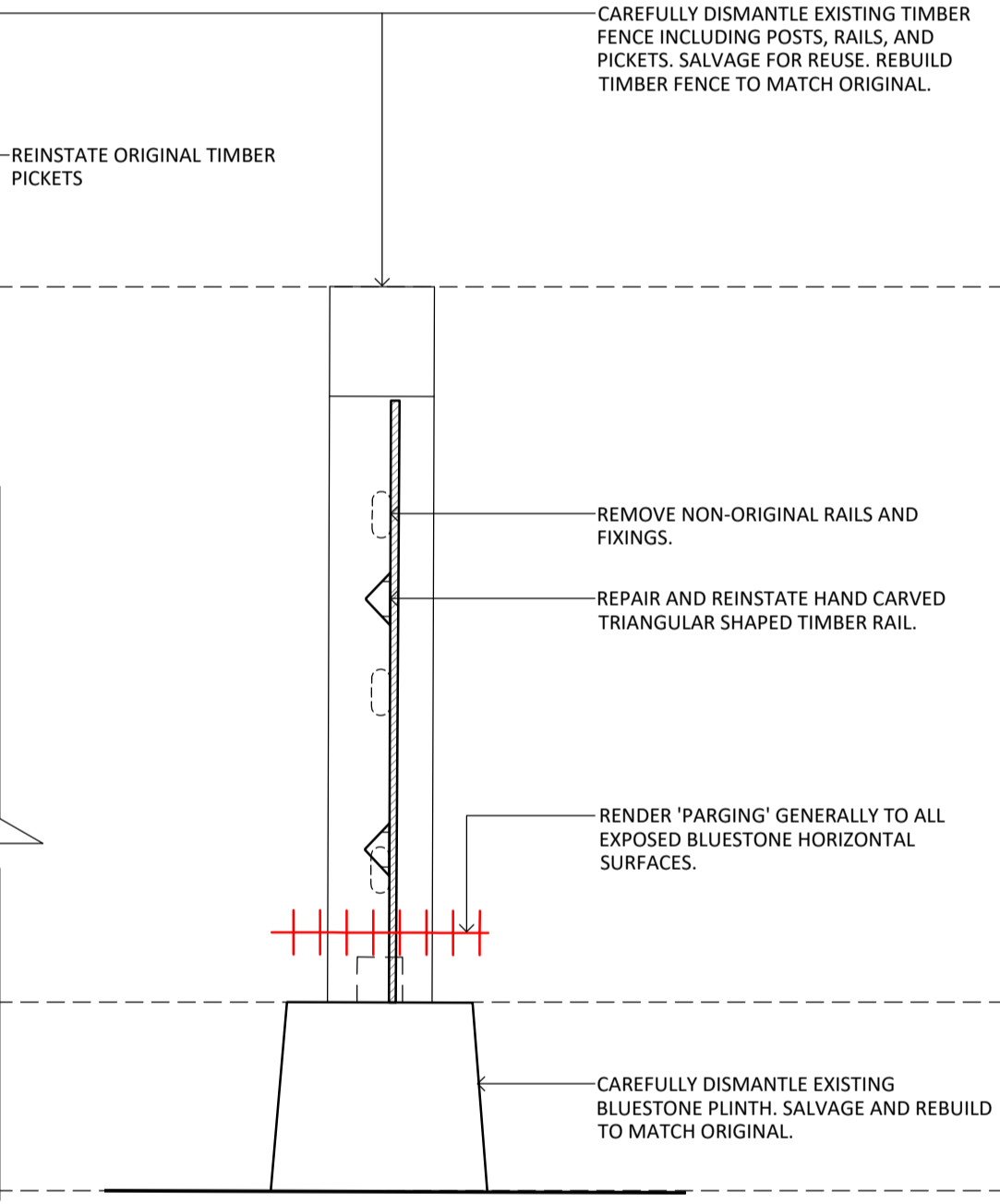
01 F3 (PAVILIONS) CONSERVATION PLAN - TYPICAL
1:20



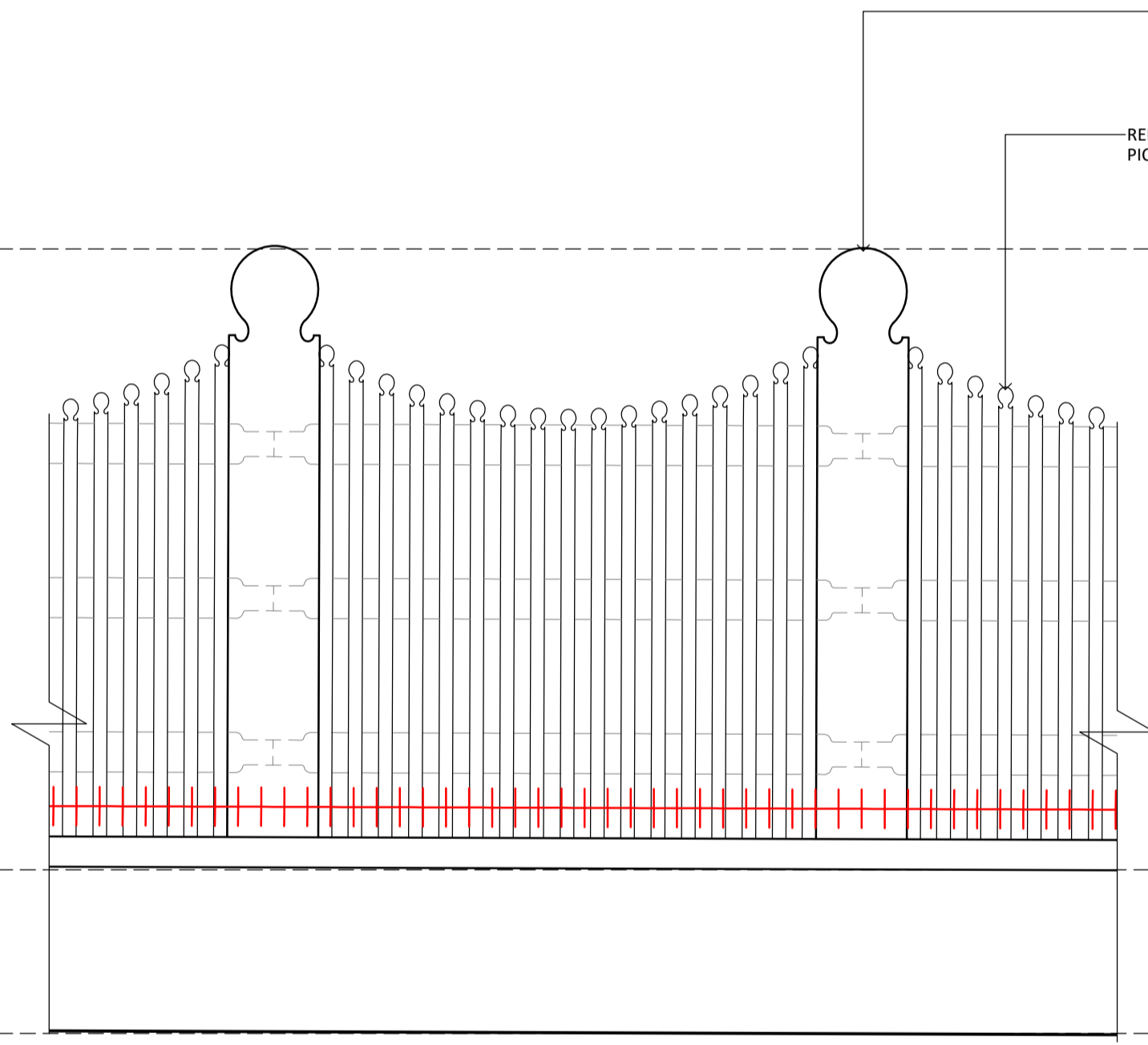
04 F3 (WEST) CONSERVATION PLAN - TYPICAL BAY
1:20



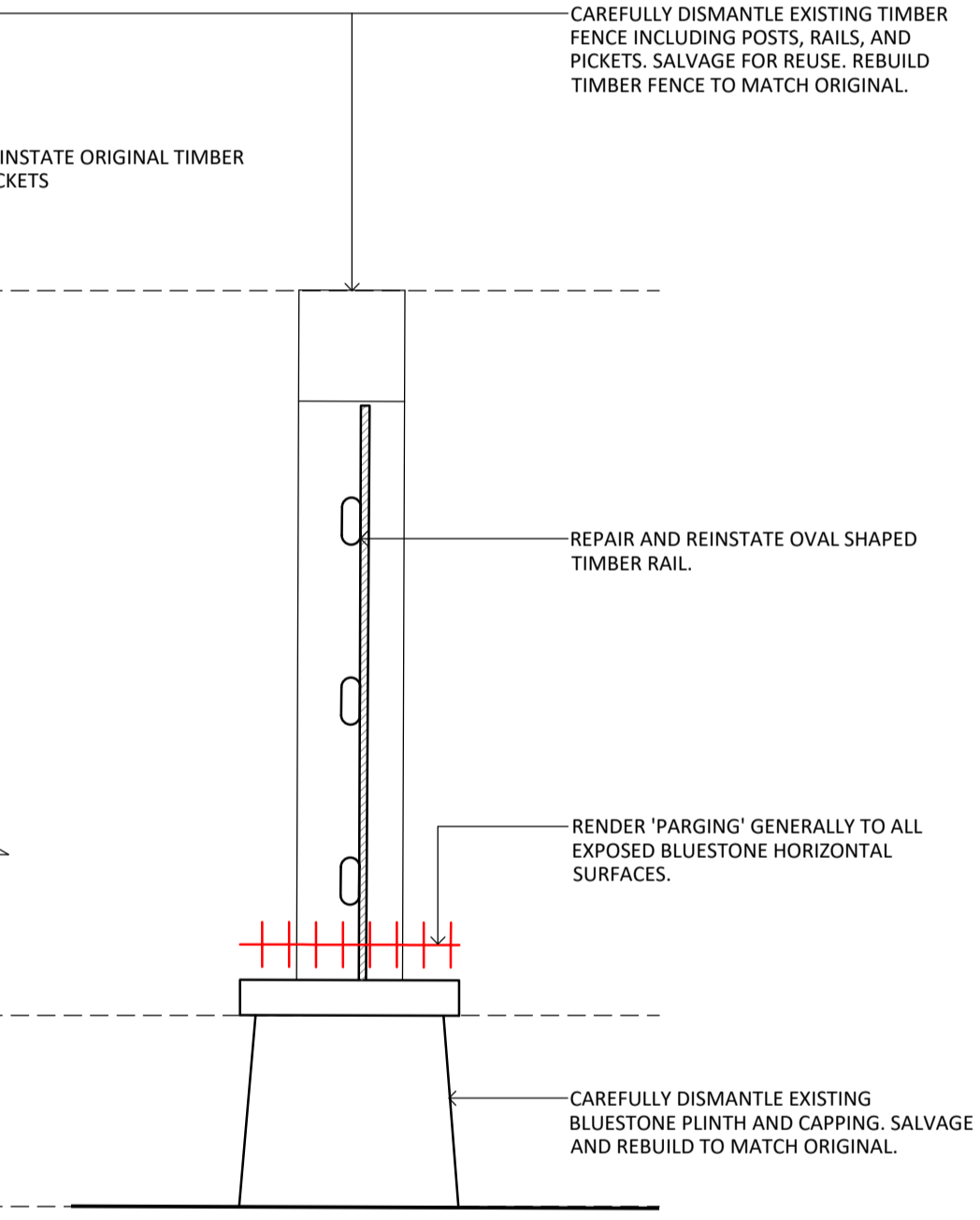
02 F3 (PAVILIONS) CONSERVATION ELEVATION - TYPICAL BAY
1:20



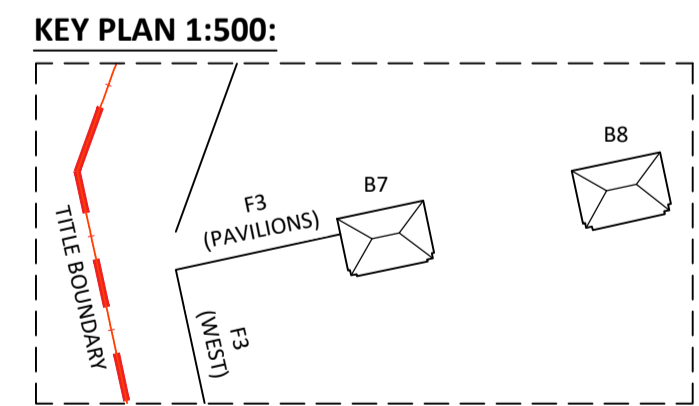
03 F3 (PAVILIONS) CONSERVATION ELEVATION - TYPICAL BAY
1:20



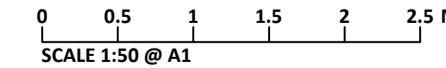
05 F3 (WEST) CONSERVATION ELEVATION - TYPICAL BAY
1:20



06 F3 (WEST) CONSERVATION SECTION - TYPICAL BAY
1:20



NOT FOR CONSTRUCTION



NO.	DATE	REVISION
DD1	07/08/2024	CLIENT REVIEW
DD2	08/11/2024	HERITAGE VICTORIA

NOTE: ALL DIMENSIONS ARE TO BE VERIFIED ON SITE BEFORE COMMENCING ANY WORK OR PREPARING ANY SHOP DRAWINGS. SCALE INDICATED FOR REFERENCE ONLY. DO NOT SCALE OFF DRAWINGS. DO NOT SCALE DRAWINGS. OMISSIONS OR DISCREPANCIES ARE TO BE NOTIFIED TO THE ARCHITECT.

COPYRIGHT: THIS DRAWING IS COPYRIGHT AND REMAINS THE PROPERTY OF LOVELL CHEN.

STRUCTURAL ENGINEER
BCE DESIGN
LEVEL 1/383 SMITH STREET
FITZROY VIC 3065

CLIENT
EXFORD WATERS PTY LTD
P.O. BOX 2389, MELTON SOUTH 3338

LOVELL CHEN
LEVEL 5, 176 WELLINGTON PARADE
EAST MELBOURNE 3002 AUSTRALIA
TEL +61 (0)3 9667 0600
enquiry@lovelchen.com.au
www.lovelchen.com.au

PROJECT
655 EXFORD ROAD
WEIR VIEWS
LOCATED ON WURUNDJERI COUNTRY
DRAWN MB CHECKED MB PROJECT NO. 7888 DATE APRIL 2024

DRAWING TITLE
F3 BLUESTONE WALL (PAVILIONS AND WEST) PROPOSED & CONSERVATION
PREPARED ON THE LANDS OF THE WURUNDJERI PEOPLE
ISSUE DESIGN DEVELOPMENT SCALE 1:20@A1 DRAWING NO. A14.11 REVISION DD2