

**conservation
studio**

Elim House Verandah

**Verandah Reconstruction
Works**

Elim House (25054)

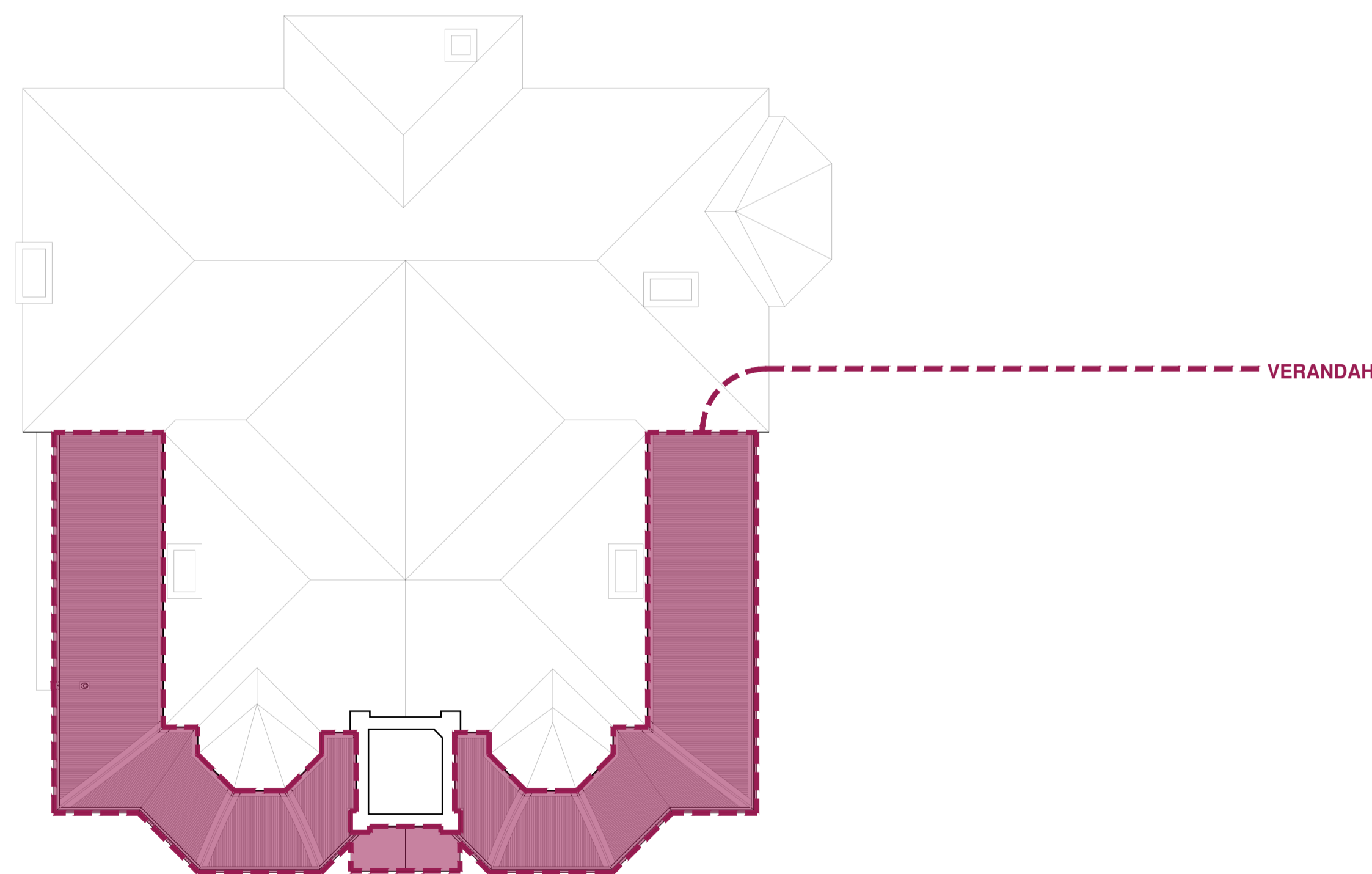
29 Erin Street, Richmond, VIC, 3121

AERIAL VIEW



0 10m 25m
Graphic scale 1:500

SITE PLAN



0 2m 10m
Graphic scale 1:200

DRAWING REGISTER:

Series 0 - General
25054.0.01 - Aerial view, drawing register and general notes.

Series 1 - Existing & Demolition Drawings
25054.1.01 - Ground Floor and First Floor Plan
25054.1.02 - Roof Plan
25054.1.03 - Ground Floor and First Floor RCP
25054.1.04 - North and South Elevations
25054.1.05 - East Elevation
25054.1.06 - Un-folded Verandah Elevations
25054.1.07 - Un-folded Verandah Elevations

Series 2 - Proposed Drawings
25054.2.01 - Ground Floor and First Floor Plan
25054.2.02 - First Floor and Roof Framing Plan
25054.2.03 - Roof Plan
25054.2.04 - Ground Floor and First Floor RCP
25054.2.05 - North and South Elevations
25054.2.06 - East Elevation
25054.2.07 - Un-folded Verandah Elevations
25054.2.08 - Un-folded Verandah Elevations
25054.2.09 - Verandah Section
25054.2.10 - Structural Details
25054.2.11 - Typical Details
25054.2.12 - Typical Details

GENERAL NOTES:

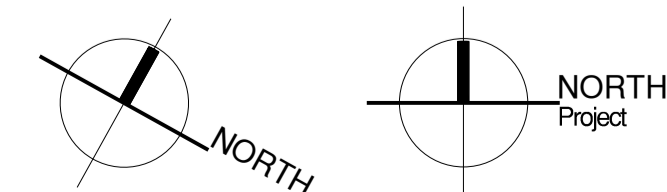
- THIS DRAWING SHALL BE READ IN CONJUNCTION WITH ALL RELEVANT CONTRACTS, SPECIFICATIONS AND SCHEDULES INCLUDING OTHERS CONSULTANTS BUT NOT LIMITED TO STRUCTURAL ENGINEERS DOCUMENTATION, SERVICES ENGINEERS DOCUMENTATION, FIRE ENGINEERING REPORT AND ACOUSTIC REPORT.
- ALL WORKS SHALL COMPLY WITH RELEVANT AUTHORITY REQUIREMENTS, NATIONAL CONSTRUCTION CODE (NCC) AND AUSTRALIAN STANDARDS (AS).
- CONTRACTOR AND SUBCONTRACTORS SHALL VERIFY ALL DIMENSION OF THIS DRAWING AND SITE CONDITIONS PRIOR COMMENCEMENT OF WORK. ANY DISCREPANCY IS TO BE REPORTED FOR CLARIFICATION PRIOR COMMENCEMENT OF THE WORKS.
- FIGURED DIMENSIONS TAKE PRECEDENCE OVER SCALED DIMENSION.
- ALL LEVELS SHOWN ON THE DRAWING ARE TO THE AUSTRALIAN HEIGHT DATUM.
- ALL SHOP DRAWING SHALL BE SUBMITTED TO THE CONSERVATION ARCHITECT. THE MANUFACTURER SHALL NOT COMMENCE ANY WORKS PRIOR TO THE RETURN OF APPROVED SHOP DRAWING SIGNED BY THE RELEVANT CONSULTANT.
- ALL STAINLESS STEEL PRODUCT MUST BE GRADE 316.
- COPYRIGHT OF THIS DRAWING IS VESTED IN CONSERVATION STUDIO AUSTRALIA PTY LTD.

SITE ESTABLISHMENT NOTES:

- SITE ESTABLISHMENT TO BE COORDINATED BETWEEN CONTRACTOR AND PRINCIPAL. PRINCIPAL WILL PROVIDE A SMALL AREA FOR USE BY THE CONTRACTOR AS A SITE OFFICE INTERNAL TO THE BUILDING, AND AN EXTERNAL AREA FOR TEMPORARY STORAGE. CONTRACTOR IS TO ASSUME THAT EXTERNAL STORAGE AREA IS PRIVATE, BUT NOT SECURE.
- NO ROAD ACCESS IS PROVIDED TO THE SITE WORKS AREA. CONTRACTOR IS TO ARRANGE OWN CAR-PARKING REQUIREMENTS WITH CITY OF MELBOURNE. SKIP BINS MAY BE COORDINATED FOR CAR-PARKING SPACE, OR IN CLEARWAY ZONE ON ERIN STREET - THE RESPONSIBILITY OF THE CONTRACTOR. ON THIS BASIS, ALL WASTE MATERIAL WILL NEED TO BE TRANSPORTED BY HAND FROM SITE WORKS AREA TO THE LOCATION OF THE SKIP BINS - CONTRACTOR IS TO ALLOW FOR ANY TRAFFIC AND PEDESTRIAN MANAGEMENT REQUIREMENTS.

DISCLAIMER: Check and verify all dimensions prior to commencement of work. Seek clarification of inconsistencies / conflicts. Do not scale from the drawing. Any form of reproduction of this drawing in full or in part, without written permission of Conservation Studio Australia Pty Ltd constitutes an infringement of copyright. © This drawing is copyright and shall remain the property of Conservation Studio Australia Pty Ltd.

REVISION	DATE	DESCRIPTION
A	21.08.2025	DRAFT ISSUE TO CLIENT
B	02.03.2025	ISSUE TO CLIENT



FOR INFORMATION ONLY

CLIENT:



ARCHITECT:



PROJECT:

ELIM HOUSE VERANDAH
ADDRESS: 29 ERIN STREET, RICHMOND, VIC, 3121

PROJECT NO.:

25054
DRAWN: CB CHECKED: DB

DRAWING TITLE:

ELIM HOUSE VERANDAH
AERIAL IMAGE, WORK NOTES,
GENERAL NOTES

REVISION:

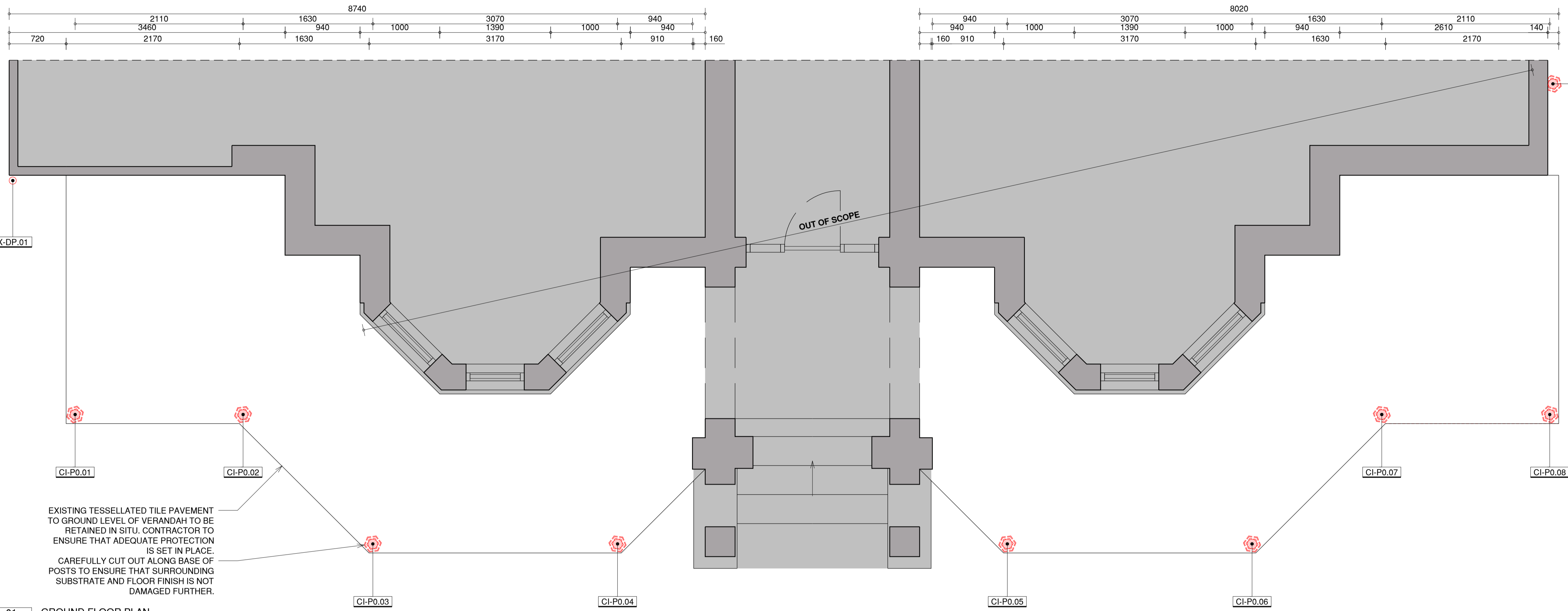
B

SCALE:

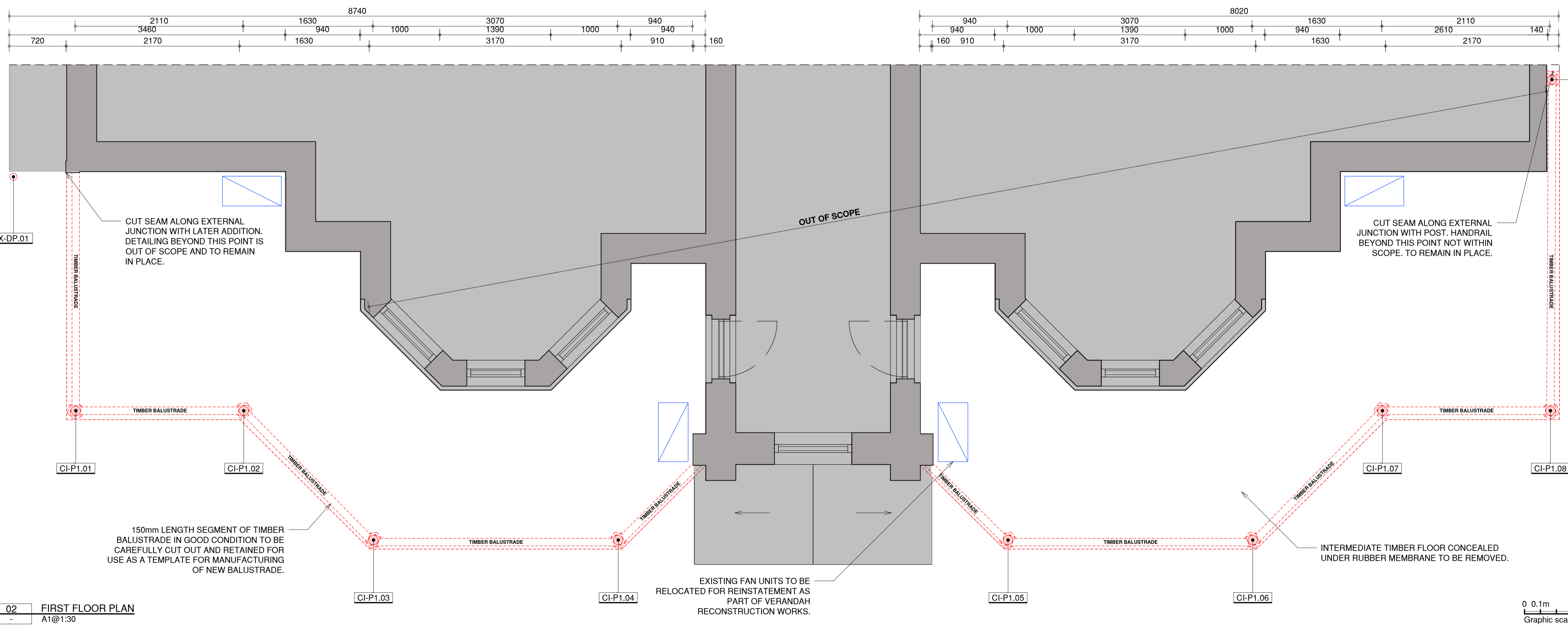
VAR

DRAWING NO.:

25054.0.01



01 GROUND FLOOR PLAN
A1@1:30



02 FIRST FLOOR PLAN
A1@1:30

- GENERAL**
- DEMOLISH
 - DISMANTLE/REINSTATE TO SAME LOCATION
 - SALVAGE FOR RE-USE
 - PROTECT
 - REFER TO ARCHITECT DOCUMENTATION
- SURVEY**
- TITLE BOUNDARY
 - CONTOUR LINE
 - LEVEL
- CONDITION**
- X- = eXisting
 - D- = Demolition
 - S- = Salvage
 - N- = New
- SYMBOL**
- CI-P0.01 EXISTING CAST IRON POST + NUMBERING
 - X-DP.01 EXISTING CEILING PENDANT
 - X-SS.1 EXISTING SECURITY SYSTEM

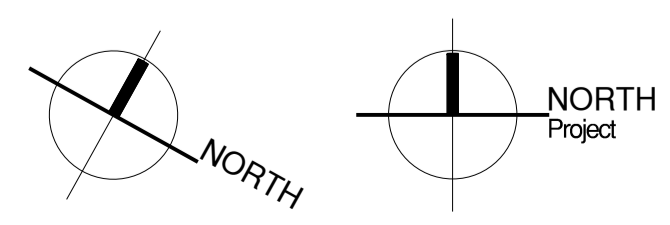
- PROTECTION NOTES**
- CONTRACTOR IS TO UNDERTAKE PROTECTION OF THE WORKS AS REQUIRED BY LOCAL AUTHORITIES.
 - CONTRACTOR TO ISSUE THE SHOP DRAWINGS AND THE METHODOLOGY OF INSTALLATION OF PROTECTION WORKS FOR REVIEW AND APPROVAL BY CONSERVATION ARCHITECT PRIOR COMMENCEMENT OF DEMOLITION WORKS. NOTE THAT SCAFFOLDING ALREADY ERECT ON SITE. ANY ADDITIONAL PROTECTION OR SCAFFOLDING REQUIRED TO BE REVIEWED AND APPROVED BY CONSERVATION ARCHITECT.
 - ALL PROTECTION TO ANY RETAINED HERITAGE FABRIC IS TO BE IMPACT, WATER AND WEATHER RESISTANT TO AVOID ANY DAMAGE FROM OCCURRING.
 - CONTRACTOR IS TO PROVIDE PROTECTION TO ALL EXISTING ADJACENT AREAS FOR THE DURATION OF THE WORKS.
 - ALL PROTECTION ARE TO BE MAINTAINED IN GOOD CONDITION DURING CONSTRUCTION WORKS.

- SCAFFOLDING NOTES**
- NO DIRECT FIXING TO THE HERITAGE FACADE IS ALLOWED.

- DEMOLITION NOTES**
- PRIOR TO COMMENCEMENT OF DEMOLITION WORKS, FULL ARCHIVAL RECORD OF EXISTING VERANDAH IS TO BE UNDERTAKEN, INCLUDING PHOTOGRAPHIC RECORD AS WELL AS THE PREPARATION OF EXISTING CONDITIONS DOCUMENTATION.
 - CONTRACTOR IS TO REMOVE ALL RUBBLE, DUST AND DEBRIS FROM THE SITE AND DISPOSE OF IN ACCORDANCE WITH RELEVANT AUTHORITIES REGULATIONS AND GUIDELINES.
 - CONTRACTOR IS TO RECORD, IDENTIFY AND NUMBER ALL SALVAGED ITEMS INCLUDING PHOTOGRAPHIC RECORD SHOWING ORIGINAL LOCATION AND CONDITION OF THE HERITAGE FABRIC AFTER REMOVAL. A SALVAGED ITEM REGISTER IS TO BE ISSUED FOR REVIEW AND APPROVAL BY CONSERVATION ARCHITECT PRIOR TO THE COMMENCEMENT OF DEMOLITION WORKS. THE REGISTER MUST BE UPDATED AT ALL TIMES AND INCLUDE THE STORAGE LOCATION.
 - CONTRACTOR IS TO PRESENT ALL SALVAGED ITEMS AND ISSUE A SALVAGED ITEM REGISTER FOR REVIEW AND APPROVAL BY CONSERVATION ARCHITECT PRIOR TO THE COMMENCEMENT OF DEMOLITION WORKS.
 - THE AREA / PREMISE OF STORAGE OR THE PREMISE MUST BE SECURED AND WELL VENTILATED TO AVOID ANY DAMAGE TO THE FABRIC.

DISCLAIMER: Check and verify all dimensions prior to commencement of work. Seek clarification of inconsistencies / conflicts. Do not scale from the drawing. Any form of reproduction of this drawing in full or in part, without written permission of Conservation Studio Australia Pty Ltd constitutes an infringement of copyright. © This drawing is copyright and shall remain the property of Conservation Studio Australia Pty Ltd.

REVISION	DATE	DESCRIPTION
A	21.08.2025	DRAFT ISSUE TO CLIENT
B	02.03.2025	ISSUE TO CLIENT



FOR INFORMATION ONLY

CLIENT:

 Level 32, Tower 2, 727 Collins Street, Melbourne, VIC, 3008

ARCHITECT:
conservation studio
 The Block Arcade - Level 4 - Suite 421
 282-284 Collins Street Melbourne VIC 3000
 contact@conservationstudio.com.au
 ARBV 51907 ABN 85 635 338 233

PROJECT: ELIM HOUSE VERANDAH
ADDRESS: 29 ERIN STREET, RICHMOND, VIC, 3121
PROJECT NO.: 25054
DRAWN: CB **CHECKED:** DB

DRAWING TITLE: ELIM HOUSE VERANDAH EXISTING & DEMOLITION GROUND & FIRST FLOOR PLAN
REVISION: B **DRAWING NO.:** 25054.1.01
SCALE: 1:30@A1

GENERAL

- GENERAL
- DEMOLISH
- DISMANTLE/REINSTATE TO SAME LOCATION
- SALVAGE FOR RE-USE
- PROTECT
- REFER TO ARCHITECT DOCUMENTATION

- SURVEY
- TITLE BOUNDARY
- CONTOUR LINE
- LEVEL

- CONDITION
- X- = eXisting
- D- = Demolition
- S- = Salvage
- N- = New

- SYMBOL
- EXISTING CAST IRON POST + NUMBERING
- EXISTING CEILING PENDANT
- EXISTING SECURITY SYSTEM

- FINISHES
- E-TL.C EXISTING TIMBER LINED CEILING
- E-R EXISTING RENDER FINISH

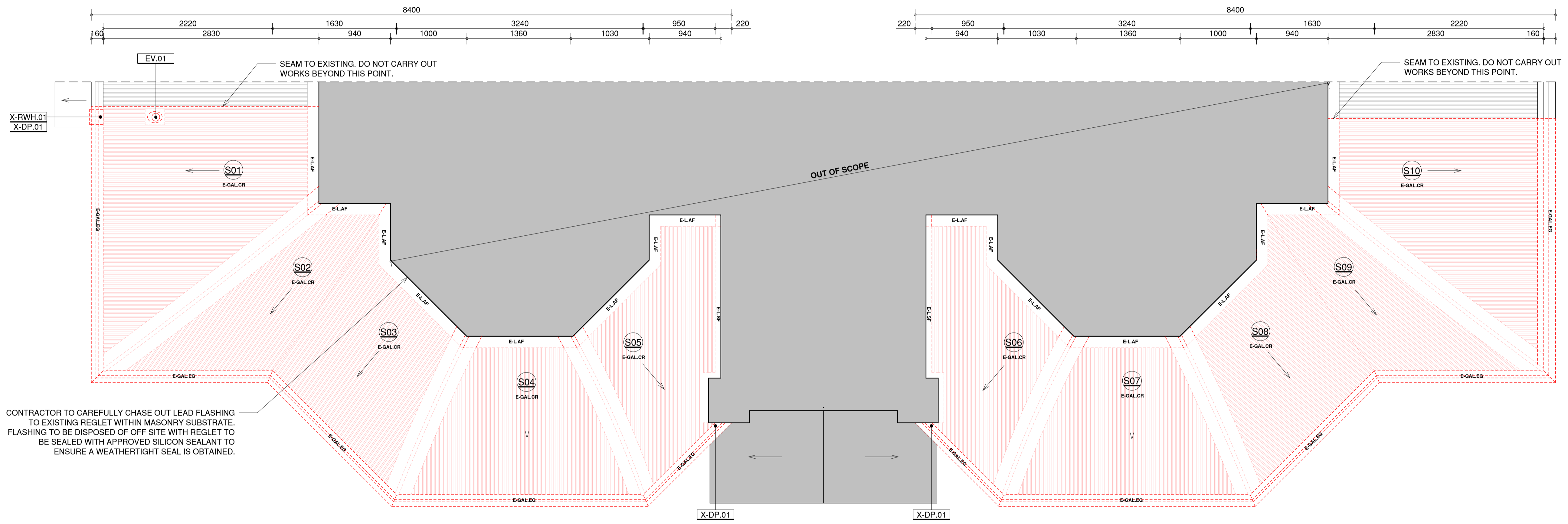
ROOF

- GENERAL
- SLOPE NUMBER
- EXISTING EXHAUST VENT NUMBER
- EXISTING DOWNPIPE NUMBER
- EXISTING RAINWATER HEAD NUMBER
- ROOFING SYSTEM
- E-L.R EXISTING LEAD RIDGE
- E-L.CF EXISTING LEAD COVER FLASHING
- E-L.AF EXISTING LEAD ABUTMENT FLASHING
- E-L.SF EXISTING LEAD STEP FLASHING
- E-GAL.CR GALVANISED Z600 CORRUGATED ROOF
- E-GALEG GALVANISED Z600 EAVE GUTTER
- E-WPM EXISTING WATERPROOF MEMBRANE

- PROTECTION NOTES**
- CONTRACTOR IS TO UNDERTAKE PROTECTION OF THE WORKS AS REQUIRED BY LOCAL AUTHORITIES.
 - CONTRACTOR TO ISSUE THE SHOP DRAWINGS AND THE METHODOLOGY OF INSTALLATION OF PROTECTION WORKS FOR REVIEW AND APPROVAL BY CONSERVATION ARCHITECT PRIOR COMMENCEMENT OF DEMOLITION WORKS. NOTE THAT SCAFFOLDING ALREADY ERECT ON SITE. ANY ADDITIONAL PROTECTION OR SCAFFOLDING REQUIRED TO BE REVIEWED AND APPROVED BY CONSERVATION ARCHITECT.
 - ALL PROTECTION TO ANY RETAINED HERITAGE FABRIC IS TO BE IMPACT WATER AND WEATHER RESISTANT TO AVOID ANY DAMAGE FROM OCCURRING.
 - CONTRACTOR IS TO PROVIDE PROTECTION TO ALL EXISTING ADJACENT AREAS FOR THE DURATION OF THE WORKS.
 - ALL PROTECTION ARE TO BE MAINTAINED IN GOOD CONDITION DURING CONSTRUCTION WORKS.

- SCAFFOLDING NOTES**
- NO DIRECT FIXING TO THE HERITAGE FACADE IS ALLOWED.

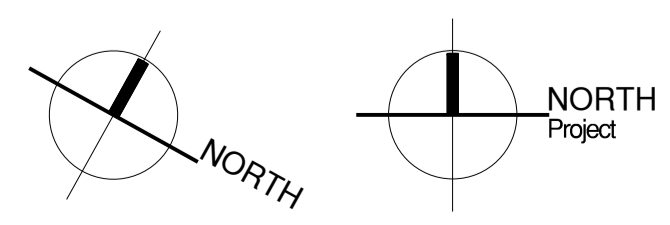
- DEMOLITION NOTES**
- PRIOR TO COMMENCEMENT OF DEMOLITION WORKS, FULL ARCHIVAL RECORD OF EXISTING VERANDAH IS TO BE UNDERTAKEN, INCLUDING PHOTOGRAPHIC RECORD AS WELL AS THE PREPARATION OF EXISTING CONDITIONS DOCUMENTATION.
 - CONTRACTOR IS TO REMOVE ALL RUBBLE, DUST AND DEBRIS FROM THE SITE AND DISPOSE OF IN ACCORDANCE WITH RELEVANT AUTHORITIES REGULATIONS AND GUIDELINES.
 - CONTRACTOR IS TO RECORD, IDENTIFY AND NUMBER ALL SALVAGED ITEMS INCLUDING PHOTOGRAPHIC RECORD SHOWING ORIGINAL LOCATION AND CONDITION OF THE HERITAGE FABRIC AFTER REMOVAL. A SALVAGED ITEM REGISTER IS TO BE ISSUED FOR REVIEW AND APPROVAL BY CONSERVATION ARCHITECT PRIOR TO THE COMMENCEMENT OF DEMOLITION WORKS. THE REGISTER MUST BE UPDATED AT ALL TIMES AND INCLUDE THE STORAGE LOCATION.
 - CONTRACTOR IS TO PRESENT ALL SALVAGED ITEMS AND ISSUE A SALVAGED ITEM REGISTER FOR REVIEW AND APPROVAL BY CONSERVATION ARCHITECT PRIOR TO THE COMMENCEMENT OF DEMOLITION WORKS.
 - THE AREA / PREMISE OF STORAGE OR THE PREMISE MUST BE SECURED AND WELL VENTILATED TO AVOID ANY DAMAGE TO THE FABRIC.



01 ROOF PLAN
A1@1:30

DISCLAIMER: Check and verify all dimensions prior to commencement of work. Seek clarification of inconsistencies / conflicts. Do not scale from the drawing. Any form of reproduction of this drawing in full or in part, without written permission of Conservation Studio Australia Pty Ltd constitutes an infringement of copyright. © This drawing is copyright and shall remain the property of Conservation Studio Australia Pty Ltd.

REVISION	DATE	DESCRIPTION
A	21.08.2025	DRAFT ISSUE TO CLIENT
B	02.03.2025	ISSUE TO CLIENT



FOR INFORMATION ONLY

CLIENT:

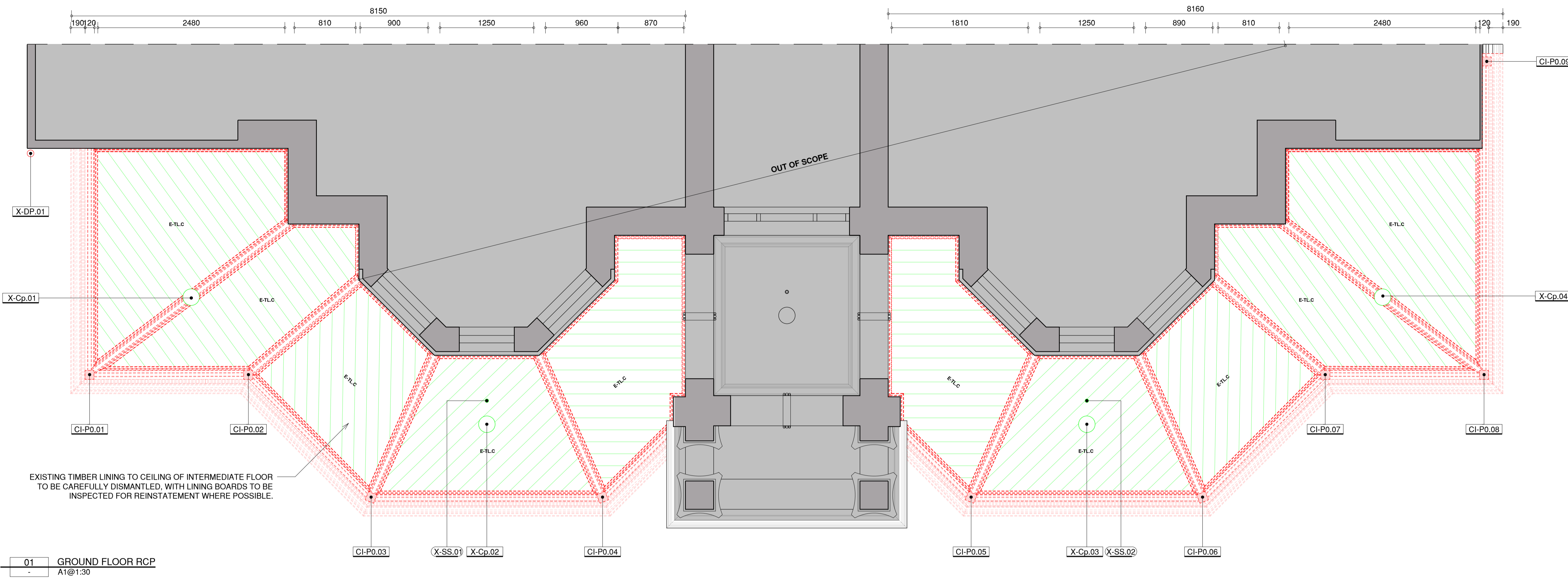
 Level 32, Tower 2, 727 Collins Street,
 Melbourne, VIC, 3008

ARCHITECT:

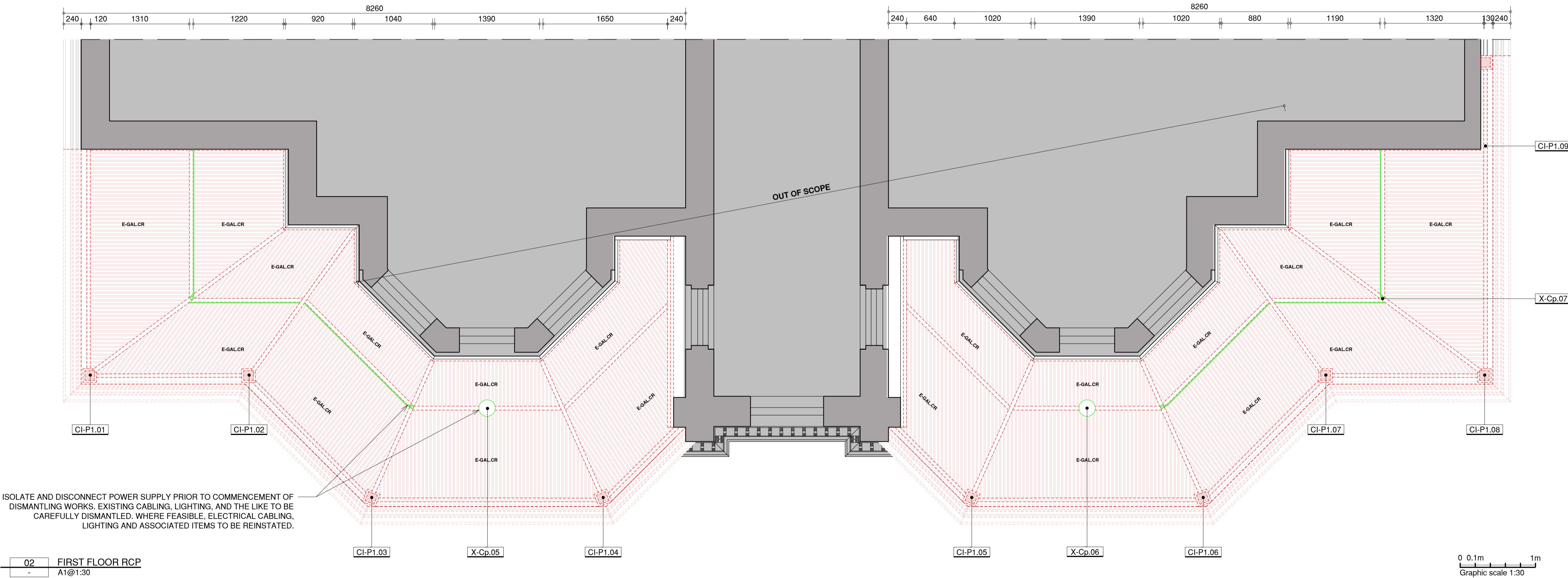
 The Block Arcade - Level 4 - Suite 421
 282-284 Collins Street Melbourne VIC 3000
 contact@conservationstudio.com.au
 ARBV 51907 ABN 85 635 338 233

PROJECT: ELIM HOUSE VERANDAH
ADDRESS: 29 ERIN STREET, RICHMOND, VIC, 3121
PROJECT NO.: 25054
DRAWN: CB **CHECKED:** DB

DRAWING TITLE: ELIM HOUSE VERANDAH EXISTING & DEMOLITION ROOF PLAN
REVISION: B **DRAWING NO.:** 25054.1.02
SCALE: 1:30@A1



01 GROUND FLOOR RCP
A1@1:30



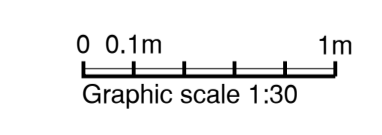
02 FIRST FLOOR RCP
A1@1:30

- GENERAL**
- DEMOLISH
 - DISMANTLE/REINSTATE TO SAME LOCATION
 - SALVAGE FOR RE-USE
 - PROTECT
 - REFER TO ARCHITECT DOCUMENTATION
- SURVEY**
- TITLE BOUNDARY
 - CONTOUR LINE
 - LEVEL
- CONDITION**
- X- = eXisting
 - D- = Demolition
 - S- = Salvage
 - N- = New
- SYMBOL**
- CI-P0.01 EXISTING CAST IRON POST + NUMBERING
 - X-Cp.01 EXISTING CEILING PENDANT
 - X-SS.01 EXISTING SECURITY SYSTEM
- FINISHES**
- E-TLC EXISTING TIMBER LINED CEILING
 - E-R EXISTING RENDER FINISH

- PROTECTION NOTES**
- CONTRACTOR IS TO UNDERTAKE PROTECTION OF THE WORKS AS REQUIRED BY LOCAL AUTHORITIES.
 - CONTRACTOR TO ISSUE THE SHOP DRAWINGS AND THE METHODOLOGY OF INSTALLATION OF PROTECTION WORKS FOR REVIEW AND APPROVAL BY CONSERVATION ARCHITECT PRIOR COMMENCEMENT OF DEMOLITION WORKS. NOTE THAT SCAFFOLDING ALREADY ERECT ON SITE. ANY ADDITIONAL PROTECTION OR SCAFFOLDING REQUIRED TO BE REVIEWED AND APPROVED BY CONSERVATION ARCHITECT.
 - ALL PROTECTION TO ANY RETAINED HERITAGE FABRIC IS TO BE IMPACT, WATER AND WEATHER RESISTANT TO AVOID ANY DAMAGE FROM OCCURRING.
 - CONTRACTOR IS TO PROVIDE PROTECTION TO ALL EXISTING ADJACENT AREAS FOR THE DURATION OF THE WORKS.
 - ALL PROTECTION ARE TO BE MAINTAINED IN GOOD CONDITION DURING CONSTRUCTION WORKS.

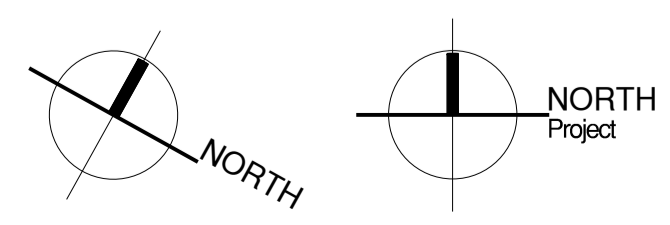
- SCAFFOLDING NOTES**
- NO DIRECT FIXING TO THE HERITAGE FACADE IS ALLOWED.

- DEMOLITION NOTES**
- PRIOR TO COMMENCEMENT OF DEMOLITION WORKS, FULL ARCHIVAL RECORD OF EXISTING VERANDAH IS TO BE UNDERTAKEN, INCLUDING PHOTOGRAPHIC RECORD AS WELL AS THE PREPARATION OF EXISTING CONDITIONS DOCUMENTATION.
 - CONTRACTOR IS TO REMOVE ALL RUBBLE, DUST AND DEBRIS FROM THE SITE AND DISPOSE OF IN ACCORDANCE WITH RELEVANT AUTHORITIES REGULATIONS AND GUIDELINES.
 - CONTRACTOR IS TO RECORD, IDENTIFY AND NUMBER ALL SALVAGED ITEMS INCLUDING PHOTOGRAPHIC RECORD SHOWING ORIGINAL LOCATION AND CONDITION OF THE HERITAGE FABRIC AFTER REMOVAL. A SALVAGED ITEM REGISTER IS TO BE ISSUED FOR REVIEW AND APPROVAL BY CONSERVATION ARCHITECT PRIOR TO THE COMMENCEMENT OF DEMOLITION WORKS. THE REGISTER MUST BE UPDATED AT ALL TIMES AND INCLUDE THE STORAGE LOCATION.
 - CONTRACTOR IS TO PRESENT ALL SALVAGED ITEMS AND ISSUE A SALVAGED ITEM REGISTER FOR REVIEW AND APPROVAL BY CONSERVATION ARCHITECT PRIOR TO THE COMMENCEMENT OF DEMOLITION WORKS. THE AREA / PREMISE OF STORAGE OR THE PREMISE MUST BE SECURED AND WELL VENTILATED TO AVOID ANY DAMAGE TO THE FABRIC.



DISCLAIMER: Check and verify all dimensions prior to commencement of work. Seek clarification of inconsistencies / conflicts. Do not scale from the drawing. Any form of reproduction of this drawing in full or in part, without written permission of Conservation Studio Australia Pty Ltd constitutes an infringement of copyright. © This drawing is copyright and shall remain the property of Conservation Studio Australia Pty Ltd.

REVISION	DATE	DESCRIPTION
A	21.08.2025	DRAFT ISSUE TO CLIENT
B	02.03.2025	ISSUE TO CLIENT



FOR INFORMATION ONLY

CLIENT:

Level 32, Tower 2, 727 Collins Street, Melbourne, VIC, 3008

ARCHITECT:

conservation studio

The Block Arcade - Level 4 - Suite 421
282-284 Collins Street Melbourne VIC 3000
contact@conservationstudio.com.au
ARBY 51907 ABN 85 635 338 233

PROJECT: ELIM HOUSE VERANDAH
ADDRESS: 29 ERIN STREET, RICHMOND, VIC, 3121

PROJECT NO.: 25054
DRAWN: CB **CHECKED:** DB

DRAWING TITLE: ELIM HOUSE VERANDAH EXISTING & DEMOLITION GROUND & FIRST FLOOR RCP

REVISION: B **DRAWING NO.:** 25054.1.03
SCALE: 1:30@A1

GENERAL

- GENERAL
- DEMOLISH
- DISMANTLE/REINSTATE TO SAME LOCATION
- SALVAGE FOR RE-USE
- PROTECT
- REFER TO ARCHITECT DOCUMENTATION

- SURVEY
- TITLE BOUNDARY
- CONTOUR LINE
- LEVEL

- CONDITION
- X = eXisting
- D = Demolition
- S = Salvage
- N = New

- SYMBOL
- EXISTING CAST IRON POST + NUMBERING
- EXISTING CEILING PENDANT
- EXISTING SECURITY SYSTEM

- FINISHES
- E-TL.C EXISTING TIMBER LINED CEILING
- E-R EXISTING RENDER FINISH

ROOF

- GENERAL
- SLOPE NUMBER
- EXISTING EXHAUST VENT NUMBER
- EXISTING DOWNPIPE NUMBER
- EXISTING RAINWATER HEAD NUMBER

- ROOFING SYSTEM
- E-L.R EXISTING LEAD RIDGE
- E-L.CF EXISTING LEAD COVER FLASHING
- E-L.AF EXISTING LEAD ABUTMENT FLASHING
- E-L.SF EXISTING LEAD STEP FLASHING
- E-GAL.CR GALVANISED Z600 CORRUGATED ROOF
- E-GAL.EG GALVANISED Z600 EAVE GUTTER
- E-WPM EXISTING WATERPROOF MEMBRANE

PROTECTION NOTES

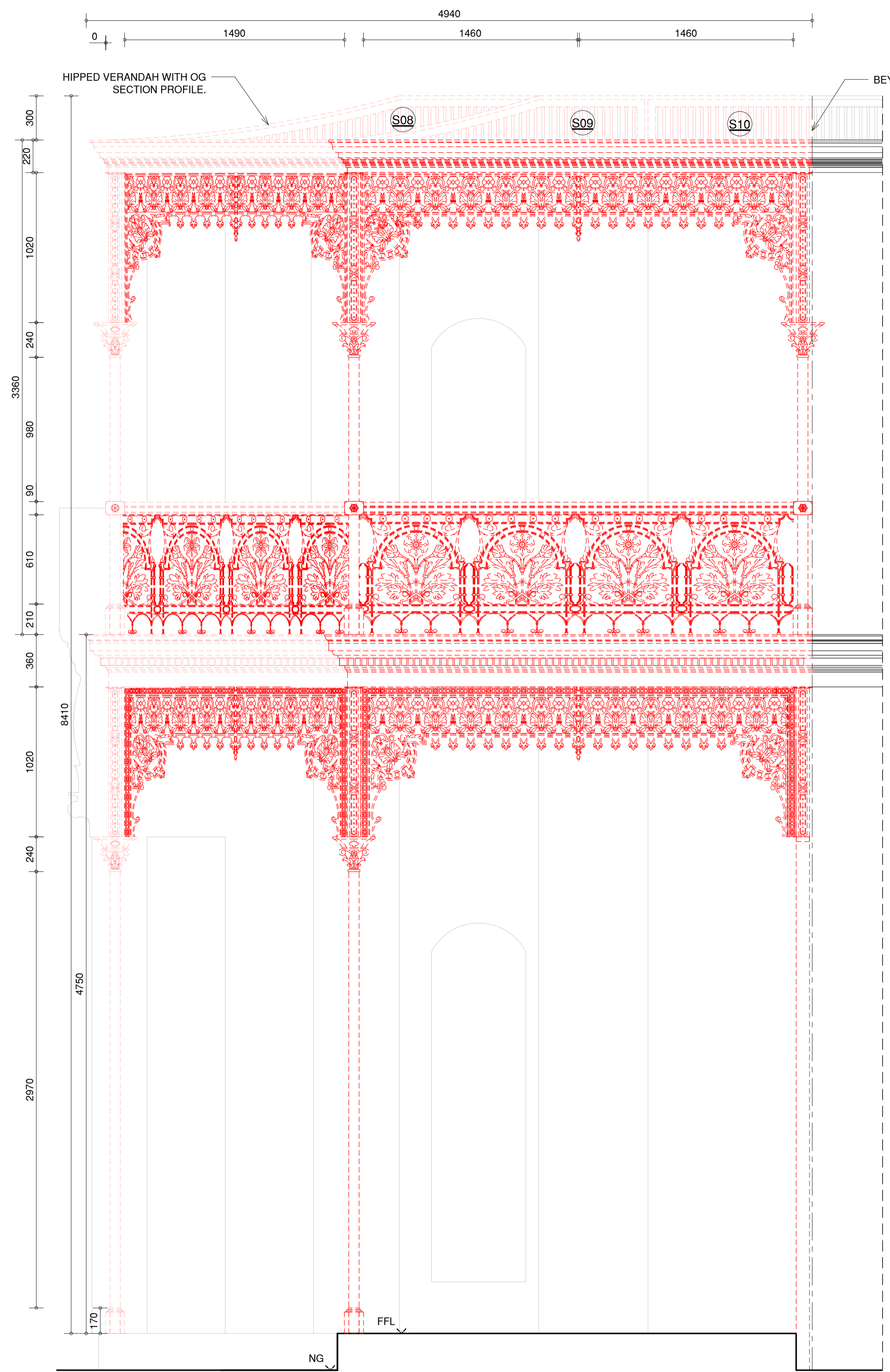
1. CONTRACTOR IS TO UNDERTAKE PROTECTION OF THE WORKS AS REQUIRED BY LOCAL AUTHORITIES.
2. CONTRACTOR TO ISSUE THE SHOP DRAWINGS AND THE METHODOLOGY OF INSTALLATION OF PROTECTION WORKS FOR REVIEW AND APPROVAL BY CONSERVATION ARCHITECT PRIOR COMMENCEMENT OF DEMOLITION WORKS. NOTE THAT SCAFFOLDING ALREADY ERECT ON SITE. ANY ADDITIONAL PROTECTION OR SCAFFOLDING REQUIRED TO BE REVIEWED AND APPROVED BY CONSERVATION ARCHITECT.
3. ALL PROTECTION TO ANY RETAINED HERITAGE FABRIC IS TO BE IMPACT, WATER AND WEATHER RESISTANT TO AVOID ANY DAMAGE FROM OCCURRING.
4. CONTRACTOR IS TO PROVIDE PROTECTION TO ALL EXISTING ADJACENT AREAS FOR THE DURATION OF THE WORKS.
5. ALL PROTECTION ARE TO BE MAINTAINED IN GOOD CONDITION DURING CONSTRUCTION WORKS.

SCAFFOLDING NOTES

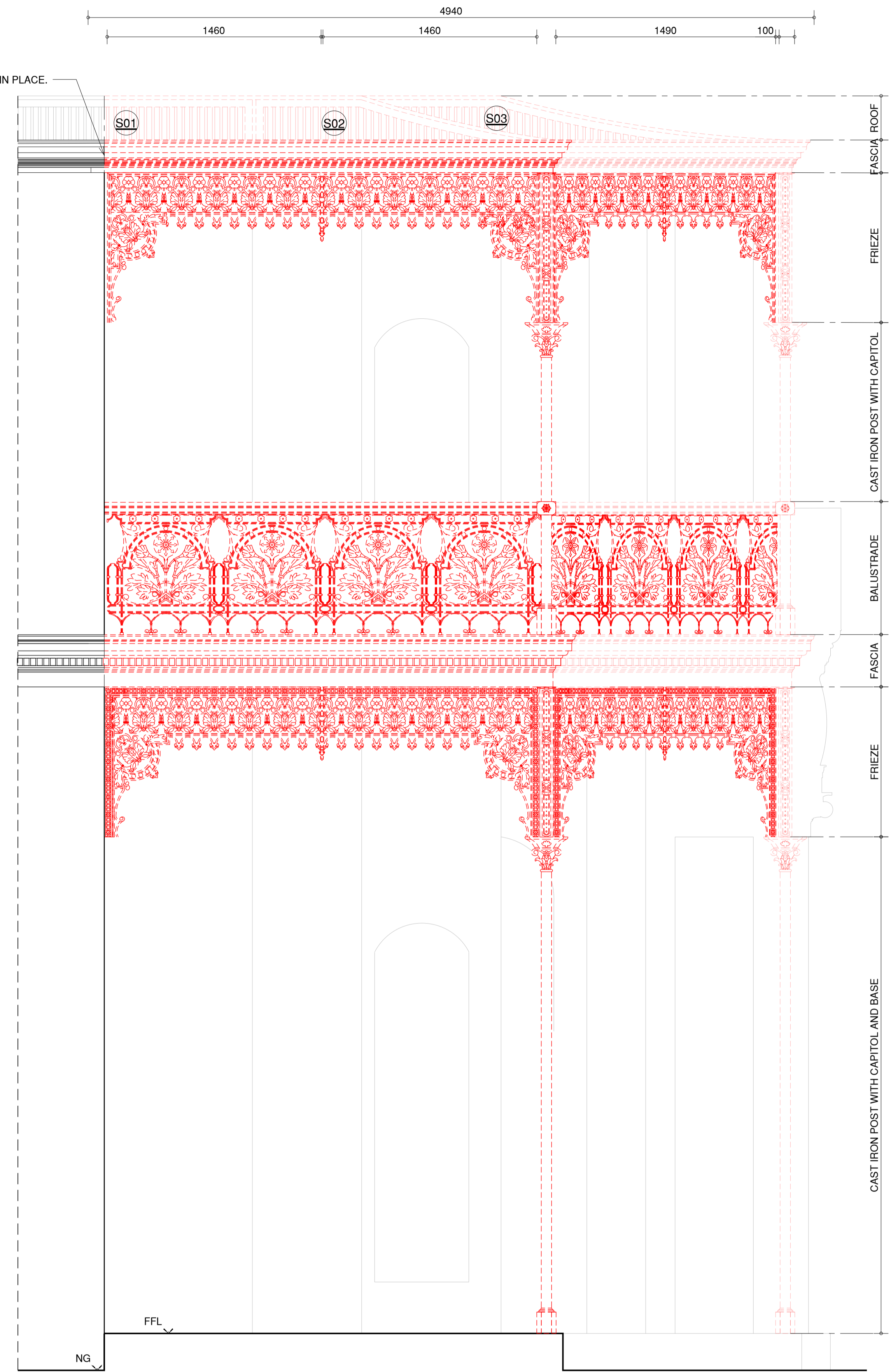
1. NO DIRECT FIXING TO THE HERITAGE FACADE IS ALLOWED.

DEMOLITION NOTES

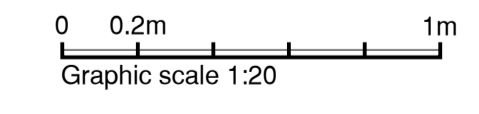
1. PRIOR TO COMMENCEMENT OF DEMOLITION WORKS, FULL ARCHIVAL RECORD OF EXISTING VERANDAH IS TO BE UNDERTAKEN, INCLUDING PHOTOGRAPHIC RECORD AS WELL AS THE PREPARATION OF EXISTING CONDITIONS DOCUMENTATION.
2. CONTRACTOR IS TO REMOVE ALL RUBBLE, DUST AND DEBRIS FROM THE SITE AND DISPOSE OF IN ACCORDANCE WITH RELEVANT AUTHORITIES REGULATIONS AND GUIDELINES.
3. CONTRACTOR IS TO RECORD, IDENTIFY AND NUMBER ALL SALVAGED ITEMS INCLUDING PHOTOGRAPHIC RECORD SHOWING ORIGINAL LOCATION AND CONDITION OF THE HERITAGE FABRIC AFTER REMOVAL. A SALVAGED ITEM REGISTER IS TO BE ISSUED FOR REVIEW AND APPROVAL BY CONSERVATION ARCHITECT PRIOR TO THE COMMENCEMENT OF DEMOLITION WORKS. THE REGISTER MUST BE UPDATED AT ALL TIMES AND INCLUDE THE STORAGE LOCATION.
4. CONTRACTOR IS TO PRESENT ALL SALVAGED ITEMS AND ISSUE A SALVAGED ITEM REGISTER FOR REVIEW AND APPROVAL BY CONSERVATION ARCHITECT PRIOR TO THE COMMENCEMENT OF DEMOLITION WORKS.
5. THE AREA / PREMISE OF STORAGE OR THE PREMISE MUST BE SECURED AND WELL VENTILATED TO AVOID ANY DAMAGE TO THE FABRIC.



01 NORTH ELEVATION
A1@1:20

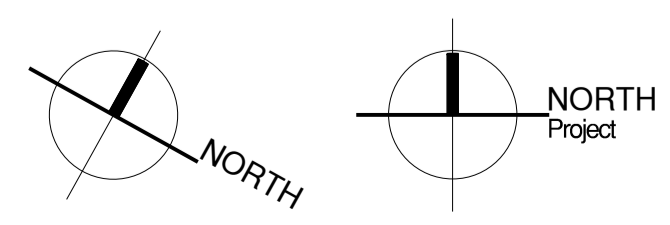


02 SOUTH ELEVATION
A1@1:20



DISCLAIMER: Check and verify all dimensions prior to commencement of work. Seek clarification of inconsistencies / conflicts. Do not scale from the drawing. Any form of reproduction of this drawing in full or in part, without written permission of Conservation Studio Australia Pty Ltd constitutes an infringement of copyright. © This drawing is copyright and shall remain the property of Conservation Studio Australia Pty Ltd.

REVISION	DATE	DESCRIPTION
A	21.08.2025	DRAFT ISSUE TO CLIENT
B	02.03.2025	ISSUE TO CLIENT



FOR INFORMATION ONLY

CLIENT:

 Level 32, Tower 2, 727 Collins Street,
 Melbourne, VIC, 3008

ARCHITECT:
conservation studio
 The Block Arcade - Level 4 - Suite 421
 282-284 Collins Street Melbourne VIC 3000
 contact@conservationstudio.com.au
 ABEV 51907 ABN 85 635 338 233

PROJECT: ELIM HOUSE VERANDAH
ADDRESS: 29 ERIN STREET, RICHMOND, VIC, 3121
PROJECT NO.: 25054
DRAWN: CB **CHECKED:** DB

DRAWING TITLE: ELIM HOUSE VERANDAH
 EXISTING & DEMOLITION
 NORTH & SOUTH ELEVATIONS
REVISION: B **DRAWING NO.:** 25054.1.04
SCALE: 1:20@A1

GENERAL

- GENERAL**
- DEMOLISH
 - DISMANTLE/REINSTATE TO SAME LOCATION
 - SALVAGE FOR RE-USE
 - PROTECT
 - REFER TO ARCHITECT DOCUMENTATION
- SURVEY**
- TITLE BOUNDARY
 - CONTOUR LINE
 - LEVEL
- CONDITION**
- X = eXisting
 - D = Demolition
 - S = Salvage
 - N = New
- SYMBOL**
- EXISTING CAST IRON POST + NUMBERING
 - EXISTING CEILING PENDANT
 - EXISTING SECURITY SYSTEM
- FINISHES**
- EXISTING TIMBER LINED CEILING
 - EXISTING RENDER FINISH

ROOF

- GENERAL**
- SLOPE NUMBER
 - EXISTING EXHAUST VENT NUMBER
 - EXISTING DOWNPIPE NUMBER
 - EXISTING RAINWATER HEAD NUMBER
- ROOFING SYSTEM**
- EXISTING LEAD RIDGE
 - EXISTING LEAD COVER FLASHING
 - EXISTING LEAD ABUTMENT FLASHING
 - EXISTING LEAD STEP FLASHING
 - GALVANISED Z600 CORRUGATED ROOF
 - GALVANISED Z600 EAVE GUTTER
 - EXISTING WATERPROOF MEMBRANE

PROTECTION NOTES

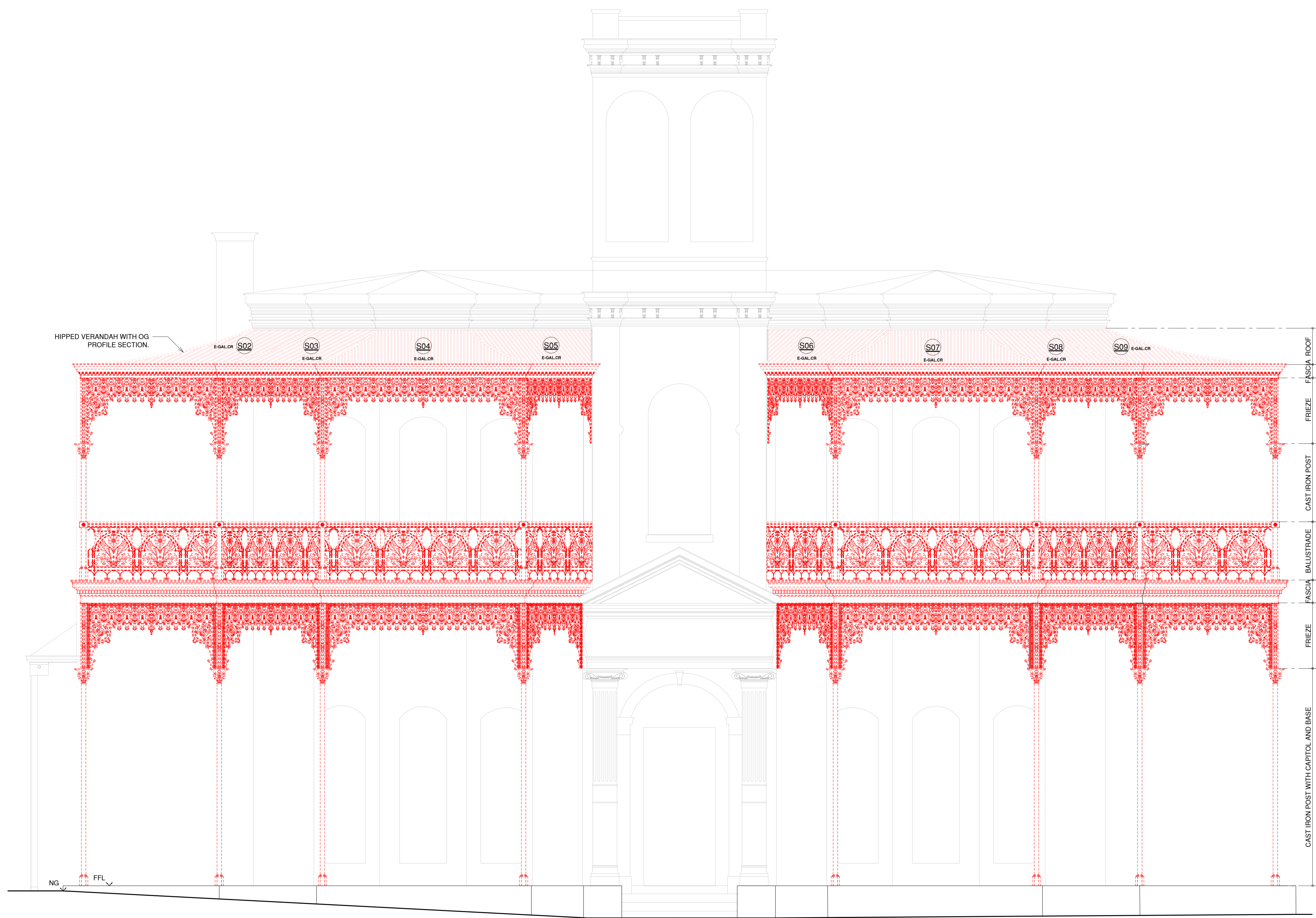
- CONTRACTOR IS TO UNDERTAKE PROTECTION OF THE WORKS AS REQUIRED BY LOCAL AUTHORITIES.
- CONTRACTOR TO ISSUE THE SHOP DRAWINGS AND THE METHODOLOGY OF INSTALLATION OF PROTECTION WORKS FOR REVIEW AND APPROVAL BY CONSERVATION ARCHITECT PRIOR COMMENCEMENT OF DEMOLITION WORKS. NOTE THAT SCAFFOLDING ALREADY ERECT ON SITE. ANY ADDITIONAL PROTECTION OR SCAFFOLDING REQUIRED TO BE REVIEWED AND APPROVED BY CONSERVATION ARCHITECT.
- ALL PROTECTION TO ANY RETAINED HERITAGE FABRIC IS TO BE IMPACT, WATER AND WEATHER RESISTANT TO AVOID ANY DAMAGE FROM OCCURRING.
- CONTRACTOR IS TO PROVIDE PROTECTION TO ALL EXISTING ADJACENT AREAS FOR THE DURATION OF THE WORKS.
- ALL PROTECTION ARE TO BE MAINTAINED IN GOOD CONDITION DURING CONSTRUCTION WORKS.

SCAFFOLDING NOTES

- NO DIRECT FIXING TO THE HERITAGE FACADE IS ALLOWED.

DEMOLITION NOTES

- PRIOR TO COMMENCEMENT OF DEMOLITION WORKS, FULL ARCHIVAL RECORD OF EXISTING VERANDAH IS TO BE UNDERTAKEN, INCLUDING PHOTOGRAPHIC RECORD AS WELL AS THE PREPARATION OF EXISTING CONDITIONS DOCUMENTATION.
- CONTRACTOR IS TO REMOVE ALL RUBBLE, DUST AND DEBRIS FROM THE SITE AND DISPOSE OF IN ACCORDANCE WITH RELEVANT AUTHORITIES REGULATIONS AND GUIDELINES.
- CONTRACTOR IS TO RECORD, IDENTIFY AND NUMBER ALL SALVAGED ITEMS INCLUDING PHOTOGRAPHIC RECORD SHOWING ORIGINAL LOCATION AND CONDITION OF THE HERITAGE FABRIC AFTER REMOVAL. A SALVAGED ITEM REGISTER IS TO BE ISSUED FOR REVIEW AND APPROVAL BY CONSERVATION ARCHITECT PRIOR TO THE COMMENCEMENT OF DEMOLITION WORKS. THE REGISTER MUST BE UPDATED AT ALL TIMES AND INCLUDE THE STORAGE LOCATION.
- CONTRACTOR IS TO PRESENT ALL SALVAGED ITEMS AND ISSUE A SALVAGED ITEM REGISTER FOR REVIEW AND APPROVAL BY CONSERVATION ARCHITECT PRIOR TO THE COMMENCEMENT OF DEMOLITION WORKS.
- THE AREA / PREMISE OF STORAGE OR THE PREMISE MUST BE SECURED AND WELL VENTILATED TO AVOID ANY DAMAGE TO THE FABRIC.

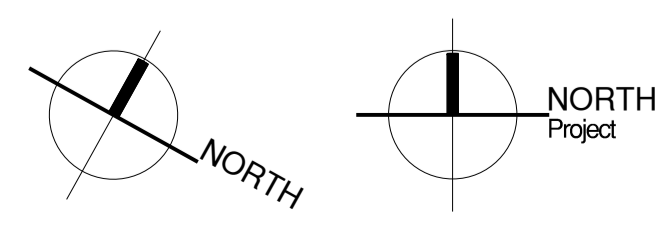


01 EAST ELEVATION
A1@1:30

0 0.1m 1m
Graphic scale 1:30

DISCLAIMER: Check and verify all dimensions prior to commencement of work. Seek clarification of inconsistencies / conflicts. Do not scale from the drawing. Any form of reproduction of this drawing in full or in part, without written permission of Conservation Studio Australia Pty Ltd constitutes an infringement of copyright. © This drawing is copyright and shall remain the property of Conservation Studio Australia Pty Ltd.

REVISION	DATE	DESCRIPTION
A	21.08.2025	DRAFT ISSUE TO CLIENT
B	02.03.2025	ISSUE TO CLIENT



FOR INFORMATION ONLY


CLIENT:

 Level 32, Tower 2, 727 Collins Street,
 Melbourne, VIC, 3008

ARCHITECT:
conservation studio
 The Block Arcade - Level 4 - Suite 421
 282-284 Collins Street Melbourne VIC 3000
 contact@conservationstudio.com.au
 ABEV 51907 ABN 85 635 338 233

PROJECT: ELIM HOUSE VERANDAH
ADDRESS: 29 ERIN STREET, RICHMOND, VIC, 3121
PROJECT NO.: 25054
DRAWN: CB **CHECKED:** DB

DRAWING TITLE: ELIM HOUSE VERANDAH
 EXISTING & DEMOLITION
 EAST ELEVATION
REVISION: B **DRAWING NO.:** 25054.1.05
SCALE: 1:30@A1



- GENERAL**
- DEMOLISH
 - DISMANTLE/REINSTATE TO SAME LOCATION
 - SALVAGE FOR RE-USE
 - PROTECT
 - REFER TO ARCHITECT DOCUMENTATION
- SURVEY**
- TITLE BOUNDARY
 - CONTOUR LINE
 - LEVEL
- CONDITION**
- X = eXisting
 - D = Demolition
 - S = Salvage
 - N = New
- SYMBOL**
- EXISTING CAST IRON POST + NUMBERING
 - EXISTING CEILING PENDANT
 - EXISTING SECURITY SYSTEM
- FINISHES**
- E-TL.C EXISTING TIMBER LINED CEILING
 - E-R EXISTING RENDER FINISH

- ROOF**
- GENERAL**
- SLOPE NUMBER
 - EXISTING EXHAUST VENT NUMBER
 - EXISTING DOWNPIPE NUMBER
 - EXISTING RAINWATER HEAD NUMBER
- ROOFING SYSTEM**
- E-L.R EXISTING LEAD RIDGE
 - E-L.CF EXISTING LEAD COVER FLASHING
 - E-L.AF EXISTING LEAD ABUTMENT FLASHING
 - E-L.SF EXISTING LEAD STEP FLASHING
 - E-GALCR GALVANISED Z600 CORRUGATED ROOF
 - E-GALEG GALVANISED Z600 EAVE GUTTER
 - E-WPM EXISTING WATERPROOF MEMBRANE

- PROTECTION NOTES**
- CONTRACTOR IS TO UNDERTAKE PROTECTION OF THE WORKS AS REQUIRED BY LOCAL AUTHORITIES.
 - CONTRACTOR TO ISSUE THE SHOP DRAWINGS AND THE METHODOLOGY OF INSTALLATION OF PROTECTION WORKS FOR REVIEW AND APPROVAL BY CONSERVATION ARCHITECT PRIOR COMMENCEMENT OF DEMOLITION WORKS. NOTE THAT SCAFFOLDING ALREADY ERECT ON SITE. ANY ADDITIONAL PROTECTION OR SCAFFOLDING REQUIRED TO BE REVIEWED AND APPROVED BY CONSERVATION ARCHITECT.
 - ALL PROTECTION TO ANY RETAINED HERITAGE FABRIC IS TO BE IMPACT, WATER AND WEATHER RESISTANT TO AVOID ANY DAMAGE FROM OCCURRING.
 - CONTRACTOR IS TO PROVIDE PROTECTION TO ALL EXISTING ADJACENT AREAS FOR THE DURATION OF THE WORKS.
 - ALL PROTECTION ARE TO BE MAINTAINED IN GOOD CONDITION DURING CONSTRUCTION WORKS.

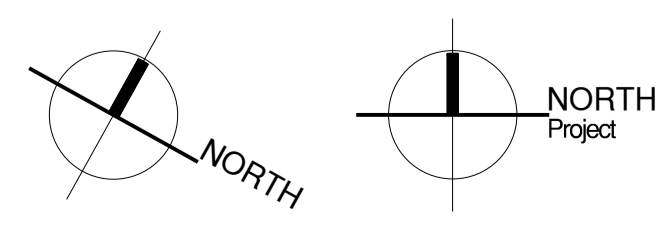
- SCAFFOLDING NOTES**
- NO DIRECT FIXING TO THE HERITAGE FACADE IS ALLOWED.

- DEMOLITION NOTES**
- PRIOR TO COMMENCEMENT OF DEMOLITION WORKS, FULL ARCHIVAL RECORD OF EXISTING VERANDAH IS TO BE UNDERTAKEN, INCLUDING PHOTOGRAPHIC RECORD AS WELL AS THE PREPARATION OF EXISTING CONDITIONS DOCUMENTATION.
 - CONTRACTOR IS TO REMOVE ALL RUBBLE, DUST AND DEBRIS FROM THE SITE AND DISPOSE OF IN ACCORDANCE WITH RELEVANT AUTHORITIES REGULATIONS AND GUIDELINES.
 - CONTRACTOR IS TO RECORD, IDENTIFY AND NUMBER ALL SALVAGED ITEMS INCLUDING PHOTOGRAPHIC RECORD SHOWING ORIGINAL LOCATION AND CONDITION OF THE HERITAGE FABRIC AFTER REMOVAL. A SALVAGED ITEM REGISTER IS TO BE ISSUED FOR REVIEW AND APPROVAL BY CONSERVATION ARCHITECT PRIOR TO THE COMMENCEMENT OF DEMOLITION WORKS. THE REGISTER MUST BE UPDATED AT ALL TIMES AND INCLUDE THE STORAGE LOCATION.
 - CONTRACTOR IS TO PRESENT ALL SALVAGED ITEMS AND ISSUE A SALVAGED ITEM REGISTER FOR REVIEW AND APPROVAL BY CONSERVATION ARCHITECT PRIOR TO THE COMMENCEMENT OF DEMOLITION WORKS.
 - THE AREA / PREMISE OF STORAGE OR THE PREMISE MUST BE SECURED AND WELL VENTILATED TO AVOID ANY DAMAGE TO THE FABRIC.

01 PANEL A A1@1:20 02 PANEL B A1@1:20 03 PANEL C A1@1:20 04 PANEL D A1@1:20 05 PANEL E A1@1:20

DISCLAIMER: Check and verify all dimensions prior to commencement of work. Seek clarification of inconsistencies / conflicts. Do not scale from the drawing. Any form of reproduction of this drawing in full or in part, without written permission of Conservation Studio Australia Pty Ltd constitutes an infringement of copyright. © This drawing is copyright and shall remain the property of Conservation Studio Australia Pty Ltd.

REVISION	DATE	DESCRIPTION
A	21.08.2025	DRAFT ISSUE TO CLIENT
B	02.03.2025	ISSUE TO CLIENT



FOR INFORMATION ONLY

CLIENT:

Level 32, Tower 2, 727 Collins Street, Melbourne, VIC, 3008

ARCHITECT:

conservation studio

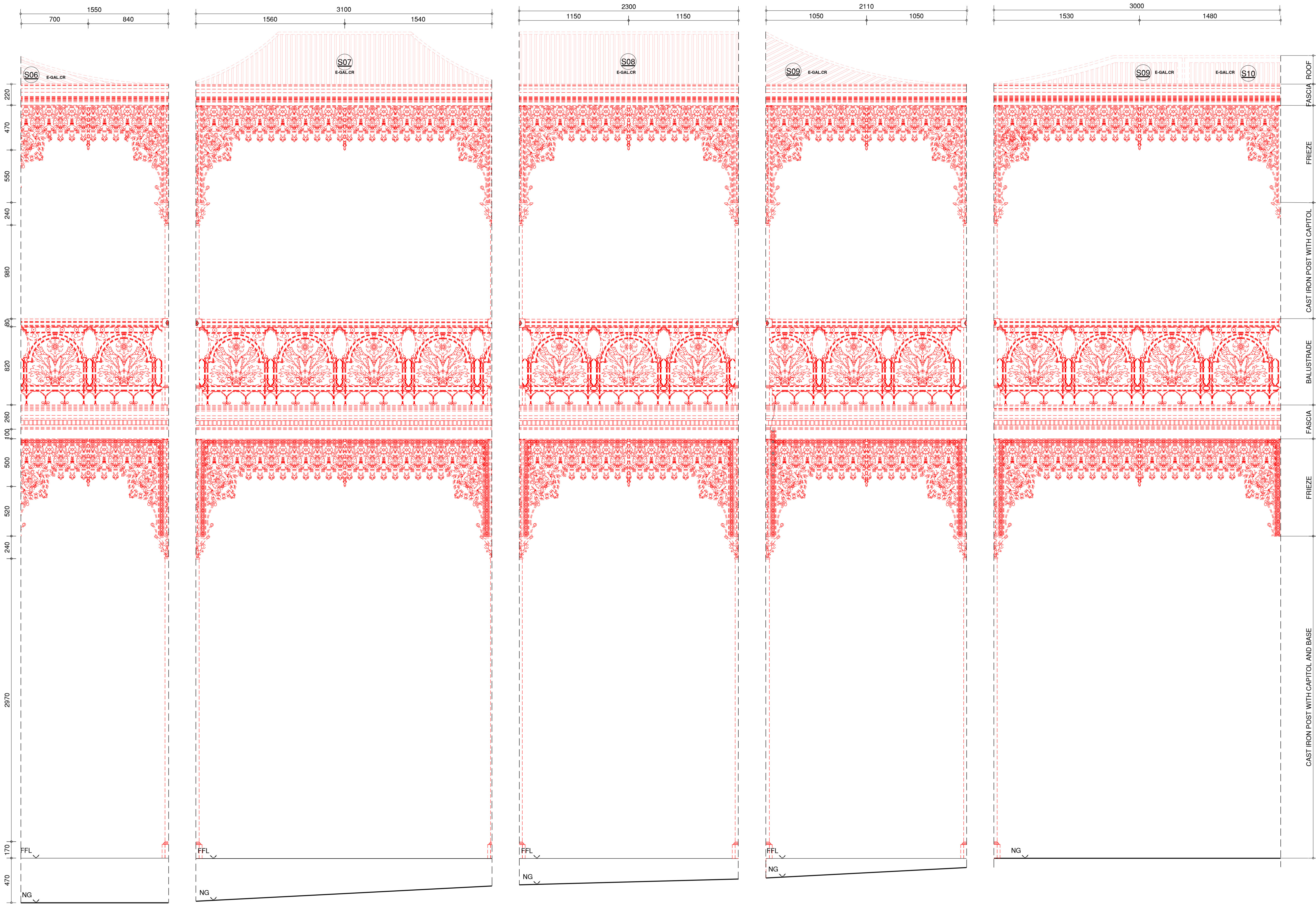
The Block Arcade - Level 4 - Suite 421
282-284 Collins Street Melbourne VIC 3000
contact@conservationstudio.com.au
ARBY 51907 ABN 85 635 338 233

PROJECT: ELIM HOUSE VERANDAH
ADDRESS: 29 ERIN STREET, RICHMOND, VIC, 3121

PROJECT NO.: 25054
DRAWN: CB **CHECKED:** DB

DRAWING TITLE: ELIM HOUSE VERANDAH EXISTING & DEMOLITION UN-FOLDED ELEVATIONS

REVISION: B **DRAWING NO.:** 25054.1.06
SCALE: 1:20@A1



- GENERAL**
- DEMOLISH
 - DISMANTLE/REINSTATE TO SAME LOCATION
 - SALVAGE FOR RE-USE
 - PROTECT
 - REFER TO ARCHITECT DOCUMENTATION
- SURVEY**
- TITLE BOUNDARY
 - CONTOUR LINE
 - LEVEL
- CONDITION**
- X = eXisting
 - D = Demolition
 - S = Salvage
 - N = New
- SYMBOL**
- EXISTING CAST IRON POST + NUMBERING
 - EXISTING CEILING PENDANT
 - EXISTING SECURITY SYSTEM
- FINISHES**
- E-TL.C EXISTING TIMBER LINED CEILING
 - E-R EXISTING RENDER FINISH

- ROOF**
- GENERAL**
- SLOPE NUMBER
 - EXISTING EXHAUST VENT NUMBER
 - EXISTING DOWNPIPE NUMBER
 - EXISTING RAINWATER HEAD NUMBER
- ROOFING SYSTEM**
- E-L.R EXISTING LEAD RIDGE
 - E-L.CF EXISTING LEAD COVER FLASHING
 - E-L.AF EXISTING LEAD ABUTMENT FLASHING
 - E-L.SF EXISTING LEAD STEP FLASHING
 - E-GAL.CR GALVANISED Z600 CORRUGATED ROOF
 - E-GAL.EG GALVANISED Z600 EAVE GUTTER
 - E-WPM EXISTING WATERPROOF MEMBRANE

- PROTECTION NOTES**
- CONTRACTOR IS TO UNDERTAKE PROTECTION OF THE WORKS AS REQUIRED BY LOCAL AUTHORITIES.
 - CONTRACTOR TO ISSUE THE SHOP DRAWINGS AND THE METHODOLOGY OF INSTALLATION OF PROTECTION WORKS FOR REVIEW AND APPROVAL BY CONSERVATION ARCHITECT PRIOR COMMENCEMENT OF DEMOLITION WORKS. NOTE THAT SCAFFOLDING ALREADY ERECT ON SITE. ANY ADDITIONAL PROTECTION OR SCAFFOLDING REQUIRED TO BE REVIEWED AND APPROVED BY CONSERVATION ARCHITECT.
 - ALL PROTECTION TO ANY RETAINED HERITAGE FABRIC IS TO BE IMPACT, WATER AND WEATHER RESISTANT TO AVOID ANY DAMAGE FROM OCCURRING.
 - CONTRACTOR IS TO PROVIDE PROTECTION TO ALL EXISTING ADJACENT AREAS FOR THE DURATION OF THE WORKS.
 - ALL PROTECTION ARE TO BE MAINTAINED IN GOOD CONDITION DURING CONSTRUCTION WORKS.

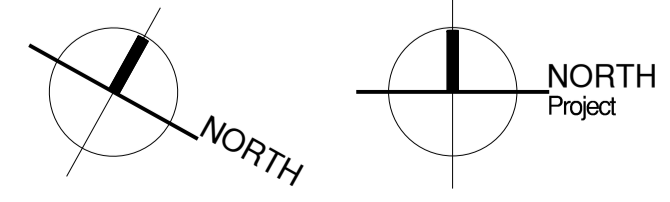
- SCAFFOLDING NOTES**
- NO DIRECT FIXING TO THE HERITAGE FACADE IS ALLOWED.

- DEMOLITION NOTES**
- PRIOR TO COMMENCEMENT OF DEMOLITION WORKS, FULL ARCHIVAL RECORD OF EXISTING VERANDAH IS TO BE UNDERTAKEN, INCLUDING PHOTOGRAPHIC RECORD AS WELL AS THE PREPARATION OF EXISTING CONDITIONS DOCUMENTATION.
 - CONTRACTOR IS TO REMOVE ALL RUBBLE, DUST AND DEBRIS FROM THE SITE AND DISPOSE OF IN ACCORDANCE WITH RELEVANT AUTHORITIES REGULATIONS AND GUIDELINES.
 - CONTRACTOR IS TO RECORD, IDENTIFY AND NUMBER ALL SALVAGED ITEMS INCLUDING PHOTOGRAPHIC RECORD SHOWING ORIGINAL LOCATION AND CONDITION OF THE HERITAGE FABRIC AFTER REMOVAL. A SALVAGED ITEM REGISTER IS TO BE ISSUED FOR REVIEW AND APPROVAL BY CONSERVATION ARCHITECT PRIOR TO THE COMMENCEMENT OF DEMOLITION WORKS. THE REGISTER MUST BE UPDATED AT ALL TIMES AND INCLUDE THE STORAGE LOCATION.
 - CONTRACTOR IS TO PRESENT ALL SALVAGED ITEMS AND ISSUE A SALVAGED ITEM REGISTER FOR REVIEW AND APPROVAL BY CONSERVATION ARCHITECT PRIOR TO THE COMMENCEMENT OF DEMOLITION WORKS.
 - THE AREA / PREMISE OF STORAGE OR THE PREMISE MUST BE SECURED AND WELL VENTILATED TO AVOID ANY DAMAGE TO THE FABRIC.

01 PANEL F A1@1:20 02 PANEL G A1@1:20 03 PANEL H A1@1:20 04 PANEL I A1@1:20 05 PANEL J A1@1:20

DISCLAIMER: Check and verify all dimensions prior to commencement of work. Seek clarification of inconsistencies / conflicts. Do not scale from the drawing. Any form of reproduction of this drawing in full or in part, without written permission of Conservation Studio Australia Pty Ltd constitutes an infringement of copyright. © This drawing is copyright and shall remain the property of Conservation Studio Australia Pty Ltd.

REVISION	DATE	DESCRIPTION
A	21.08.2025	DRAFT ISSUE TO CLIENT
B	02.03.2025	ISSUE TO CLIENT



FOR INFORMATION ONLY

CLIENT:

 Level 32, Tower 2, 727 Collins Street, Melbourne, VIC, 3008

ARCHITECT:
conservation studio
 The Block Arcade - Level 4 - Suite 421
 282-284 Collins Street Melbourne VIC 3000
 contact@conservationstudio.com.au
 ARBV 51907 ABN 85 635 338 233

PROJECT: ELIM HOUSE VERANDAH
ADDRESS: 29 ERIN STREET, RICHMOND, VIC, 3121
PROJECT NO.: 25054
DRAWN: CB **CHECKED:** DB

DRAWING TITLE: ELIM HOUSE VERANDAH EXISTING & DEMOLITION UNFOLDED ELEVATIONS
REVISION: B **DRAWING NO.:** 25054.1.07
SCALE: 1:20@A1

GENERAL

- GENERAL**
- DEMOLISH
 - - - DISMANTLE/REINSTATE TO SAME LOCATION
 - - - SALVAGE FOR RE-USE
 - - - PROTECT
 - - - REFER TO ARCHITECT DOCUMENTATION

- SURVEY**
- - - TITLE BOUNDARY
 - - - CONTOUR LINE
 - +0.51 LEVEL

- CONDITION**
- X- = eXisting
 - D- = Demolition
 - S- = Salvage
 - N- = New

- SYMBOL**
- CI-P0.01 EXISTING CAST IRON POST + NUMBERING
 - X-Cp.01 EXISTING CEILING PENDANT
 - X-SS.1 EXISTING SECURITY SYSTEM

- FINISHES**
- E-TL.C EXISTING TIMBER LINED CEILING
 - E-R EXISTING RENDER FINISH

ROOF

- GENERAL**
- (SXX) SLOPE NUMBER
 - (EV.01) EXISTING EXHAUST VENT NUMBER
 - (X-DP.01) EXISTING DOWNSPIPE NUMBER
 - (X-RWH.01) EXISTING RAINWATER HEAD NUMBER

- ROOFING SYSTEM**
- E-L.R EXISTING LEAD RIDGE
 - E-L.CF EXISTING LEAD COVER FLASHING
 - E-L.AF EXISTING LEAD ABUTMENT FLASHING
 - E-L.SF EXISTING LEAD STEP FLASHING
 - E-GAL.CR GALVANISED Z600 CORRUGATED FLOOR
 - E-GAL.EG GALVANISED Z600 EAVE GUTTER
 - E-WPM EXISTING WATERPROOF MEMBRANE

PROTECTION NOTES

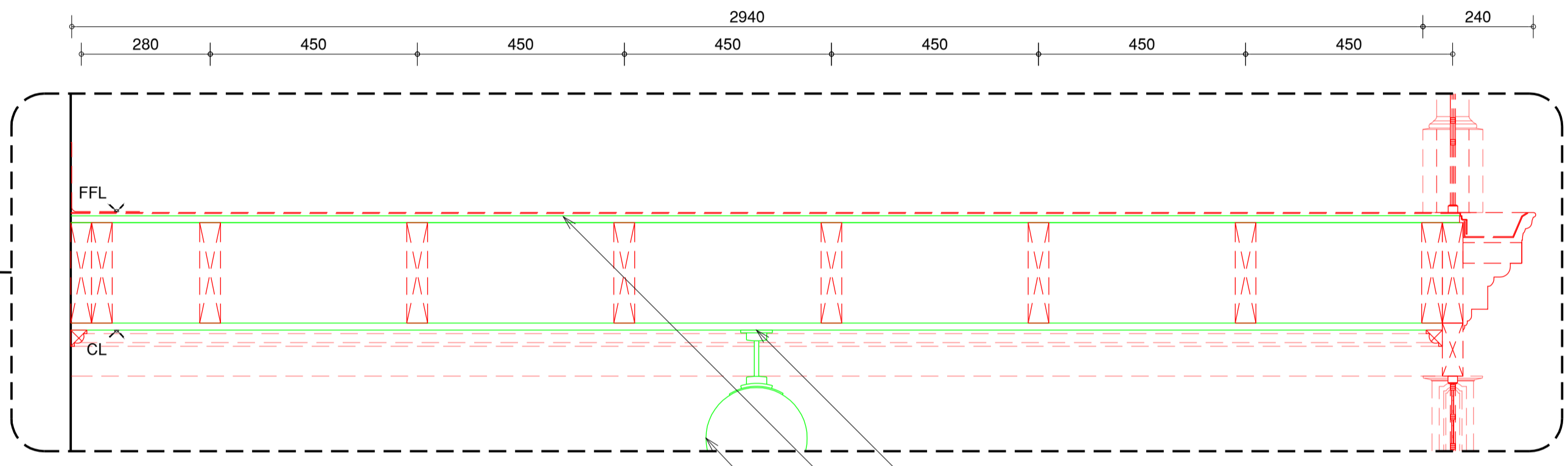
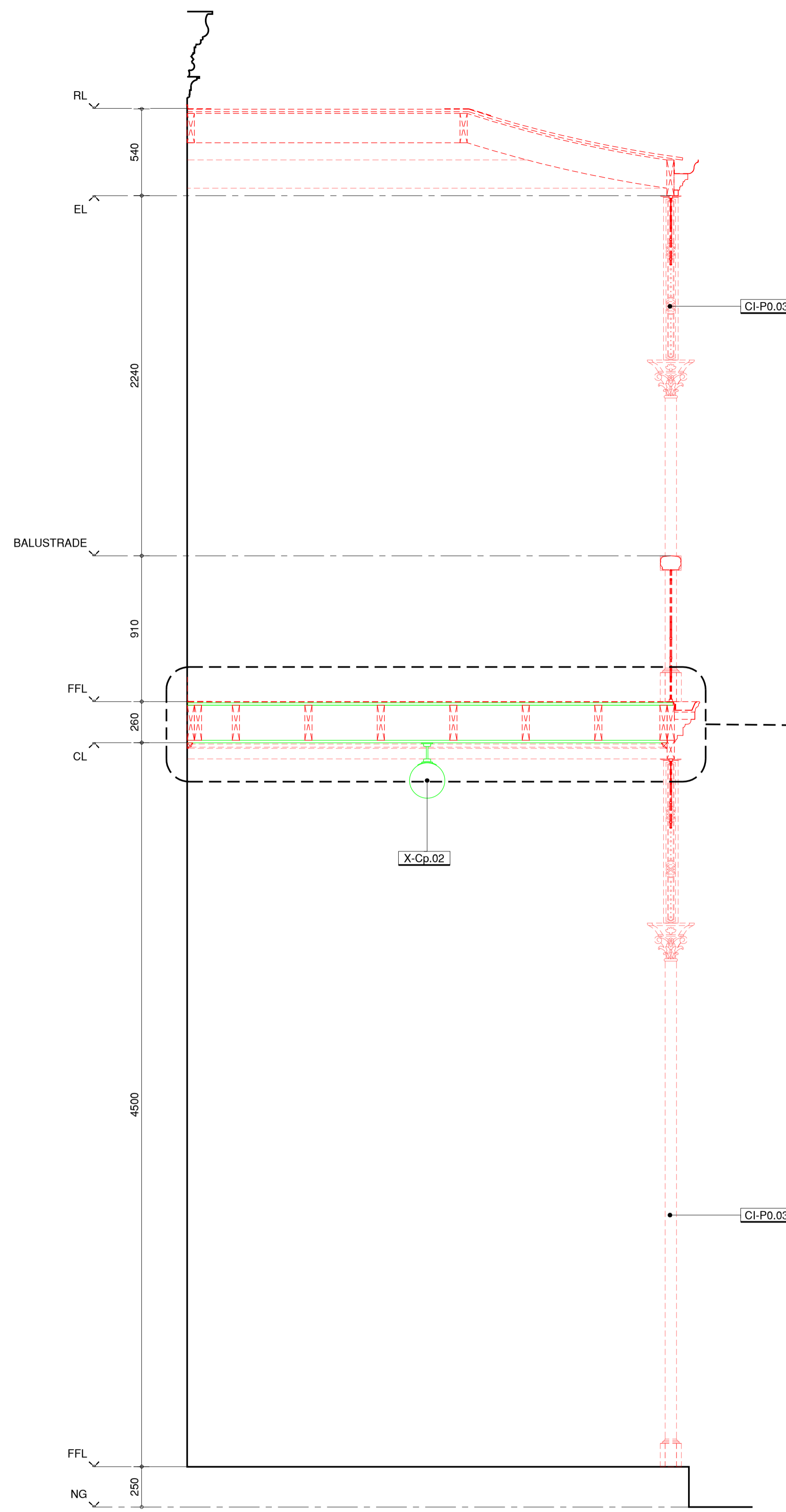
1. CONTRACTOR IS TO UNDERTAKE PROTECTION OF THE WORKS AS REQUIRED BY LOCAL AUTHORITIES.
2. CONTRACTOR TO ISSUE THE SHOP DRAWINGS AND THE METHODOLOGY OF INSTALLATION OF PROTECTION WORKS FOR REVIEW AND APPROVAL BY CONSERVATION ARCHITECT PRIOR COMMENCEMENT OF DEMOLITION WORKS. NOTE THAT SCAFFOLDING ALREADY ERECT ON SITE. ANY ADDITIONAL PROTECTION OR SCAFFOLDING REQUIRED TO BE REVIEWED AND APPROVED BY CONSERVATION ARCHITECT.
3. ALL PROTECTION TO ANY RETAINED HERITAGE FABRIC IS TO BE IMPACT, WATER AND WEATHER RESISTANT TO AVOID ANY DAMAGE FROM OCCURRING.
4. CONTRACTOR IS TO PROVIDE PROTECTION TO ALL EXISTING ADJACENT AREAS FOR THE DURATION OF THE WORKS.
5. ALL PROTECTION ARE TO BE MAINTAINED IN GOOD CONDITION DURING CONSTRUCTION WORKS.

SCAFFOLDING NOTES

1. NO DIRECT FIXING TO THE HERITAGE FACADE IS ALLOWED.

DEMOLITION NOTES

1. PRIOR TO COMMENCEMENT OF DEMOLITION WORKS, FULL ARCHIVAL RECORD OF EXISTING VERANDAH IS TO BE UNDERTAKEN, INCLUDING PHOTOGRAPHIC RECORD AS WELL AS THE PREPARATION OF EXISTING CONDITIONS DOCUMENTATION.
2. CONTRACTOR IS TO REMOVE ALL RUBBLE, DUST AND DEBRIS FROM THE SITE AND DISPOSE OF IN ACCORDANCE WITH RELEVANT AUTHORITIES REGULATIONS AND GUIDELINES.
3. CONTRACTOR IS TO RECORD, IDENTIFY AND NUMBER ALL SALVAGED ITEMS INCLUDING PHOTOGRAPHIC RECORD SHOWING ORIGINAL LOCATION AND CONDITION OF THE HERITAGE FABRIC AFTER REMOVAL. A SALVAGED ITEM REGISTER IS TO BE ISSUED FOR REVIEW AND APPROVAL BY CONSERVATION ARCHITECT PRIOR TO THE COMMENCEMENT OF DEMOLITION WORKS. THE REGISTER MUST BE UPDATED AT ALL TIMES AND INCLUDE THE STORAGE LOCATION.
4. CONTRACTOR IS TO PRESENT ALL SALVAGED ITEMS AND ISSUE A SALVAGED ITEM REGISTER FOR REVIEW AND APPROVAL BY CONSERVATION ARCHITECT PRIOR TO THE COMMENCEMENT OF DEMOLITION WORKS.
5. THE AREA / PREMISE OF STORAGE OR THE PREMISE MUST BE SECURED AND WELL VENTILATED TO AVOID ANY DAMAGE TO THE FABRIC.



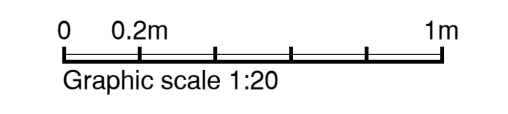
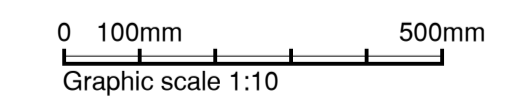
02 SECTION AT INTERMEDIATE FLOOR
A1@1:10

TIMBER LINING TO UNDERSIDE OF INTERMEDIATE FLOOR TO BE CAREFULLY DISMANTLED AND RETAINED ON SITE FOR CONSERVATION ARCHITECT TO REVIEW. TIMBER LINING TO BE SALVAGED FOR REINSTATEMENT WHERE POSSIBLE.

TO INTERMEDIATE TIMBER FLOOR, WATERPROOFING MEMBRANE RUBBER SHEETING HAS BEEN APPLIED OVER, UPON REMOVAL OF MEMBRANE, CONSERVATION ARCHITECT TO INSPECT CONDITION OF TIMBER FLOOR BOARDS FOR POTENTIAL REINSTATEMENT.

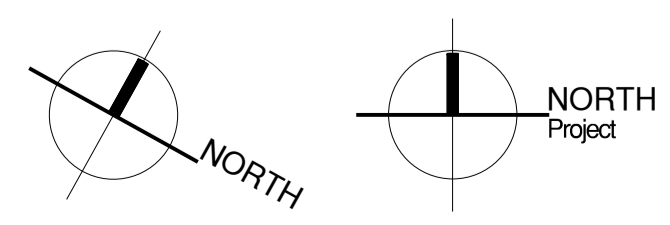
ISOLATE AND DISCONNECT POWER SUPPLY TO VERANDAH PRIOR TO THE COMMENCEMENT OF DEMOLITION WORKS. CAREFULLY REMOVE EXISTING CABLING, LIGHT FITTINGS AND THE LIKE. TO BE STORED ON SITE FOR REINSTATEMENT WHERE FEASIBLE.

01 SECTION TYPICAL
A1@1:20



DISCLAIMER: Check and verify all dimensions prior to commencement of work. Seek clarification of inconsistencies / conflicts. Do not scale from the drawing. Any form of reproduction of this drawing in full or in part, without written permission of Conservation Studio Australia Pty Ltd constitutes an infringement of copyright. © This drawing is copyright and shall remain the property of Conservation Studio Australia Pty Ltd.

REVISION	DATE	DESCRIPTION
A	21.08.2025	DRAFT ISSUE TO CLIENT
B	02.03.2025	ISSUE TO CLIENT



FOR INFORMATION ONLY

CLIENT:

Level 32, Tower 2, 727 Collins Street, Melbourne, VIC, 3008

ARCHITECT: **conservation studio**

The Block Arcade - Level 4 - Suite 421
282-284 Collins Street Melbourne VIC 3000
contact@conservationstudio.com.au
ARBV 51907 ABN 85 635 338 233

PROJECT: **ELIM HOUSE VERANDAH**

ADDRESS: **29 ERIN STREET, RICHMOND, VIC, 3121**

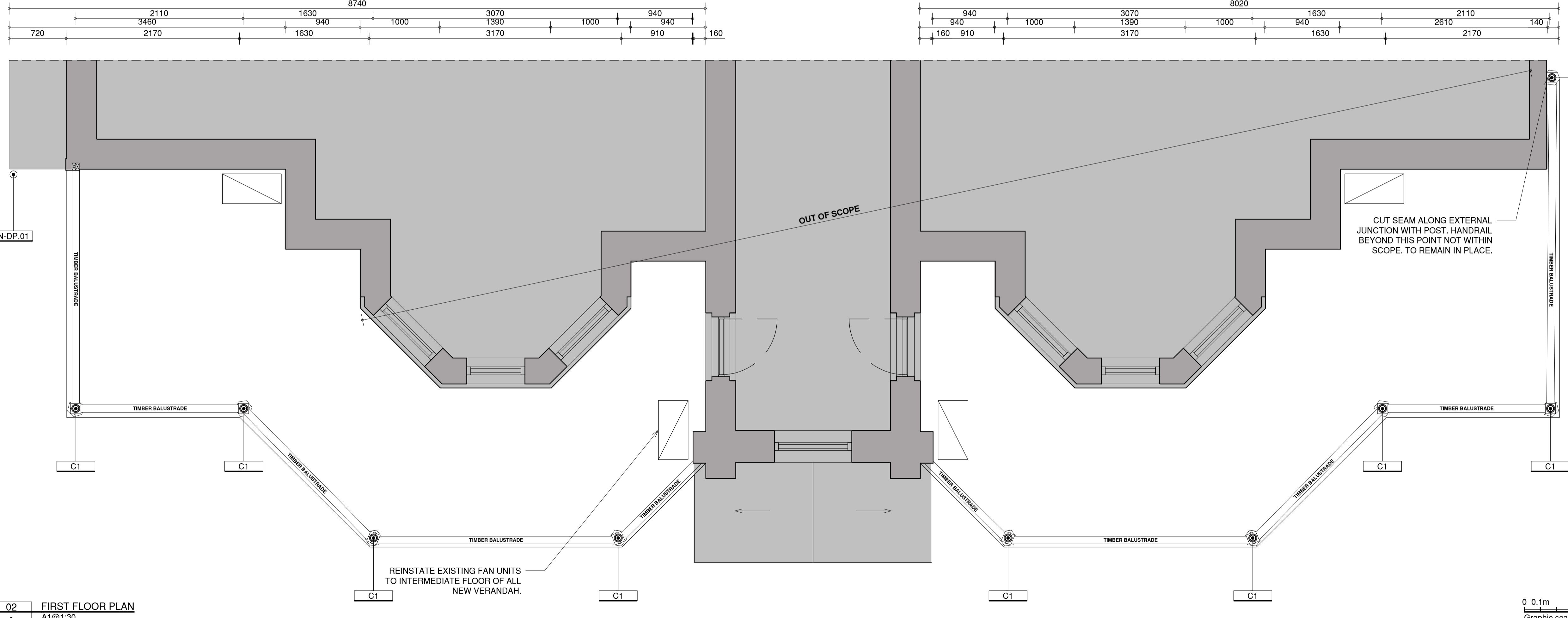
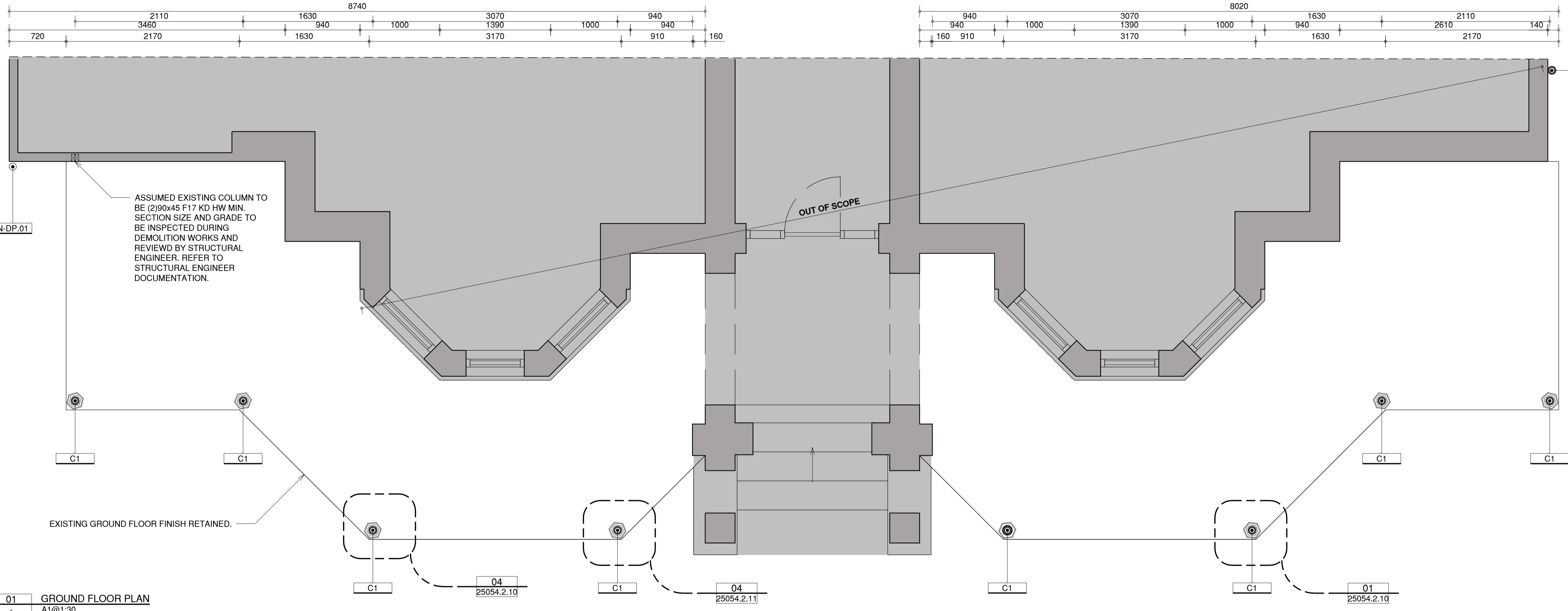
PROJECT NO.: **25054**

DRAWN: CB **CHECKED:** DB

DRAWING TITLE: ELIM HOUSE VERANDAH EXISTING & DEMOLITION SECTIONS

REVISION: B **DRAWING NO.:** **25054.1.08**

SCALE: 1:20@A1

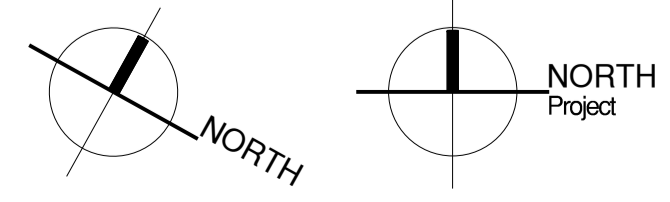


- GENERAL**
- DEMOLISH
 - DISMANTLE/REINSTATE TO SAME LOCATION
 - SALVAGE FOR RE-USE
 - PROTECT
 - REFER TO ARCHITECT DOCUMENTATION
- SURVEY**
- TITLE BOUNDARY
 - CONTOUR LINE
 - LEVEL
- CONDITION**
- X = eXisting
 - D = Demolition
 - S = Salvage
 - N = New
- SYMBOL**
- NEW CAST IRON POST + NUMBERING
 - EXISTING CEILING PENDANT
 - EXISTING SECURITY SYSTEM

- STRUCTURAL**
- GENERAL**
- FB1 240x45 F17 CLASS 1 KD HW BEAM
 - FB2 (2)240x45 F17 CLASS 1 KD HW BEAM
 - RB1 175x42 SMART LVL 15 H3 TREATED BEAM
 - RB2 220x45 F17 CLASS 1 KD HW BEAM
 - RB3 180x45 F17 CLASS 1 KD HW BEAM
 - WP1 220x45 F17 CLASS 1 KD HW WALING PLATE
 - WP2 180x45 F17 CLASS 1 KD HW BEAM
 - EB EXISTING BEAM
 - C1 1000x12 THICK CAST IRON COLUMN
 - FJ1 220x45 AT 450 CTRS F17 CLASS 1 KD HW JOIST
- *REFER TO STRUCTURAL ENGINEER DOCUMENTATION

DISCLAIMER: Check and verify all dimensions prior to commencement of work. Seek clarification of inconsistencies / conflicts. Do not scale from the drawing. Any form of reproduction of this drawing in full or in part, without written permission of Conservation Studio Australia Pty Ltd constitutes an infringement of copyright. © This drawing is copyright and shall remain the property of Conservation Studio Australia Pty Ltd.

REVISION	DATE	DESCRIPTION
A	21.08.2025	DRAFT ISSUE TO CLIENT
B	02.03.2025	ISSUE TO CLIENT



FOR INFORMATION ONLY

CLIENT:

Level 32, Tower 2, 727 Collins Street, Melbourne, VIC, 3008

ARCHITECT:

conservation studio

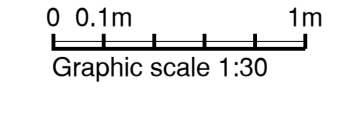
The Block Arcade - Level 4 - Suite 421
282-284 Collins Street Melbourne VIC 3000
contact@conservationstudio.com.au
ARBV 51907 ABN 65 635 338 233

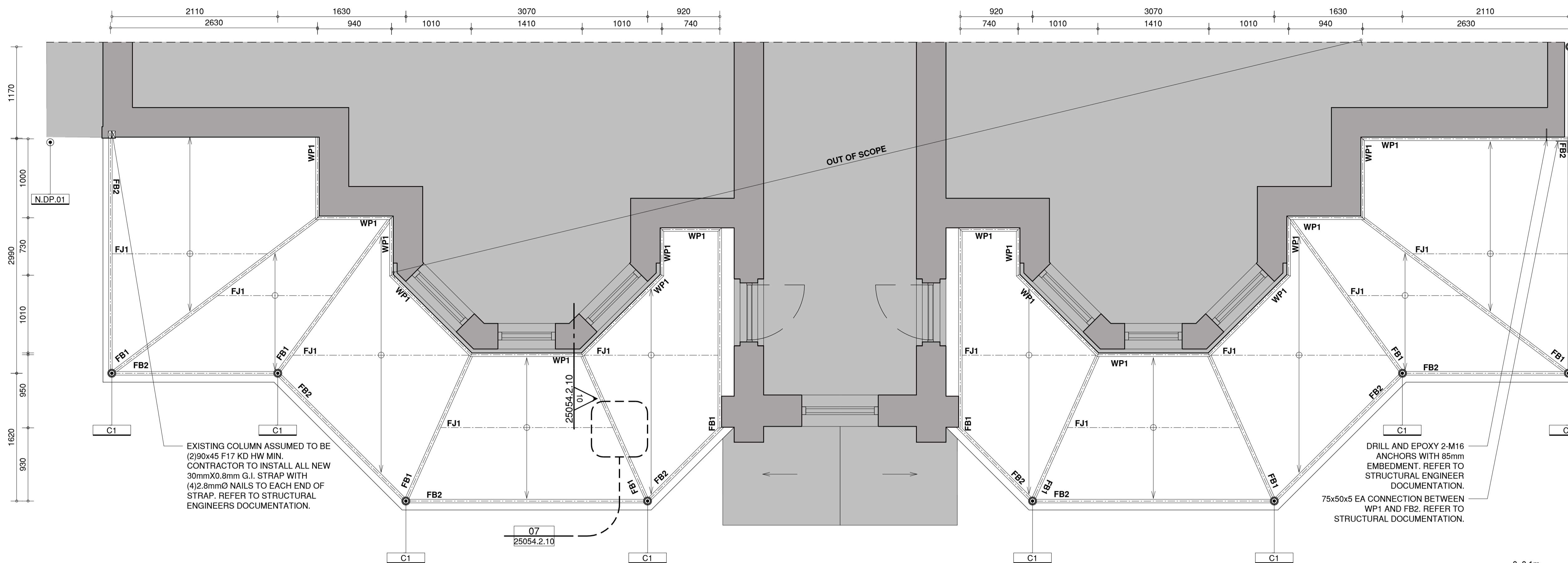
PROJECT: ELIM HOUSE VERANDAH
ADDRESS: 29 ERIN STREET, RICHMOND, VIC, 3121

PROJECT NO.: 25054
DRAWN: CB **CHECKED:** DB

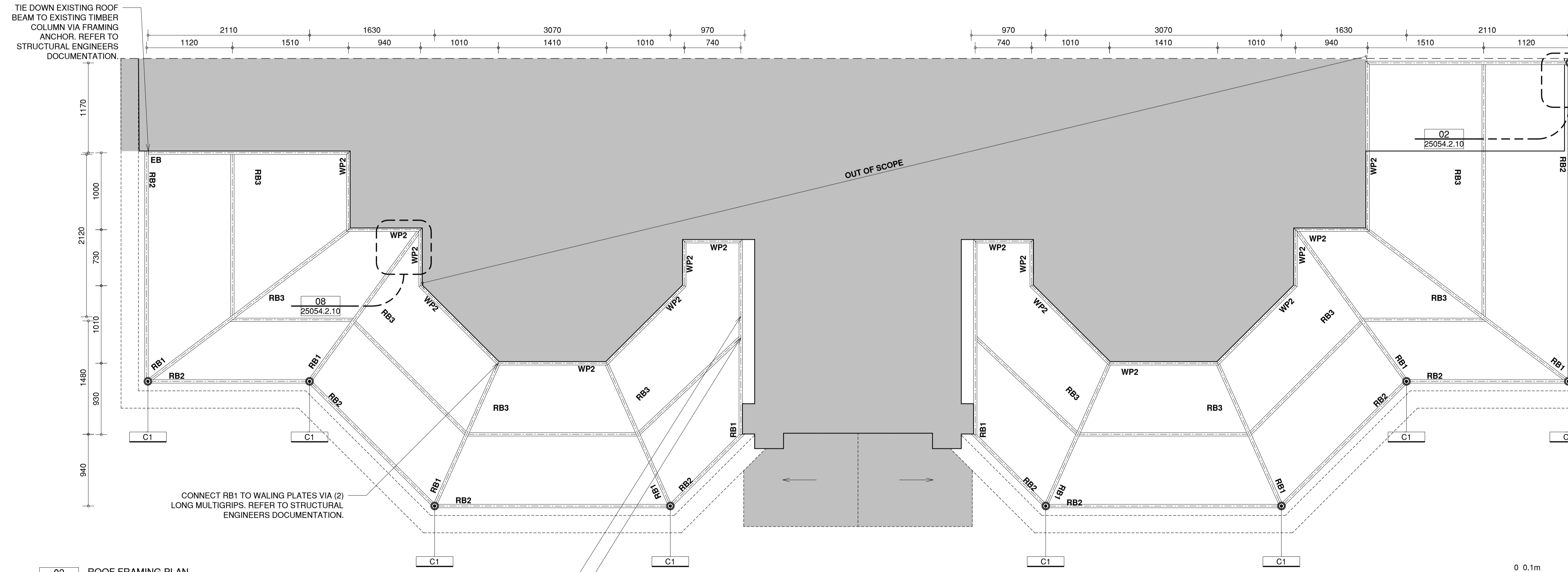
DRAWING TITLE: ELIM HOUSE VERANDAH
PROPOSED
GROUND & FIRST FLOOR PLAN

REVISION: B **DRAWING NO.:** 25054.2.01
SCALE: 1:30@A1





01 FIRST FLOOR FRAMING PLAN
A1@1:30



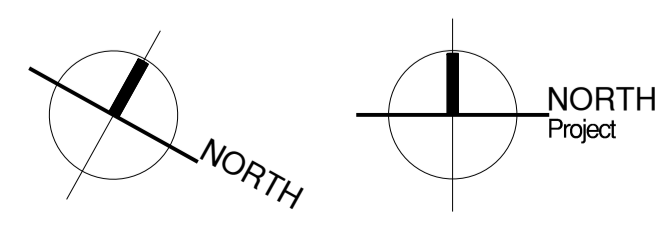
02 ROOF FRAMING PLAN
A1@1:30

- GENERAL**
- DEMOLISH
 - DISMANTLE/REINSTATE TO SAME LOCATION
 - SALVAGE FOR RE-USE
 - PROTECT
 - REFER TO ARCHITECT DOCUMENTATION
- SURVEY**
- TITLE BOUNDARY
 - CONTOUR LINE
 - LEVEL
- CONDITION**
- X = eXisting
 - D = Demolition
 - S = Salvage
 - N = New
- SYMBOL**
- NEW CAST IRON POST + NUMBERING
 - EXISTING CEILING PENDANT
 - EXISTING SECURITY SYSTEM
- FINISHES**
- EXISTING TIMBER LINED CEILING
 - EXISTING RENDER FINISH
- ROOF**
- GENERAL**
- SLOPE NUMBER
 - CHIMNEY NUMBER
 - EXISTING EXHAUST VENT NUMBER
 - NEW DOWNPIPE NUMBER
 - NEW RAINWATER HEAD NUMBER
- ROOFING SYSTEM**
- NEW LEAD RIDGE
 - NEW LEAD COVER FLASHING
 - NEW LEAD ABUTMENT FLASHING
 - NEW LEAD STEP FLASHING
 - GALVANISED Z600 CORRUGATED ROOF
 - GALVANISED Z600 EAVE GUTTER
 - NEW WATERPROOF MEMBRANE

- STRUCTURAL**
- GENERAL**
- FB1 240x45 F17 CLASS 1 KD HW BEAM
 - FB2 (2)240x45 F17 CLASS 1 KD HW BEAM
 - RB1 175x42 SMART LVL 15 H3 TREATED BEAM
 - RB2 220x45 F17 CLASS 1 KD HW BEAM
 - RB3 180x45 F17 CLASS 1 KD HW BEAM
 - WP1 220x45 F17 CLASS 1 KD HW WALING PLATE
 - WP2 180x45 F17 CLASS 1 KD HW BEAM
 - EB EXISTING BEAM
 - C1 1000x12 THICK CAST IRON COLUMN
 - FJ1 220x45 AT 450 CTRS F17 CLASS 1 KD HW JOIST
- *REFER TO STRUCTURAL ENGINEER DOCUMENTATION

DISCLAIMER: Check and verify all dimensions prior to commencement of work. Seek clarification of inconsistencies / conflicts. Do not scale from the drawing. Any form of reproduction of this drawing in full or in part, without written permission of Conservation Studio Australia Pty Ltd constitutes an infringement of copyright. © This drawing is copyright and shall remain the property of Conservation Studio Australia Pty Ltd.

REVISION	DATE	DESCRIPTION
A	21.08.2025	DRAFT ISSUE TO CLIENT
B	02.03.2025	ISSUE TO CLIENT



FOR INFORMATION ONLY

CLIENT:

Level 32, Tower 2, 727 Collins Street, Melbourne, VIC, 3008

ARCHITECT:

conservation studio

The Block Arcade - Level 4 - Suite 421
282-284 Collins Street Melbourne VIC 3000
contact@conservationstudio.com.au
ARBV 51907 ABN 85 635 338 233

PROJECT: ELIM HOUSE VERANDAH
ADDRESS: 29 ERIN STREET, RICHMOND, VIC, 3121

PROJECT NO.: 25054
DRAWN: CB **CHECKED:** DB

DRAWING TITLE: ELIM HOUSE VERANDAH PROPOSED FRAMING PLANS

REVISION: B **DRAWING NO.:** 25054.2.02

SCALE: 1:30@A1

GENERAL

- GENERAL
- DEMOLISH
- DISMANTLE/REINSTATE TO SAME LOCATION
- SALVAGE FOR RE-USE
- PROTECT
- REFER TO ARCHITECT DOCUMENTATION

- SURVEY
- TITLE BOUNDARY
- CONTOUR LINE
- LEVEL

- CONDITION
- X- = eXisting
- D- = Demolition
- S- = Salvage
- N- = New

- SYMBOL
- NEW CAST IRON POST + NUMBERING
- EXISTING CEILING PENDANT
- EXISTING SECURITY SYSTEM

- FINISHES
- E-TL.C EXISTING TIMBER LINED CEILING
- E-R EXISTING RENDER FINISH

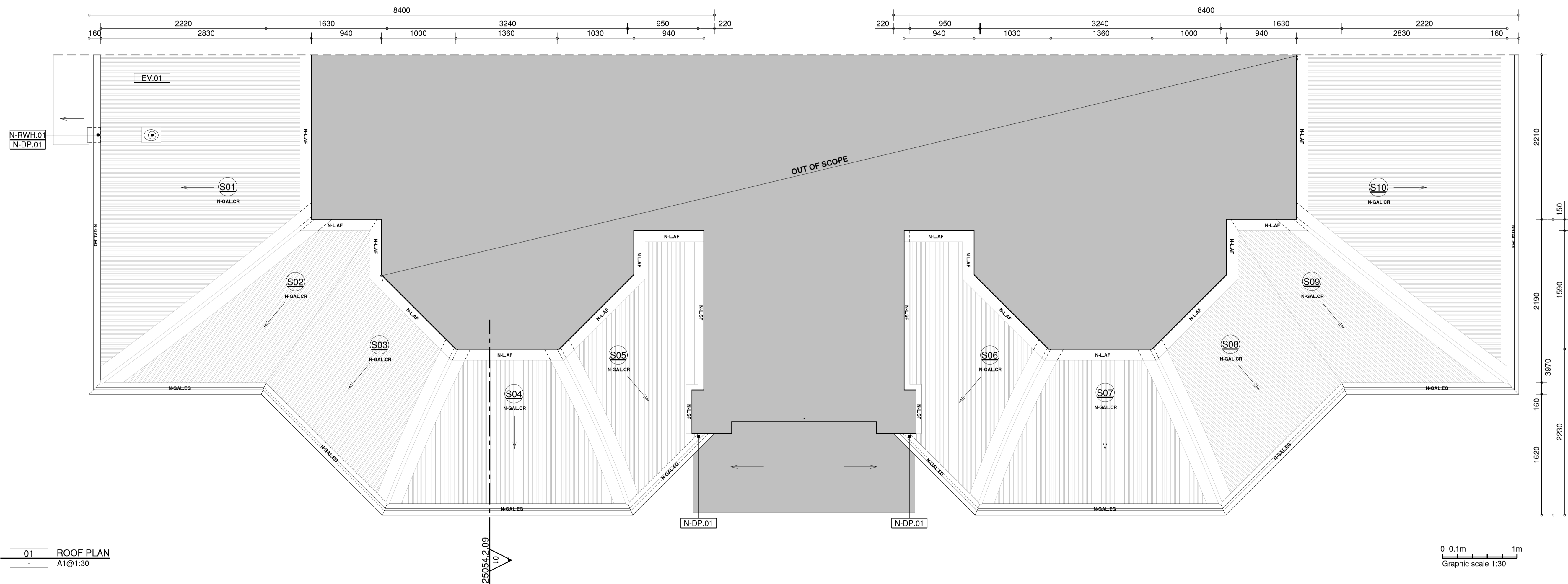
ROOF

- GENERAL
- SLOPE NUMBER
- CHIMNEY NUMBER
- EXISTING EXHAUST VENT NUMBER
- NEW DOWNPIPE NUMBER
- NEW RAINWATER HEAD NUMBER

- ROOFING SYSTEM
- N-L.R NEW LEAD RIDGE
- N-L.CF NEW LEAD COVER FLASHING
- N-L.AF NEW LEAD ABUTMENT FLASHING
- N-L.SF NEW LEAD STEP FLASHING
- N-GAL.CR GALVANISED Z600 CORRUGATED ROOF
- N-GAL.EG GALVANISED Z600 EAVE GUTTER
- N-WPM NEW WATERPROOF MEMBRANE

STRUCTURAL

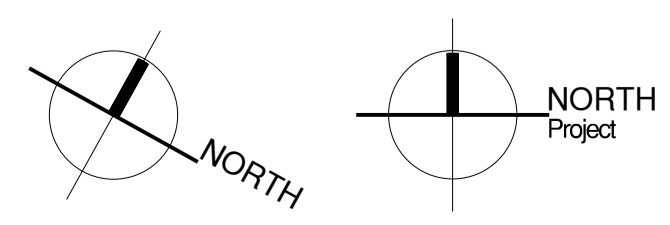
- GENERAL
- FB1 240x45 F17 CLASS 1 KD HW BEAM
- FB2 (2)240x45 F17 CLASS 1 KD HW BEAM
- RB1 175x42 SMART LVL 15 H3 TREATED BEAM
- RB2 220x45 F17 CLASS 1 KD HW BEAM
- RB3 180x45 F17 CLASS 1 KD HW BEAM
- WP1 220x45 F17 CLASS 1 KD HW WALING PLATE
- WP2 180x45 F17 CLASS 1 KD HW BEAM
- EB EXISTING BEAM
- C1 1000x12 THICK CAST IRON COLUMN
- FJ1 220x45 AT 450 CTRS F17 CLASS 1 KD HW JOIST
- *REFER TO STRUCTURAL ENGINEER DOCUMENTATION



01 ROOF PLAN
A1@1:30

DISCLAIMER: Check and verify all dimensions prior to commencement of work. Seek clarification of inconsistencies / conflicts. Do not scale from the drawing. Any form of reproduction of this drawing in full or in part, without written permission of Conservation Studio Australia Pty Ltd constitutes an infringement of copyright. © This drawing is copyright and shall remain the property of Conservation Studio Australia Pty Ltd.

REVISION	DATE	DESCRIPTION
A	21.08.2025	DRAFT ISSUE TO CLIENT
B	02.03.2025	ISSUE TO CLIENT



FOR INFORMATION ONLY

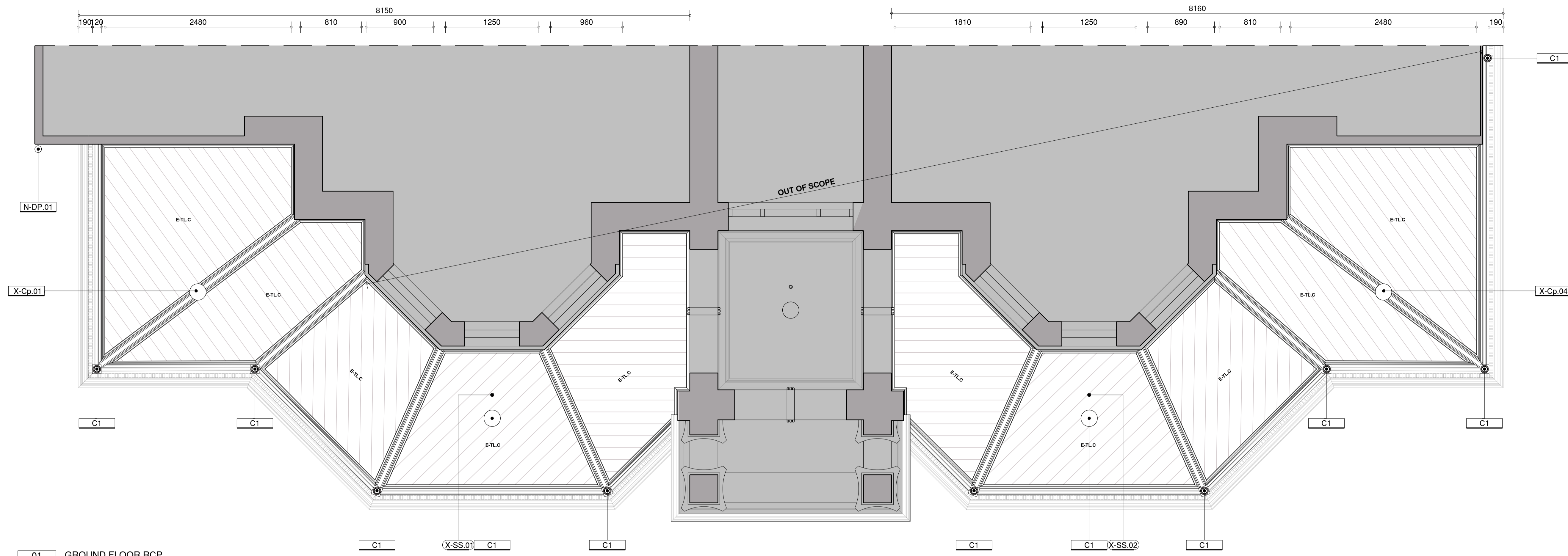
CLIENT:

 Level 32, Tower 2, 727 Collins Street,
 Melbourne, VIC, 3008

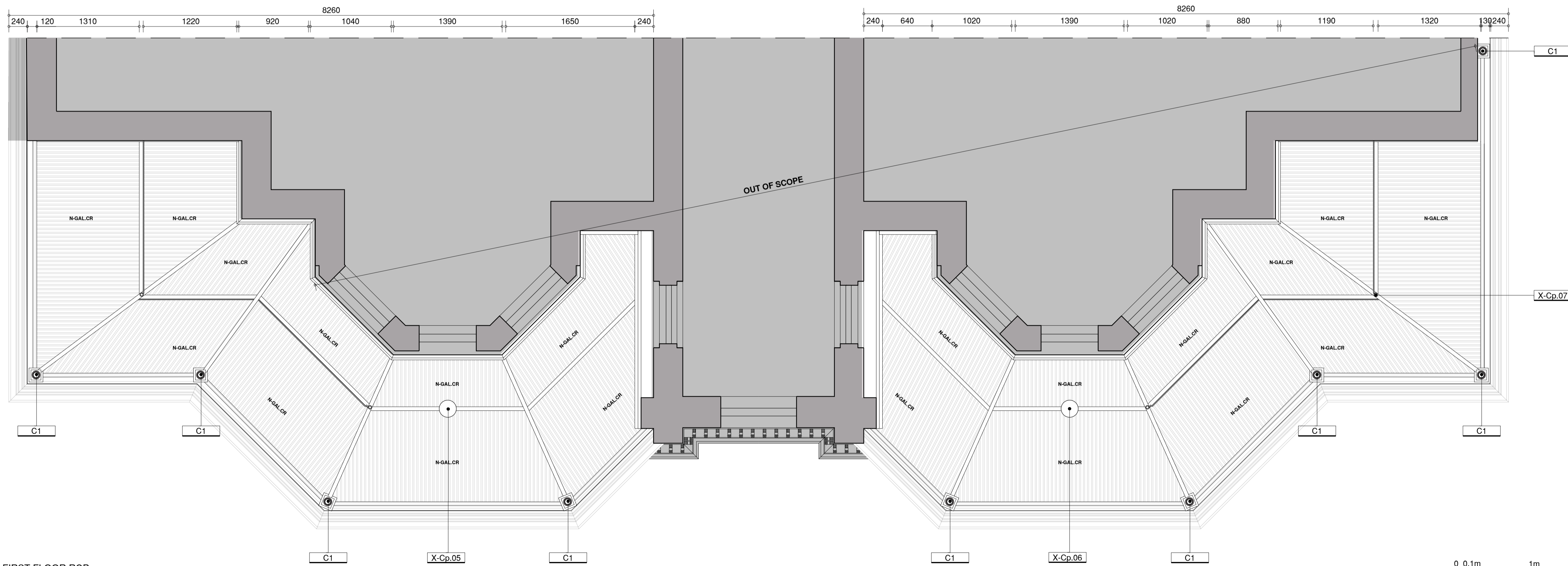
ARCHITECT:
conservation studio
 The Block Arcade - Level 4 - Suite 421
 282-284 Collins Street Melbourne VIC 3000
 contact@conservationstudio.com.au
 ARBV 51907 ABN 85 635 338 233

PROJECT: ELIM HOUSE VERANDAH
ADDRESS: 29 ERIN STREET, RICHMOND, VIC, 3121
PROJECT NO.: 25054
DRAWN: CB **CHECKED:** DB

DRAWING TITLE: ELIM HOUSE VERANDAH
 PROPOSED
 ROOF PLAN
REVISION: B **DRAWING NO.:** 25054.2.03
SCALE: 1:30@A1



01 GROUND FLOOR RCP
A1@1:30



02 FIRST FLOOR RCP
A1@1:30

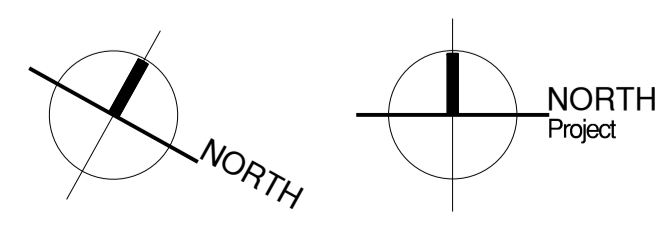
- GENERAL**
- DEMOLISH
 - DISMANTLE/REINSTATE TO SAME LOCATION
 - SALVAGE FOR RE-USE
 - PROTECT
 - REFER TO ARCHITECT DOCUMENTATION
- SURVEY**
- TITLE BOUNDARY
 - CONTOUR LINE
 - LEVEL
- CONDITION**
- X- = eXisting
 - D- = Demolition
 - S- = Salvage
 - N- = New
- SYMBOL**
- NEW CAST IRON POST + NUMBERING
 - EXISTING CEILING PENDANT
 - EXISTING SECURITY SYSTEM
- FINISHES**
- E-TLC EXISTING TIMBER LINED CEILING
 - E-R EXISTING RENDER FINISH

- STRUCTURAL**
- GENERAL**
- FB1 240x45 F17 CLASS 1 KD HW BEAM
 - FB2 (2)240x45 F17 CLASS 1 KD HW BEAM
 - RB1 175x42 SMART LVL 15 H3 TREATED BEAM
 - RB2 220x45 F17 CLASS 1 KD HW BEAM
 - RB3 180x45 F17 CLASS 1 KD HW BEAM
 - WP1 220x45 F17 CLASS 1 KD HW WALING PLATE
 - WP2 180x45 F17 CLASS 1 KD HW BEAM
 - EB EXISTING BEAM
 - C1 1000x12 THICK CAST IRON COLUMN
 - FJ1 220x45 AT 450 CTRS F17 CLASS 1 KD HW JOIST
- *REFER TO STRUCTURAL ENGINEER DOCUMENTATION

0 0.1m 1m
Graphic scale 1:30

DISCLAIMER: Check and verify all dimensions prior to commencement of work. Seek clarification of inconsistencies / conflicts. Do not scale from the drawing. Any form of reproduction of this drawing in full or in part, without written permission of Conservation Studio Australia Pty Ltd constitutes an infringement of copyright. © This drawing is copyright and shall remain the property of Conservation Studio Australia Pty Ltd.

REVISION	DATE	DESCRIPTION
A	21.08.2025	DRAFT ISSUE TO CLIENT
B	02.03.2025	ISSUE TO CLIENT



FOR INFORMATION ONLY

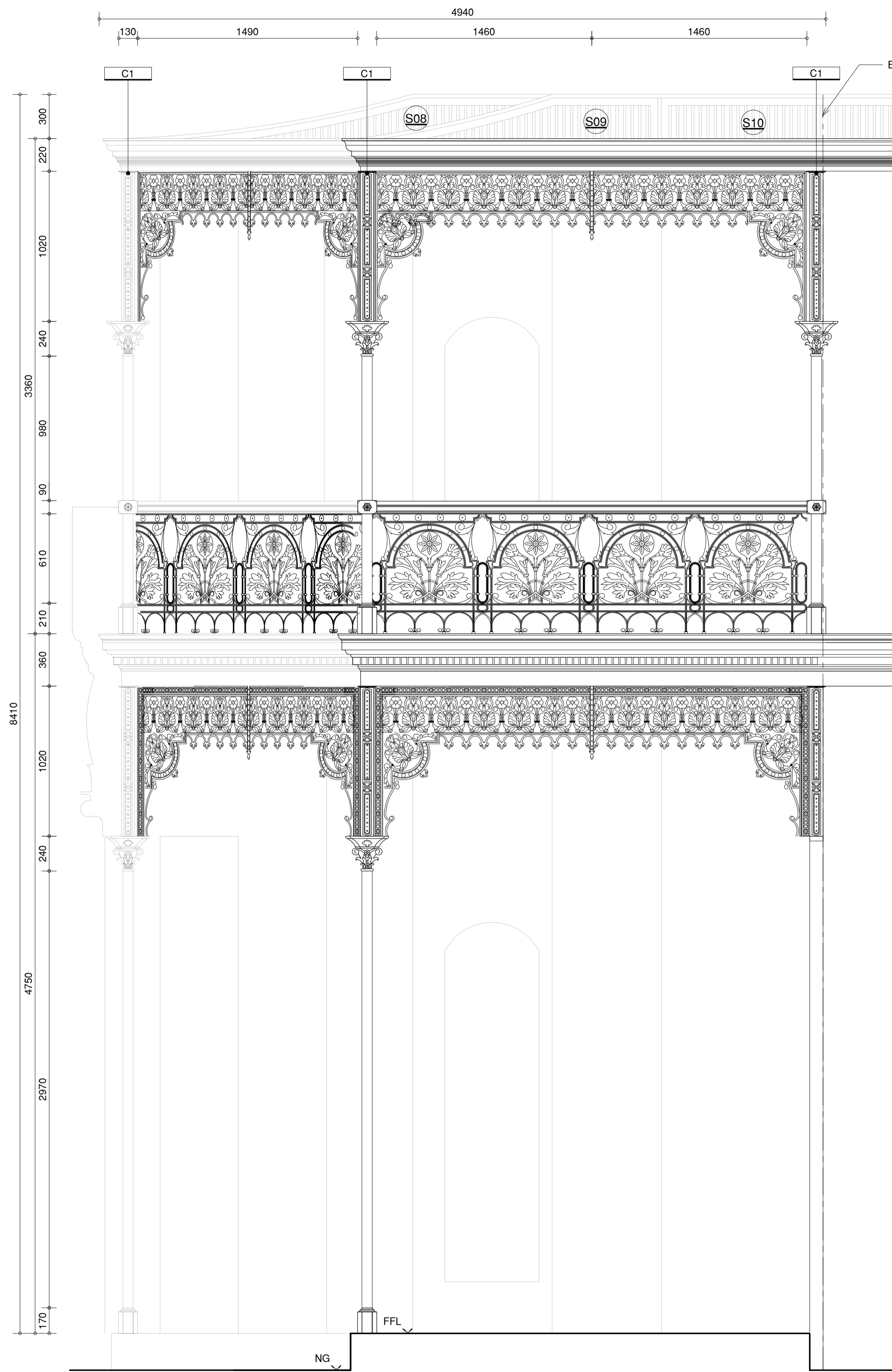
CLIENT:

 Level 32, Tower 2, 727 Collins Street,
 Melbourne, VIC, 3008

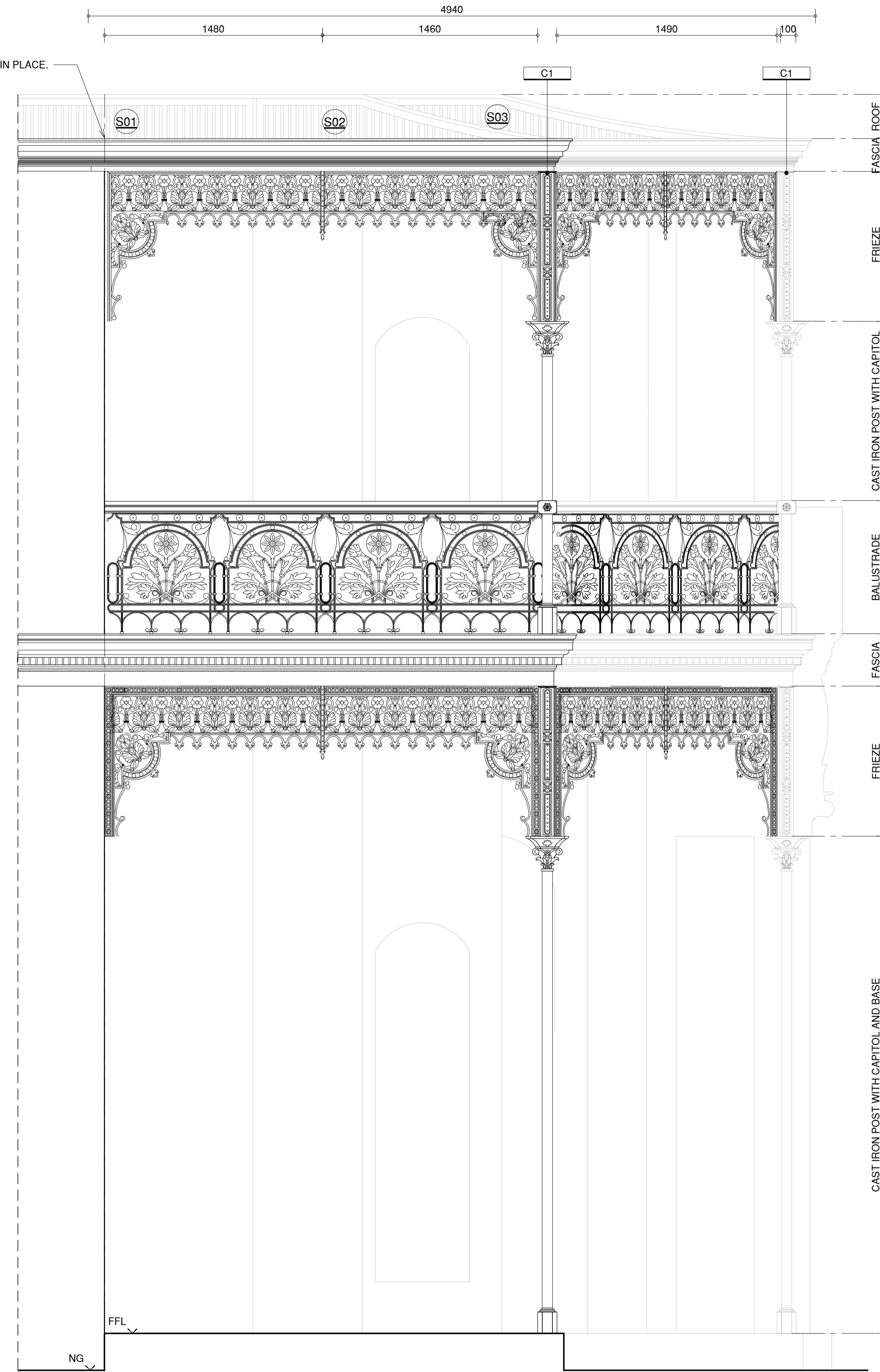
ARCHITECT:
conservation studio
 The Block Arcade - Level 4 - Suite 421
 282-284 Collins Street Melbourne VIC 3000
 contact@conservationstudio.com.au
 ARBV 51907 ABN 85 635 338 233

PROJECT: ELIM HOUSE VERANDAH
ADDRESS: 29 ERIN STREET, RICHMOND, VIC, 3121
PROJECT NO.: 25054
DRAWN: CB **CHECKED:** DB

DRAWING TITLE: ELIM HOUSE VERANDAH
 PROPOSED
 GROUND & FIRST FLOOR RCP
REVISION: B **DRAWING NO.:** 25054.2.04
SCALE: 1:30@A1



01 NORTH ELEVATION
A1@1:20



02 SOUTH ELEVATION
A1@1:20

0 0.2m 1m
Graphic scale 1:20

- GENERAL**
- GENERAL
 - DEMOLISH
 - DISMANTLE/REINSTATE TO SAME LOCATION
 - SALVAGE FOR RE-USE
 - PROTECT
 - REFER TO ARCHITECT DOCUMENTATION

- SURVEY**
- TITLE BOUNDARY
 - CONTOUR LINE
 - LEVEL

- CONDITION**
- X- = eXisting
 - D- = Demolition
 - S- = Salvage
 - N- = New

- SYMBOL**
- NEW CAST IRON POST + NUMBERING
 - EXISTING CEILING PENDANT
 - EXISTING SECURITY SYSTEM

- FINISHES**
- EXISTING TIMBER LINED CEILING
 - EXISTING RENDER FINISH

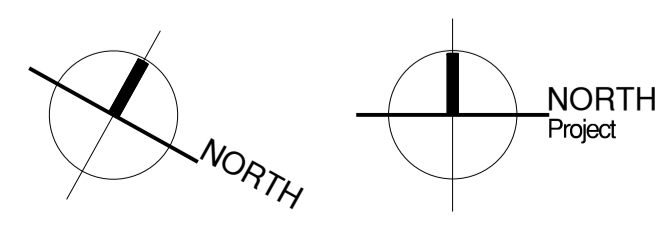
- ROOF**
- GENERAL**
- SLOPE NUMBER
 - CHIMNEY NUMBER
 - EXISTING EXHAUST VENT NUMBER
 - NEW DOWNPIPE NUMBER
 - NEW RAINWATER HEAD NUMBER

- ROOFING SYSTEM**
- NEW LEAD RIDGE
 - NEW LEAD COVER FLASHING
 - NEW LEAD ABUTMENT FLASHING
 - NEW LEAD STEP FLASHING
 - GALVANISED Z600 CORRUGATED ROOF
 - GALVANISED Z600 EAVE GUTTER
 - NEW WATERPROOF MEMBRANE

- STRUCTURAL**
- GENERAL**
- 240x45 F17 CLASS 1 KD HW BEAM
 - (2)240x45 F17 CLASS 1 KD HW BEAM
 - 175x42 SMART LVL 15 H3 TREATED BEAM
 - 220x45 F17 CLASS 1 KD HW BEAM
 - 180x45 F17 CLASS 1 KD HW BEAM
 - 220x45 F17 CLASS 1 KD HW WALING PLATE
 - 180x45 F17 CLASS 1 KD HW BEAM
 - EXISTING BEAM
 - 1000x12 THICK CAST IRON COLUMN
 - 220x45 AT 450 CTRS F17 CLASS 1 KD HW JOIST
 - *REFER TO STRUCTURAL ENGINEER DOCUMENTATION

DISCLAIMER: Check and verify all dimensions prior to commencement of work. Seek clarification of inconsistencies / conflicts. Do not scale from the drawing. Any form of reproduction of this drawing in full or in part, without written permission of Conservation Studio Australia Pty Ltd constitutes an infringement of copyright. © This drawing is copyright and shall remain the property of Conservation Studio Australia Pty Ltd.

REVISION	DATE	DESCRIPTION
A	21.08.2025	DRAFT ISSUE TO CLIENT
B	02.03.2025	ISSUE TO CLIENT



FOR INFORMATION ONLY

CLIENT:

Level 32, Tower 2, 727 Collins Street, Melbourne, VIC, 3008

ARCHITECT:

conservation studio

The Block Arcade - Level 4 - Suite 421
282-284 Collins Street Melbourne VIC 3000
contact@conservationstudio.com.au
AREBV 51907 ABN 85 635 338 233

PROJECT: ELIM HOUSE VERANDAH
ADDRESS: 29 ERIN STREET, RICHMOND, VIC, 3121

PROJECT NO.: 25054
DRAWN: CB **CHECKED:** DB

DRAWING TITLE: ELIM HOUSE VERANDAH
PROPOSED
NORTH & SOUTH ELEVATIONS

REVISION: B **DRAWING NO.:** 25054.2.05
SCALE: 1:20@A1

GENERAL

- GENERAL**
 DEMOLISH
 DISMANTLE/REINSTATE TO SAME LOCATION
 SALVAGE FOR RE-USE
 PROTECT
 REFER TO ARCHITECT DOCUMENTATION
- SURVEY**
 TITLE BOUNDARY
 CONTOUR LINE
 LEVEL
- CONDITION**
 X- = eXisting
 D- = Demolition
 S- = Salvage
 N- = New
- SYMBOL**
 NEW CAST IRON POST + NUMBERING
 EXISTING CEILING PENDANT
 EXISTING SECURITY SYSTEM
- FINISHES**
 E-TL.C EXISTING TIMBER LINED CEILING
 E-R EXISTING RENDER FINISH

ROOF

- GENERAL**
 SLOPE NUMBER
 CHIMNEY NUMBER
 EXISTING EXHAUST VENT NUMBER
 NEW DOWNPIPE NUMBER
 NEW RAINWATER HEAD NUMBER
- ROOFING SYSTEM**
 N-L.R NEW LEAD RIDGE
 N-L.CF NEW LEAD COVER FLASHING
 N-L.AF NEW LEAD ABUTMENT FLASHING
 N-L.SF NEW LEAD STEP FLASHING
 N-GAL.CR GALVANISED Z600 CORRUGATED ROOF
 N-GAL.EG GALVANISED Z600 EAVE GUTTER
 N-WPM NEW WATERPROOF MEMBRANE

STRUCTURAL

- GENERAL**
 FB1 240x45 F17 CLASS 1 KD HW BEAM
 FB2 (2)240x45 F17 CLASS 1 KD HW BEAM
 RB1 175x42 SMART LVL 15 H3 TREATED BEAM
 RB2 220x45 F17 CLASS 1 KD HW BEAM
 RB3 180x45 F17 CLASS 1 KD HW BEAM
 WP1 220x45 F17 CLASS 1 KD HW WALING PLATE
 WP2 180x45 F17 CLASS 1 KD HW BEAM
 EB EXISTING BEAM
 C1 1000x12 THICK CAST IRON COLUMN
 FJ1 220x45 AT 450 CTRS F17 CLASS 1 KD HW JOIST
 *REFER TO STRUCTURAL ENGINEER DOCUMENTATION

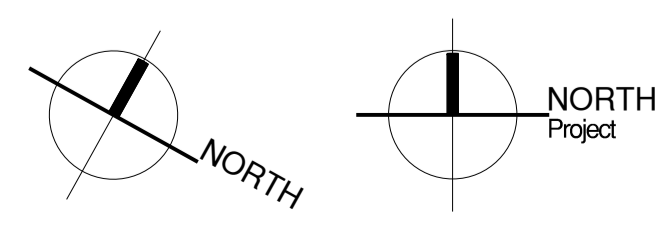


01 EAST ELEVATION
 A1@1:30

0 0.1m 1m
 Graphic scale 1:30

DISCLAIMER: Check and verify all dimensions prior to commencement of work. Seek clarification of inconsistencies / conflicts. Do not scale from the drawing. Any form of reproduction of this drawing in full or in part, without written permission of Conservation Studio Australia Pty Ltd constitutes an infringement of copyright. © This drawing is copyright and shall remain the property of Conservation Studio Australia Pty Ltd.

REVISION	DATE	DESCRIPTION
A	21.08.2025	DRAFT ISSUE TO CLIENT
B	02.03.2025	ISSUE TO CLIENT



FOR INFORMATION ONLY

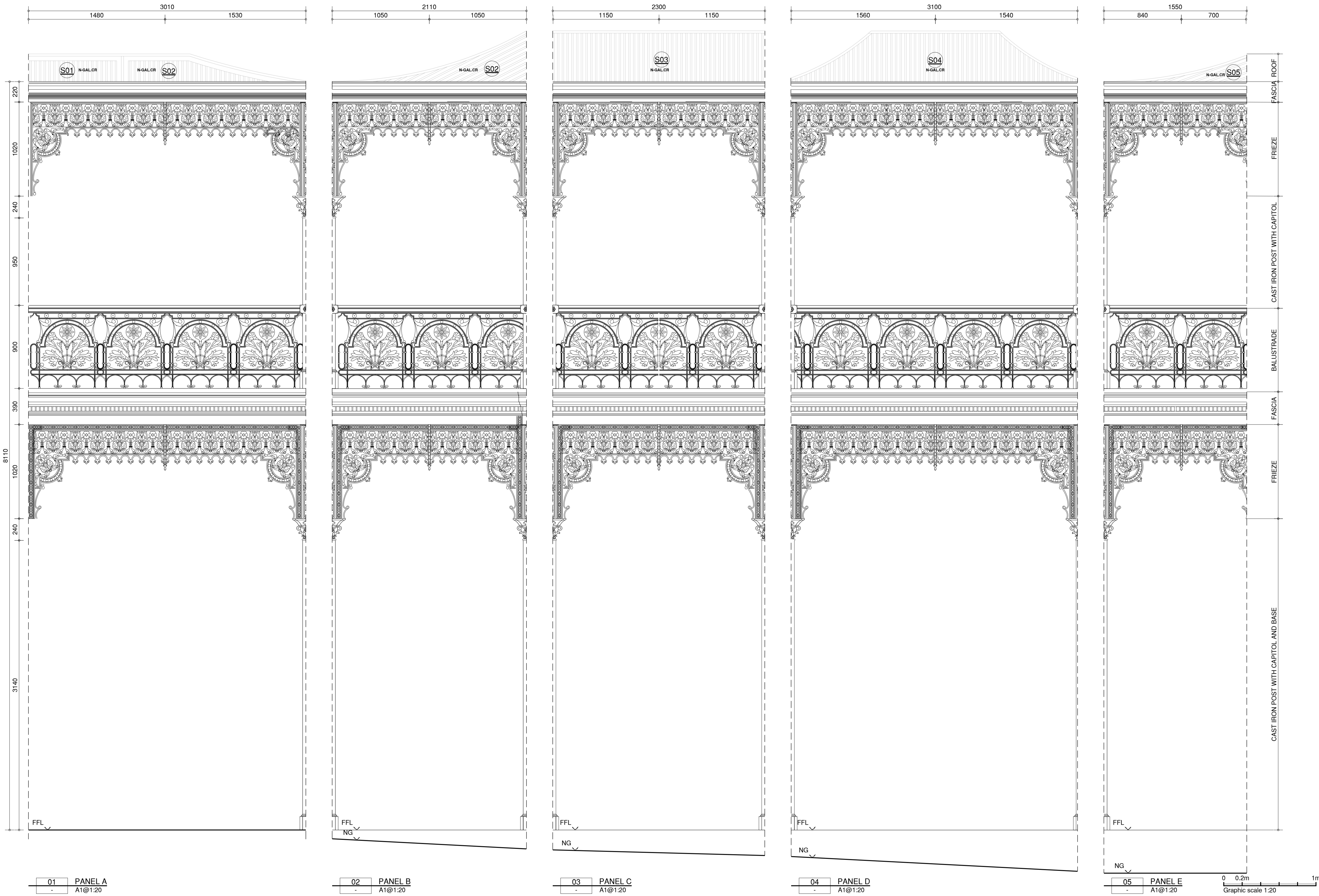
CLIENT:

 Level 32, Tower 2, 727 Collins Street,
 Melbourne, VIC, 3008

ARCHITECT:
conservation studio
 The Block Arcade - Level 4 - Suite 421
 282-284 Collins Street Melbourne VIC 3000
 contact@conservationstudio.com.au
 ARBV 51907 ABN 85 635 338 233

PROJECT: ELIM HOUSE VERANDAH
ADDRESS: 29 ERIN STREET, RICHMOND, VIC, 3121
PROJECT NO.: 25054
DRAWN: CB **CHECKED:** DB

DRAWING TITLE: ELIM HOUSE VERANDAH PROPOSED EAST ELEVATION
REVISION: B **DRAWING NO.:** 25054.2.06
SCALE: 1:30@A1



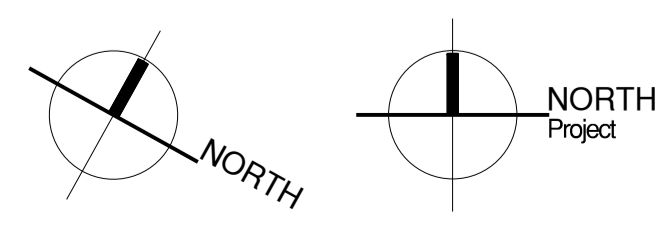
- GENERAL**
- DEMOLISH
 - DISMANTLE/REINSTATE TO SAME LOCATION
 - SALVAGE FOR RE-USE
 - PROTECT
 - REFER TO ARCHITECT DOCUMENTATION
- SURVEY**
- TITLE BOUNDARY
 - CONTOUR LINE
 - LEVEL
- CONDITION**
- X = eXisting
 - D = Demolition
 - S = Salvage
 - N = New
- SYMBOL**
- NEW CAST IRON POST + NUMBERING
 - EXISTING CEILING PENDANT
 - EXISTING SECURITY SYSTEM
- FINISHES**
- E-TL.C EXISTING TIMBER LINED CEILING
 - E-R EXISTING RENDER FINISH
- ROOF**
- GENERAL**
- SLOPE NUMBER
 - CHIMNEY NUMBER
 - EXISTING EXHAUST VENT NUMBER
 - NEW DOWNPIPE NUMBER
 - NEW RAINWATER HEAD NUMBER
- ROOFING SYSTEM**
- N-L.R NEW LEAD RIDGE
 - N-L.CF NEW LEAD COVER FLASHING
 - N-L.AF NEW LEAD ABUTMENT FLASHING
 - N-L.SF NEW LEAD STEP FLASHING
 - N-GALCR GALVANISED Z600 CORRUGATED ROOF
 - N-GALEG GALVANISED Z600 EAVE GUTTER
 - N-WPM NEW WATERPROOF MEMBRANE

- STRUCTURAL**
- GENERAL**
- FB1 240x45 F17 CLASS 1 KD HW BEAM
 - FB2 (2)240x45 F17 CLASS 1 KD HW BEAM
 - RB1 175x42 SMART LVL 15 H3 TREATED BEAM
 - RB2 220x45 F17 CLASS 1 KD HW BEAM
 - RB3 180x45 F17 CLASS 1 KD HW BEAM
 - WP1 220x45 F17 CLASS 1 KD HW WALING PLATE
 - WP2 180x45 F17 CLASS 1 KD HW BEAM
 - EB EXISTING BEAM
 - C1 1000x12 THICK CAST IRON COLUMN
 - FJ1 220x45 AT 450 CTRS F17 CLASS 1 KD HW JOIST
- *REFER TO STRUCTURAL ENGINEER DOCUMENTATION


01 PANEL A A1@1:20 02 PANEL B A1@1:20 03 PANEL C A1@1:20 04 PANEL D A1@1:20 05 PANEL E A1@1:20

DISCLAIMER: Check and verify all dimensions prior to commencement of work. Seek clarification of inconsistencies / conflicts. Do not scale from the drawing. Any form of reproduction of this drawing in full or in part, without written permission of Conservation Studio Australia Pty Ltd constitutes an infringement of copyright. © This drawing is copyright and shall remain the property of Conservation Studio Australia Pty Ltd.

REVISION	DATE	DESCRIPTION
A	21.08.2025	DRAFT ISSUE TO CLIENT
B	02.03.2025	ISSUE TO CLIENT



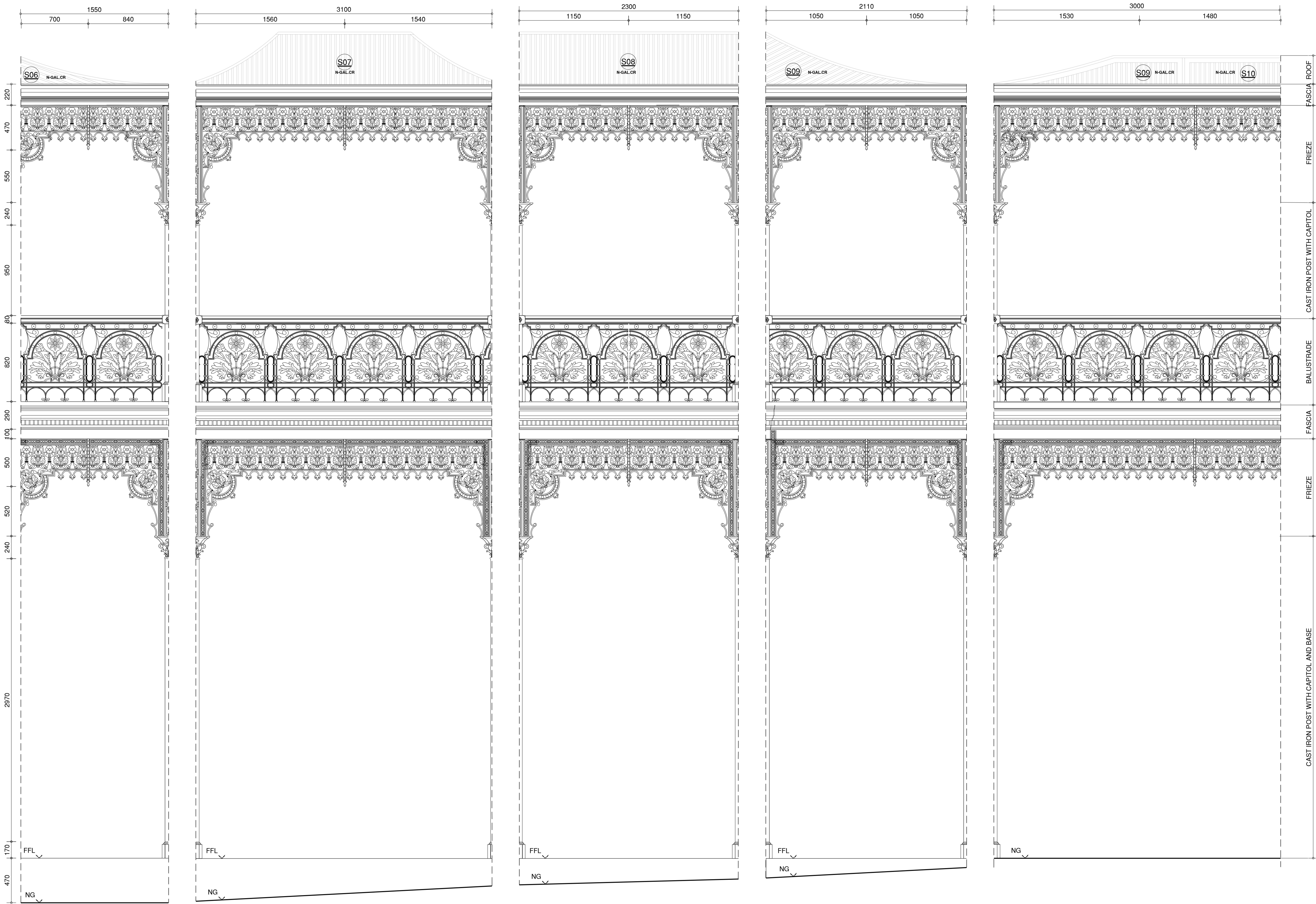
FOR INFORMATION ONLY

CLIENT:

 Level 32, Tower 2, 727 Collins Street,
 Melbourne, VIC, 3008

ARCHITECT:
conservation studio
 The Block Arcade - Level 4 - Suite 421
 282-284 Collins Street Melbourne VIC 3000
 contact@conservationstudio.com.au
 ARBV 51907 ABN 85 635 338 233

PROJECT: ELIM HOUSE VERANDAH
ADDRESS: 29 ERIN STREET, RICHMOND, VIC, 3121
PROJECT NO.: 25054
DRAWN: CB **CHECKED:** DB

DRAWING TITLE: ELIM HOUSE VERANDAH PROPOSED UN-FOLDED ELEVATIONS
REVISION: B **DRAWING NO.:** 25054.2.07
SCALE: 1:20@A1



- GENERAL**
- GENERAL
 - DEMOLISH
 - DISMANTLE/REINSTATE TO SAME LOCATION
 - SALVAGE FOR RE-USE
 - PROTECT
 - REFER TO ARCHITECT DOCUMENTATION

- SURVEY**
- TITLE BOUNDARY
 - CONTOUR LINE
 - LEVEL

- CONDITION**
- X = eXisting
 - D = Demolition
 - S = Salvage
 - N = New

- SYMBOL**
- NEW CAST IRON POST + NUMBERING
 - EXISTING CEILING PENDANT
 - EXISTING SECURITY SYSTEM

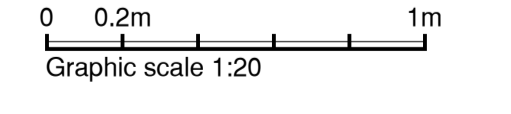
- FINISHES**
- E-TL.C EXISTING TIMBER LINED CEILING
 - E-R EXISTING RENDER FINISH

- ROOF**
- GENERAL**
- SLOPE NUMBER
 - CHIMNEY NUMBER
 - EXISTING EXHAUST VENT NUMBER
 - NEW DOWNPIPE NUMBER
 - NEW RAINWATER HEAD NUMBER

- ROOFING SYSTEM**
- N-L.R NEW LEAD RIDGE
 - N-L.CF NEW LEAD COVER FLASHING
 - N-L.AF NEW LEAD ABUTMENT FLASHING
 - N-L.SF NEW LEAD STEP FLASHING
 - N-GAL.CR GALVANISED Z600 CORRUGATED ROOF
 - N-GAL.EG GALVANISED Z600 EAVE GUTTER
 - N-WPM NEW WATERPROOF MEMBRANE

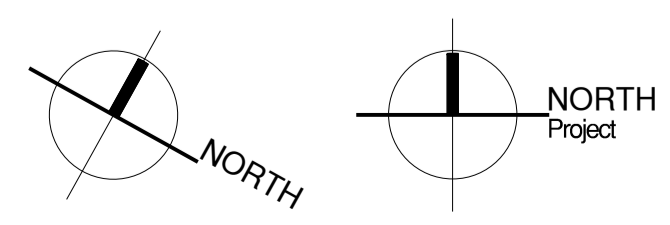
- STRUCTURAL**
- GENERAL**
- FB1 240x45 F17 CLASS 1 KD HW BEAM
 - FB2 (2)240x45 F17 CLASS 1 KD HW BEAM
 - RB1 175x42 SMART LVL 15 H3 TREATED BEAM
 - RB2 220x45 F17 CLASS 1 KD HW BEAM
 - RB3 180x45 F17 CLASS 1 KD HW BEAM
 - WP1 220x45 F17 CLASS 1 KD HW WALING PLATE
 - WP2 180x45 F17 CLASS 1 KD HW BEAM
 - EB EXISTING BEAM
 - C1 1000x12 THICK CAST IRON COLUMN
 - FJ1 220x45 AT 450 CTRS F17 CLASS 1 KD HW JOIST
 - *REFER TO STRUCTURAL ENGINEER DOCUMENTATION

01 PANEL F A1@1:20 02 PANEL G A1@1:20 03 PANEL H A1@1:20 04 PANEL I A1@1:20 05 PANEL J A1@1:20



DISCLAIMER: Check and verify all dimensions prior to commencement of work. Seek clarification of inconsistencies / conflicts. Do not scale from the drawing. Any form of reproduction of this drawing in full or in part, without written permission of Conservation Studio Australia Pty Ltd constitutes an infringement of copyright. © This drawing is copyright and shall remain the property of Conservation Studio Australia Pty Ltd.

REVISION	DATE	DESCRIPTION
A	21.08.2025	DRAFT ISSUE TO CLIENT
B	02.03.2025	ISSUE TO CLIENT



FOR INFORMATION ONLY

CLIENT:



Level 32, Tower 2, 727 Collins Street,
Melbourne, VIC, 3008

ARCHITECT:

conservation studio

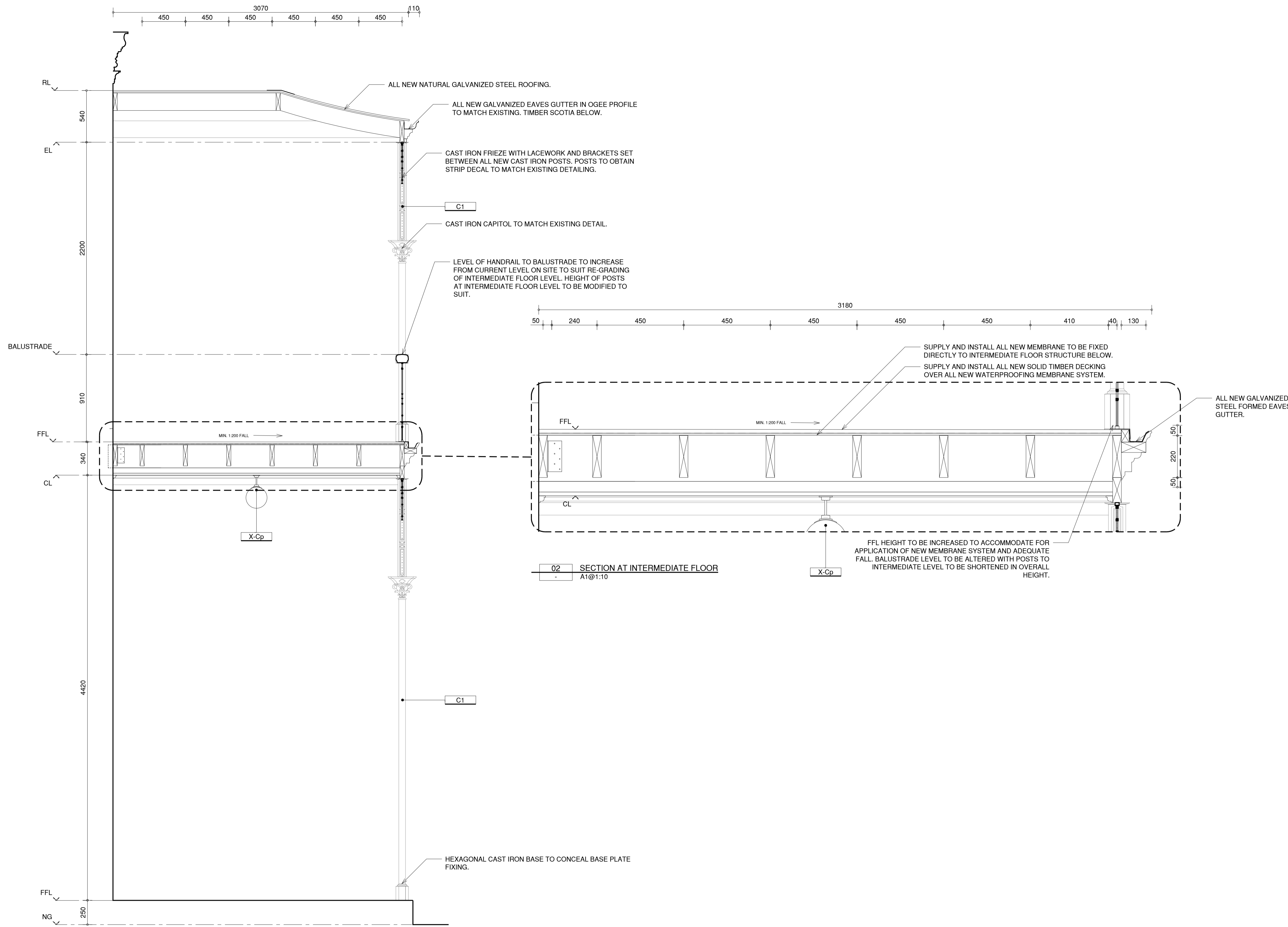
The Block Arcade - Level 4 - Suite 421
282-284 Collins Street Melbourne VIC 3000
contact@conservationstudio.com.au
ARBV 51907 ABN 85 635 338 233

PROJECT: ELIM HOUSE VERANDAH
ADDRESS: 29 ERIN STREET, RICHMOND, VIC, 3121

PROJECT NO.: 25054
DRAWN: CB **CHECKED:** DB

DRAWING TITLE: ELIM HOUSE VERANDAH
PROPOSED
SECTION & DETAILS

REVISION: B **DRAWING NO.:** 25054.2.08
SCALE: 1:20@A1



01 SECTION TYPICAL
A1@1:20

02 SECTION AT INTERMEDIATE FLOOR
A1@1:10

- GENERAL**
- DEMOLISH
 - DISMANTLE/REINSTATE TO SAME LOCATION
 - SALVAGE FOR RE-USE
 - PROTECT
 - REFER TO ARCHITECT DOCUMENTATION
- SURVEY**
- TITLE BOUNDARY
 - CONTOUR LINE
 - LEVEL
- CONDITION**
- X- = eXisting
 - D- = Demolition
 - S- = Salvage
 - N- = New
- SYMBOL**
- [C1-P0.01] NEW CAST IRON POST + NUMBERING
 - [X-Cp.01] EXISTING CEILING PENDANT
 - [X-SS.1] EXISTING SECURITY SYSTEM
- FINISHES**
- E-TL.C EXISTING TIMBER LINED CEILING
 - E-R EXISTING RENDER FINISH

- ROOF**
- GENERAL**
- (SXX) SLOPE NUMBER
 - (CXX) CHIMNEY NUMBER
 - (EV.01) EXISTING EXHAUST VENT NUMBER
 - (N-DP.01) NEW DOWNSPIPE NUMBER
 - (N-RWH.01) NEW RAINWATER HEAD NUMBER
- ROOFING SYSTEM**
- N-L.R NEW LEAD RIDGE
 - N-L.CF NEW LEAD COVER FLASHING
 - N-L.AF NEW LEAD ABUTMENT FLASHING
 - N-L.SF NEW LEAD STEP FLASHING
 - N-GAL.CR GALVANISED Z600 CORRUGATED ROOF
 - N-GAL.EG GALVANISED Z600 EAVE GUTTER
 - N-WPM NEW WATERPROOF MEMBRANE

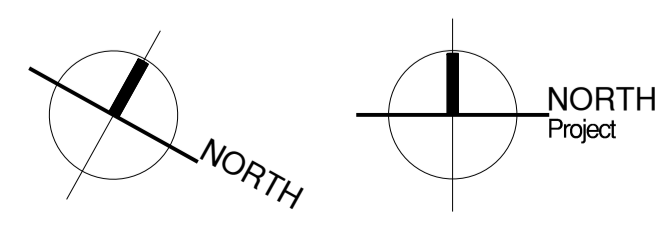
- STRUCTURAL**
- GENERAL**
- FB1 240x45 F17 CLASS 1 KD HW BEAM
 - FB2 (2)240x45 F17 CLASS 1 KD HW BEAM
 - RB1 175x42 SMART LVL 15 H3 TREATED BEAM
 - RB2 220x45 F17 CLASS 1 KD HW BEAM
 - RB3 180x45 F17 CLASS 1 KD HW BEAM
 - WP1 220x45 F17 CLASS 1 KD HW WALING PLATE
 - WP2 180x45 F17 CLASS 1 KD HW BEAM
 - EB EXISTING BEAM
 - C1 1000x12 THICK CAST IRON COLUMN
 - FJ1 220x45 AT 450 CTRS F17 CLASS 1 KD HW JOIST
- *REFER TO STRUCTURAL ENGINEER DOCUMENTATION

0 100mm 500mm
Graphic scale 1:10

0 0.2m 1m
Graphic scale 1:20

DISCLAIMER: Check and verify all dimensions prior to commencement of work. Seek clarification of inconsistencies / conflicts. Do not scale from the drawing. Any form of reproduction of this drawing in full or in part, without written permission of Conservation Studio Australia Pty Ltd constitutes an infringement of copyright. © This drawing is copyright and shall remain the property of Conservation Studio Australia Pty Ltd.

REVISION	DATE	DESCRIPTION
A	21.08.2025	DRAFT ISSUE TO CLIENT
B	02.03.2025	ISSUE TO CLIENT



FOR INFORMATION ONLY

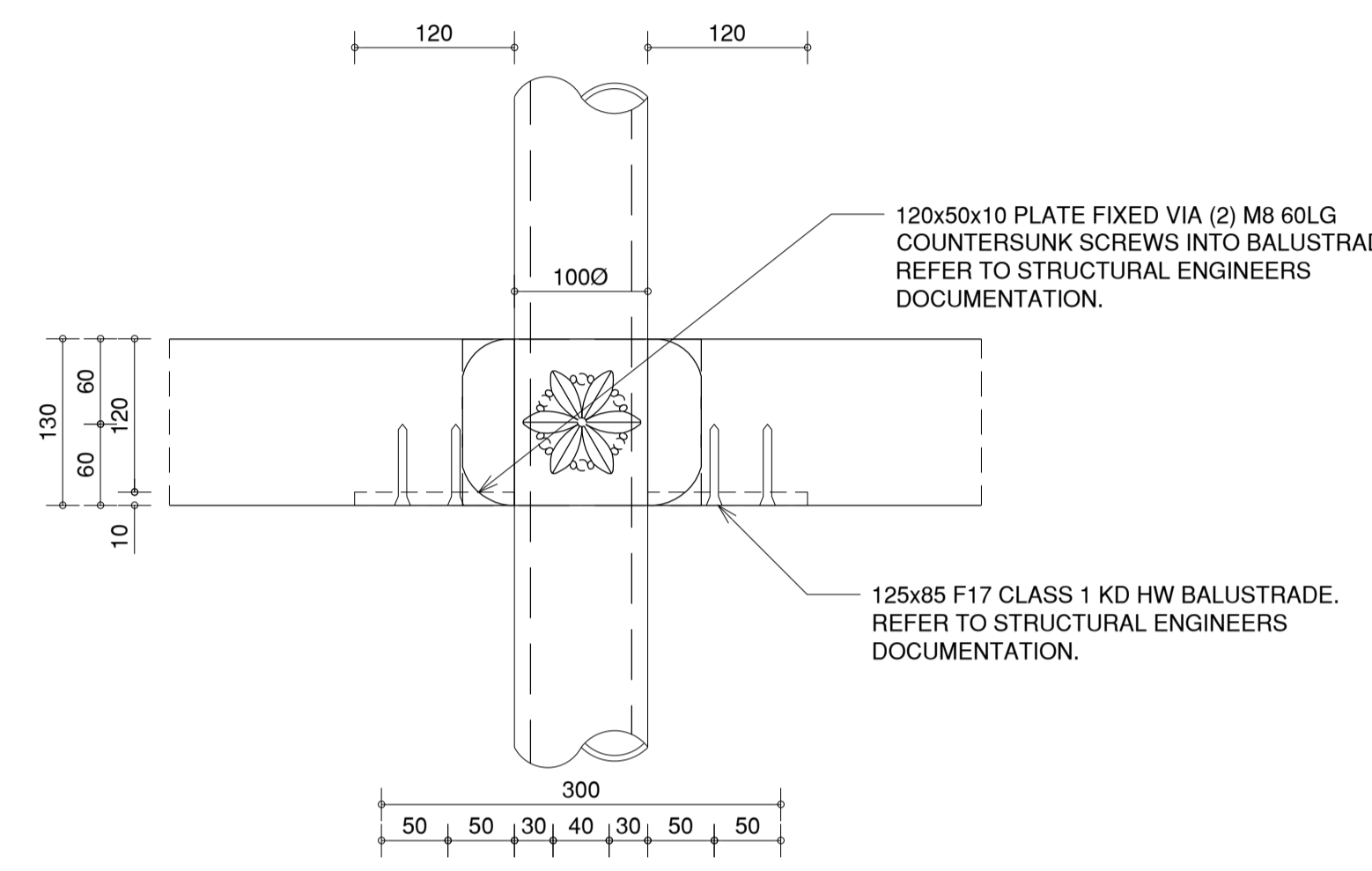
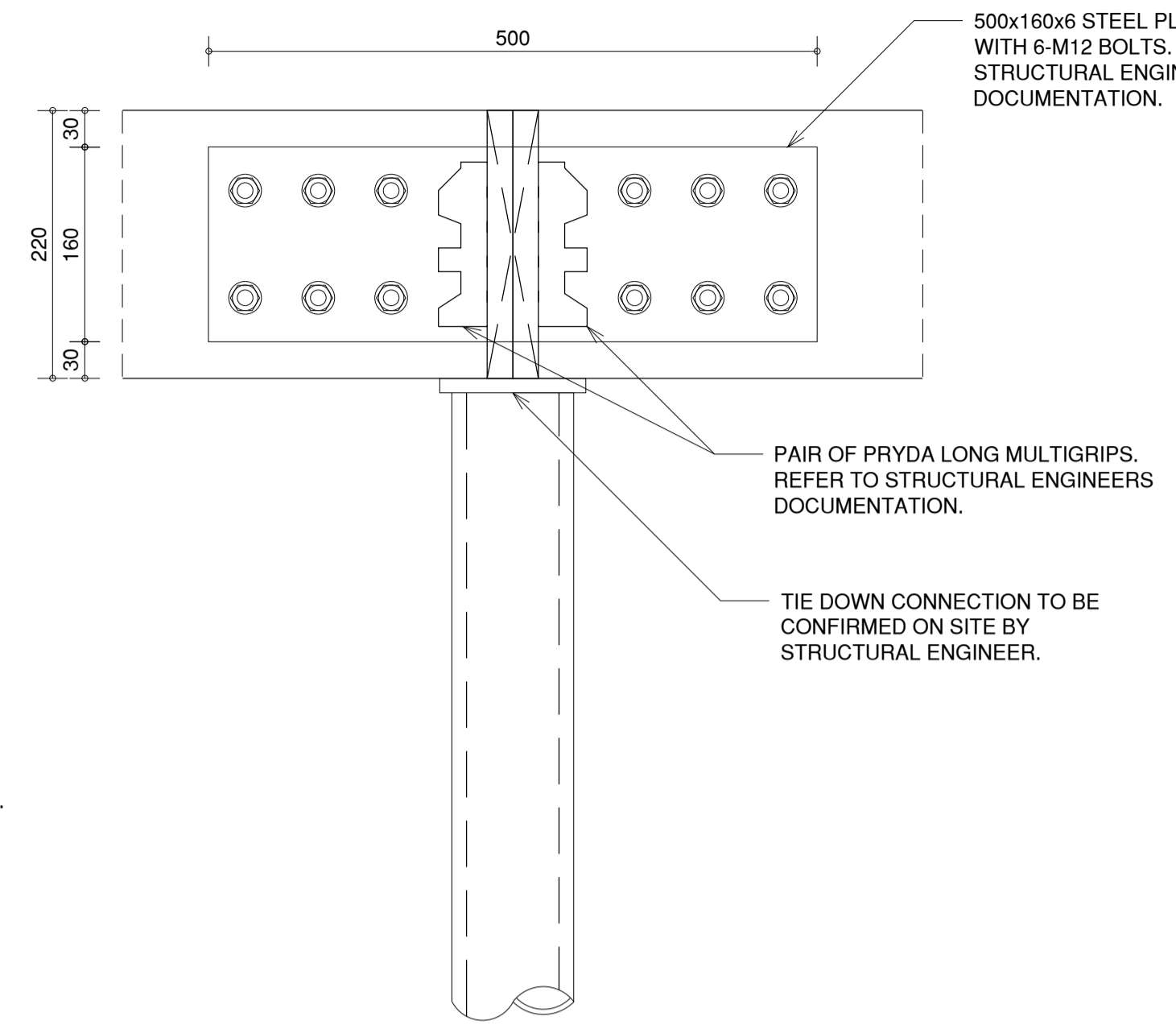
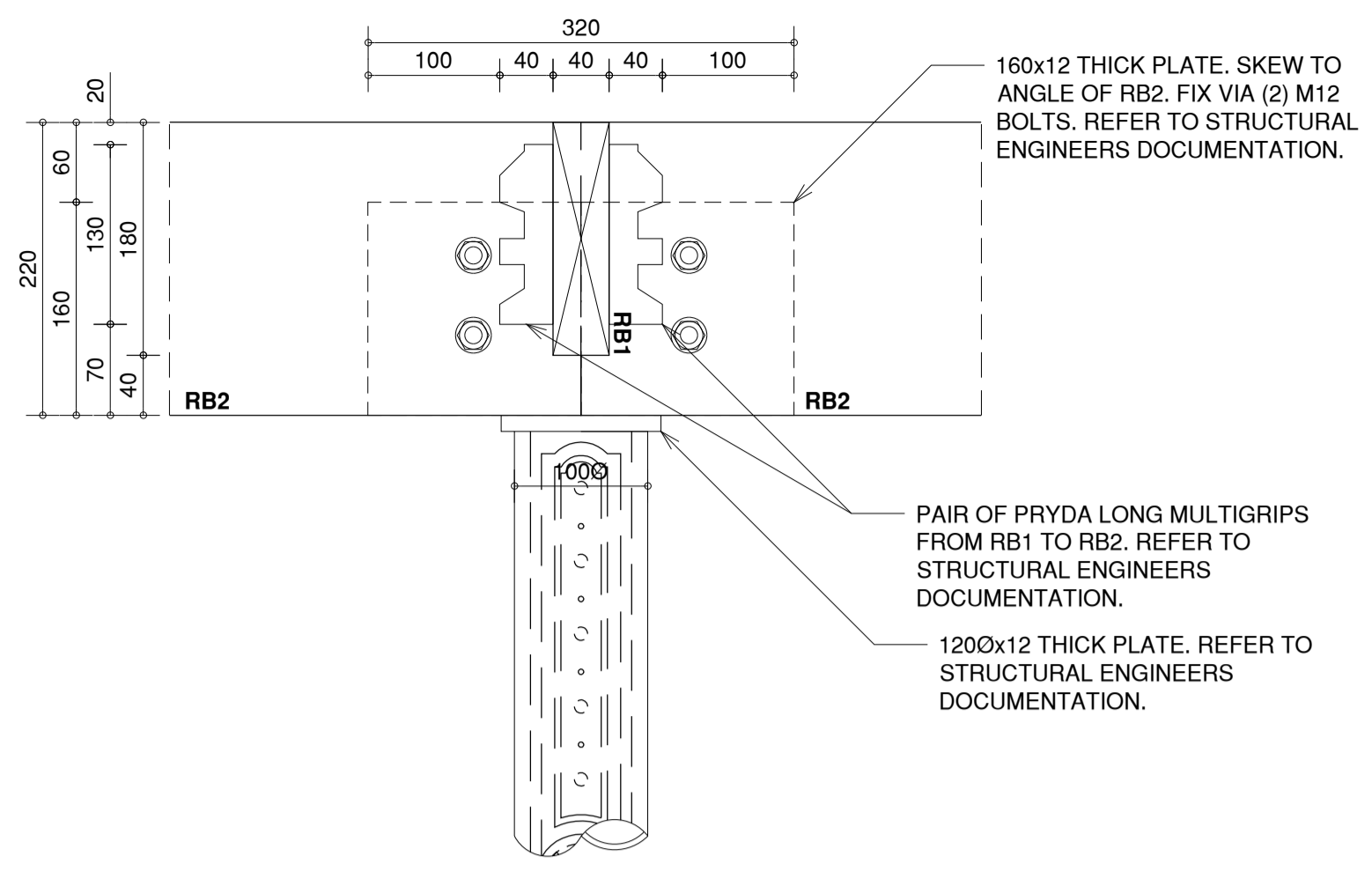
CLIENT:

 Level 32, Tower 2, 727 Collins Street,
 Melbourne, VIC, 3008

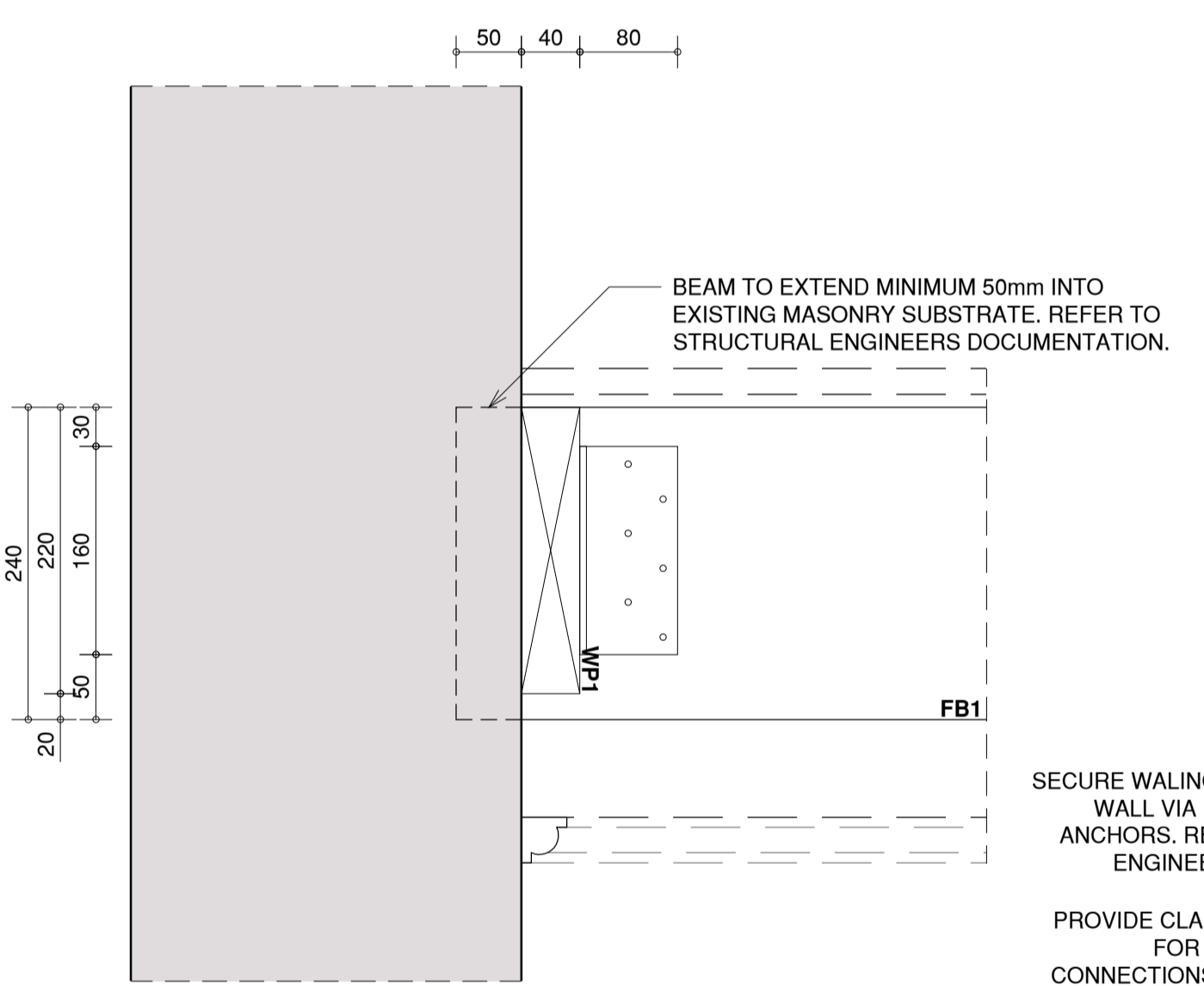
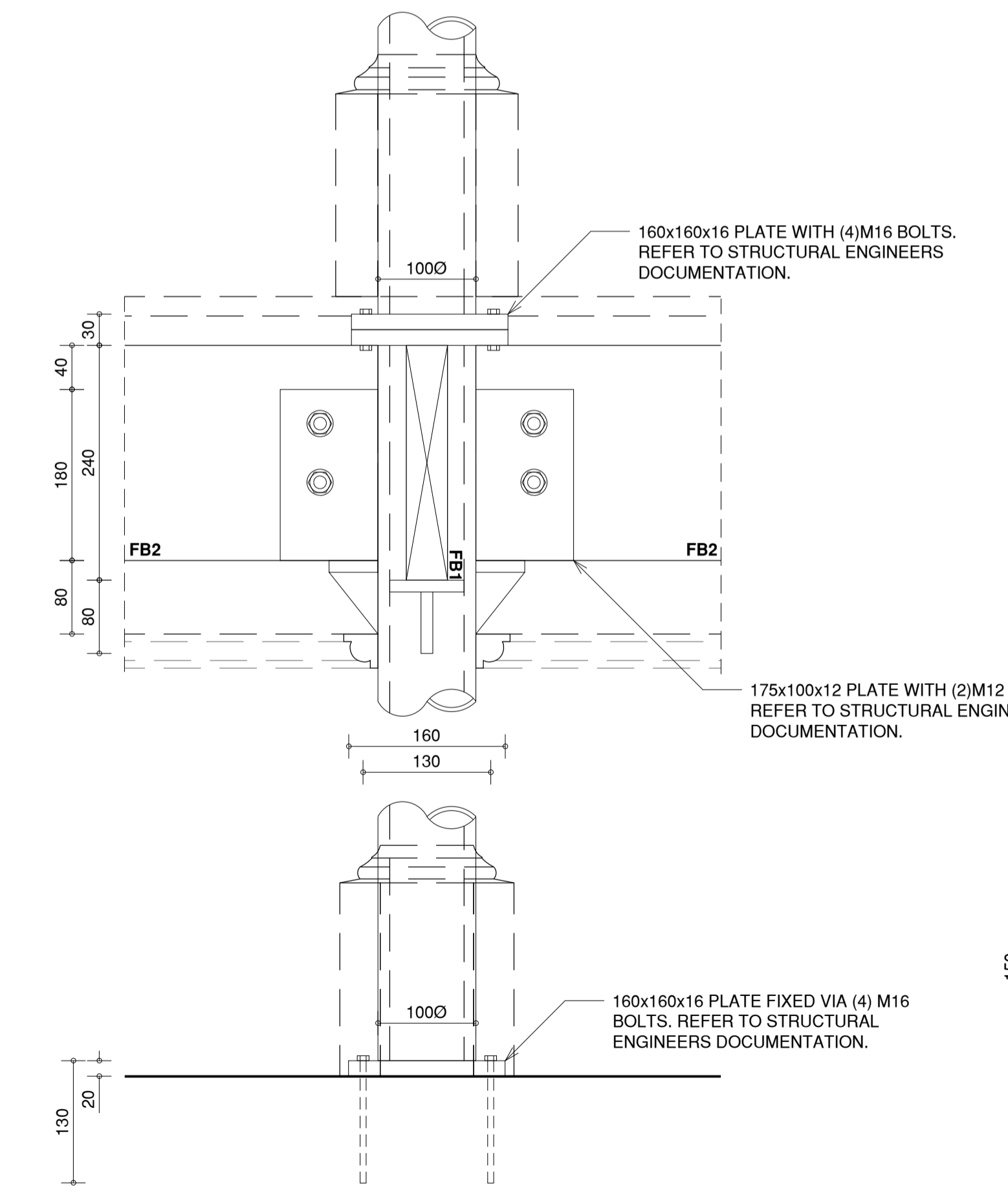
ARCHITECT:
conservation studio
 The Block Arcade - Level 4 - Suite 421
 282-284 Collins Street Melbourne VIC 3000
 contact@conservationstudio.com.au
 ARBV 51907 ABN 85 635 338 233

PROJECT: ELIM HOUSE VERANDAH
ADDRESS: 29 ERIN STREET, RICHMOND, VIC, 3121
PROJECT NO.: 25054
DRAWN: CB **CHECKED:** DB

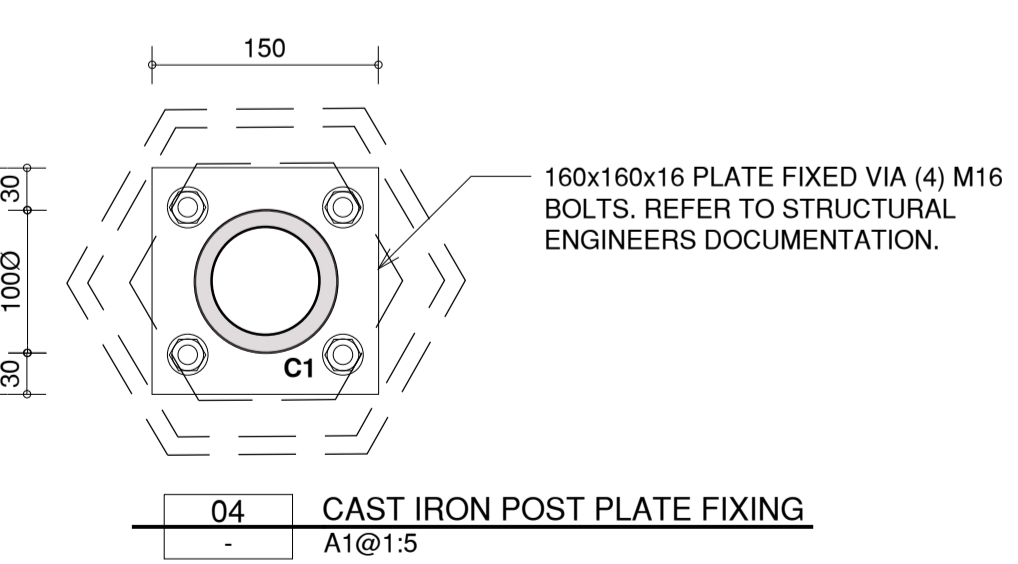
DRAWING TITLE: ELIM HOUSE VERANDAH
 PROPOSED SECTIONS
REVISION: B **DRAWING NO.:** 25054.2.09
SCALE: 1:20@A1



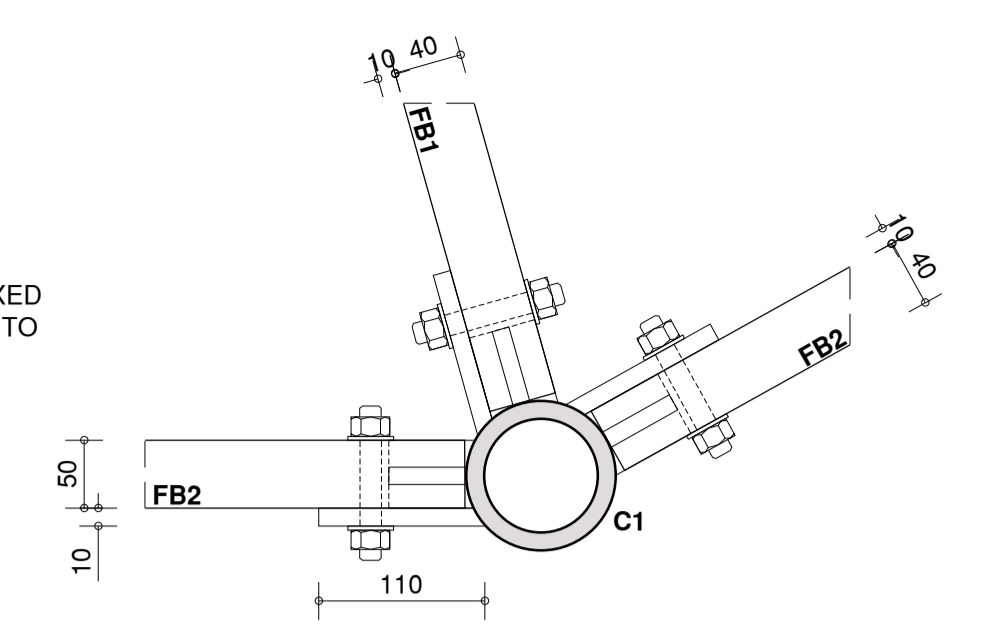
02 ROOF BEAM CONNECTION TO FRAME
A1@1.5



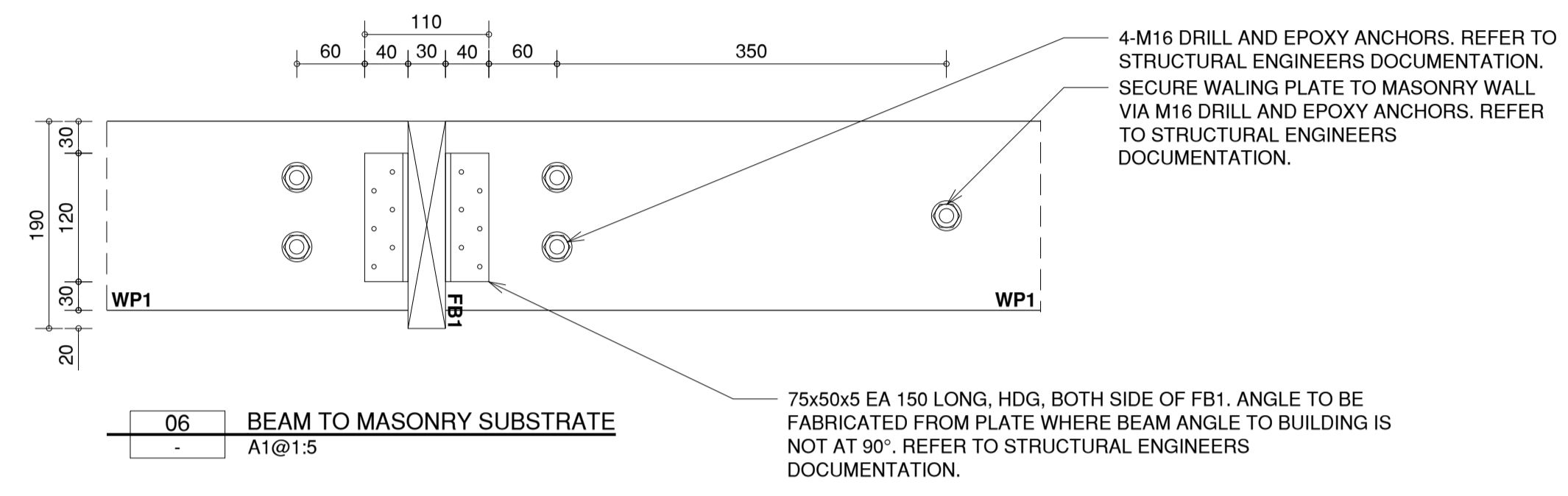
03 BEAM TO EXISTING MASONRY SUBSTRATE
A1@1.5



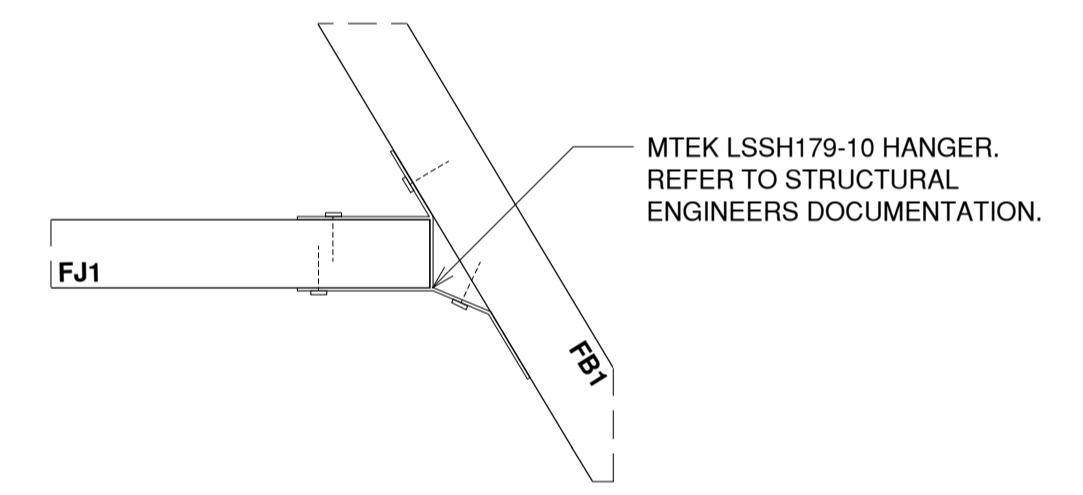
04 CAST IRON POST PLATE FIXING
A1@1.5



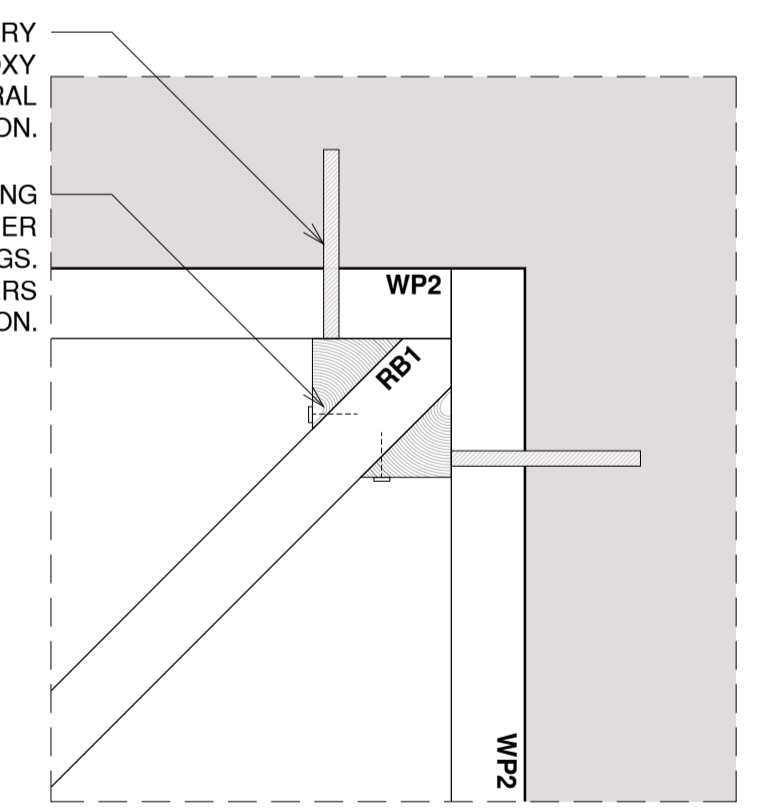
05 CAST IRON POST TO FLOOR JOISTS
A1@1.5



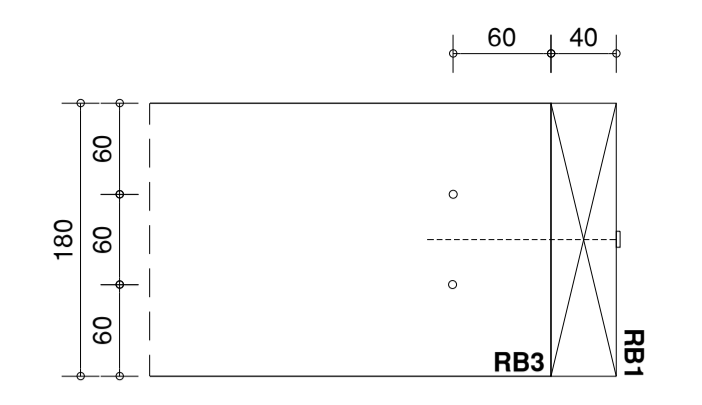
06 BEAM TO MASONRY SUBSTRATE
A1@1.5



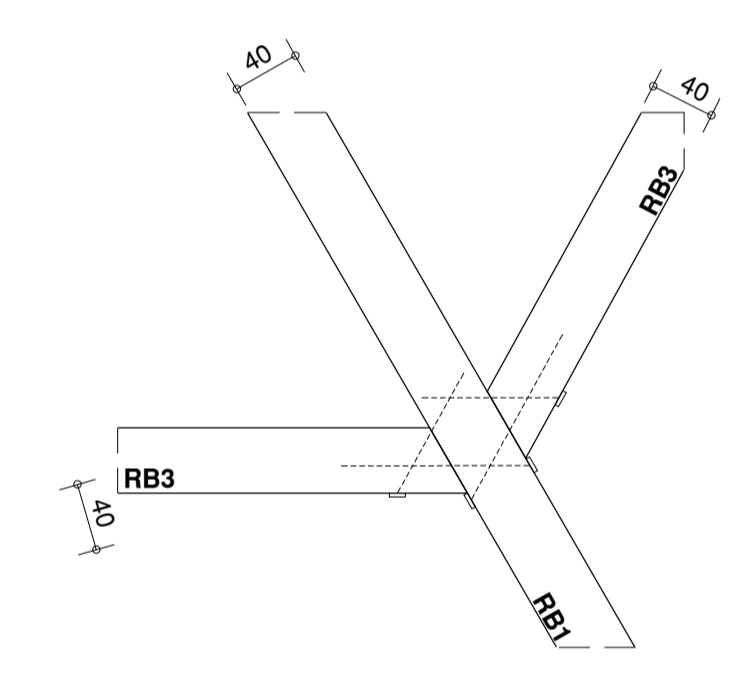
07 FIRST FLOOR JOIST TO BEAM CONNECTION
A1@1.5



08 ROOF BEAM TO WP2 CONNECTION
A1@1.5



09 ROOF BEAM CONNECTION
A1@1.5



10 ROOF BEAM CONNECTION
A1@1.5

GENERAL

CONDITION
X = eXisting
D = Demolition
S = Salvage
N = New

STRUCTURAL

GENERAL

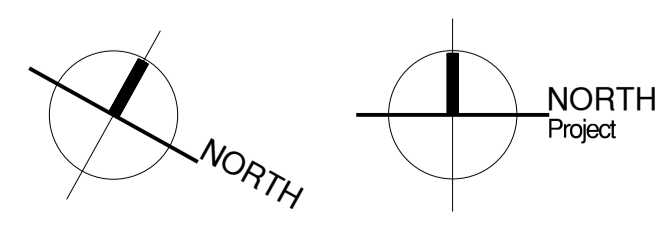
FB1 240x45 F17 CLASS 1 KD HW BEAM
FB2 (2)240x45 F17 CLASS 1 KD HW BEAM
RB1 175x42 SMART LVL 15 H3 TREATED BEAM
RB2 220x45 F17 CLASS 1 KD HW BEAM
RB3 180x45 F17 CLASS 1 KD HW BEAM
WP1 220x45 F17 CLASS 1 KD HW WALING PLATE
WP2 180x45 F17 CLASS 1 KD HW BEAM
EB EXISTING BEAM
C1 1000x12 THICK CAST IRON COLUMN
FJ1 220x45 AT 450 CTRS F17 CLASS 1 KD HW JOIST
*REFER TO STRUCTURAL ENGINEER DOCUMENTATION

STRUCTURAL WORKS NOTES

- CONTRACTOR TO REFER TO STRUCTURAL ENGINEERS DOCUMENTATION.
- ALL NEW STRUCTURAL TIMBER MEMBERS ARE TO BE STRESS GRADE AS SPECIFIED WITHIN STRUCTURAL ENGINEER DOCUMENTATION.
- ALL NEW STRUCTURAL METAL MEMBERS ARE TO BE GRADED AS PER STRUCTURAL ENGINEERS DOCUMENTATION.
- FASTENERS, BOLTS, FIXINGS, AND LIKE TO BE HOT DIP GALVANIZED AS SPECIFIED.

DISCLAIMER: Check and verify all dimensions prior to commencement of work. Seek clarification of inconsistencies / conflicts. Do not scale from the drawing. Any form of reproduction of this drawing in full or in part, without written permission of Conservation Studio Australia Pty Ltd constitutes an infringement of copyright. © This drawing is copyright and shall remain the property of Conservation Studio Australia Pty Ltd.

REVISION	DATE	DESCRIPTION
A	21.08.2025	DRAFT ISSUE TO CLIENT
B	02.03.2025	ISSUE TO CLIENT



FOR INFORMATION ONLY

CLIENT:

Level 32, Tower 2, 727 Collins Street, Melbourne, VIC, 3008

ARCHITECT:

conservation studio

The Block Arcade - Level 4 - Suite 421
282-284 Collins Street Melbourne VIC 3000
contact@conservationstudio.com.au
ARBV 51907 ABN 85 635 338 233

0 100m 250mm
Graphic scale 1:5

PROJECT: ELIM HOUSE VERANDAH
ADDRESS: 29 ERIN STREET, RICHMOND, VIC, 3121

PROJECT NO.: 25054
DRAWN: CB **CHECKED:** DB

DRAWING TITLE: ELIM HOUSE VERANDAH PROPOSED STRUCTURAL DETAILS

REVISION: B **DRAWING NO.:** 25054.2.10

SCALE: 1:5@A1

GENERAL

CONDITION
 X = eXisting
 D = Demolition
 S = Salvage
 N = New

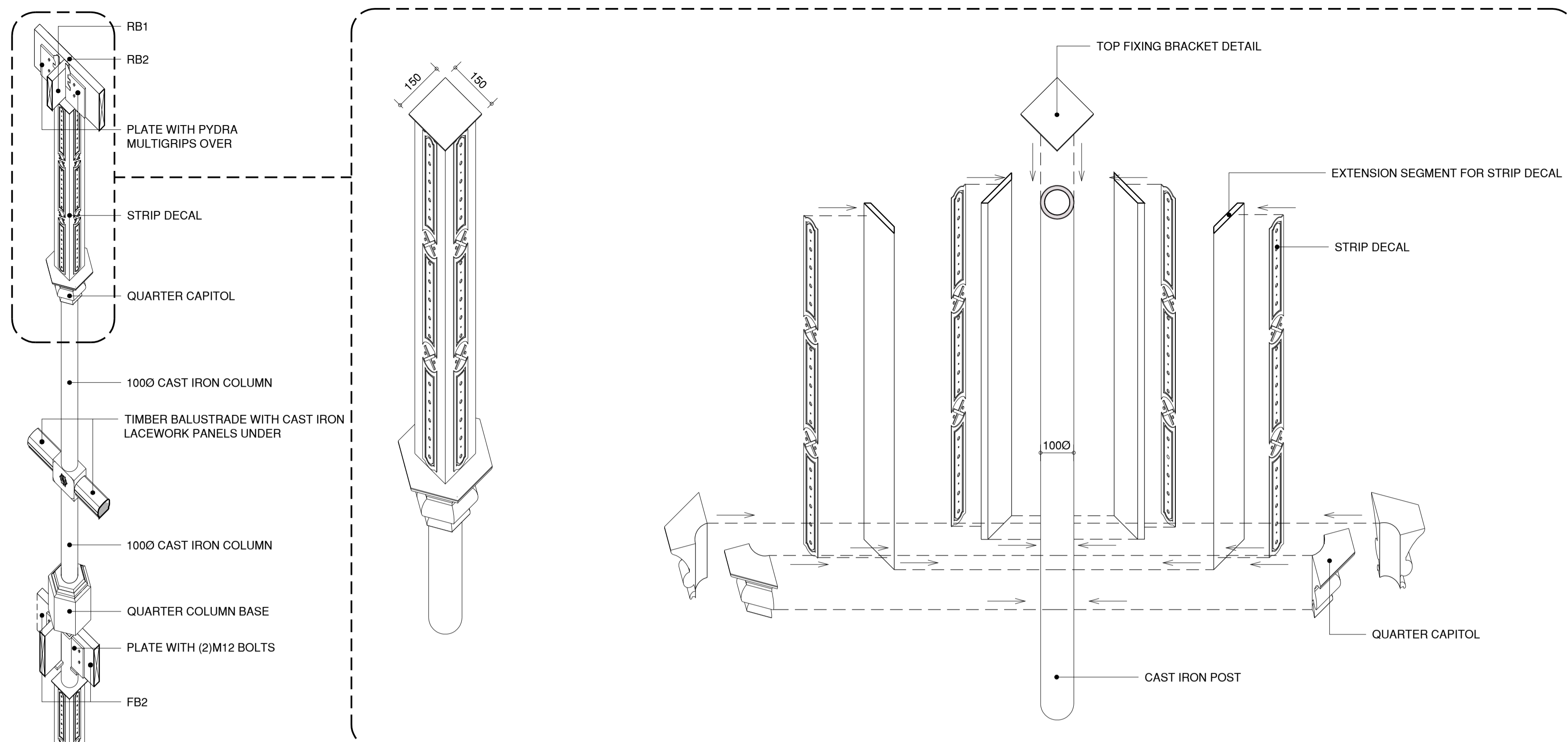
STRUCTURAL

GENERAL

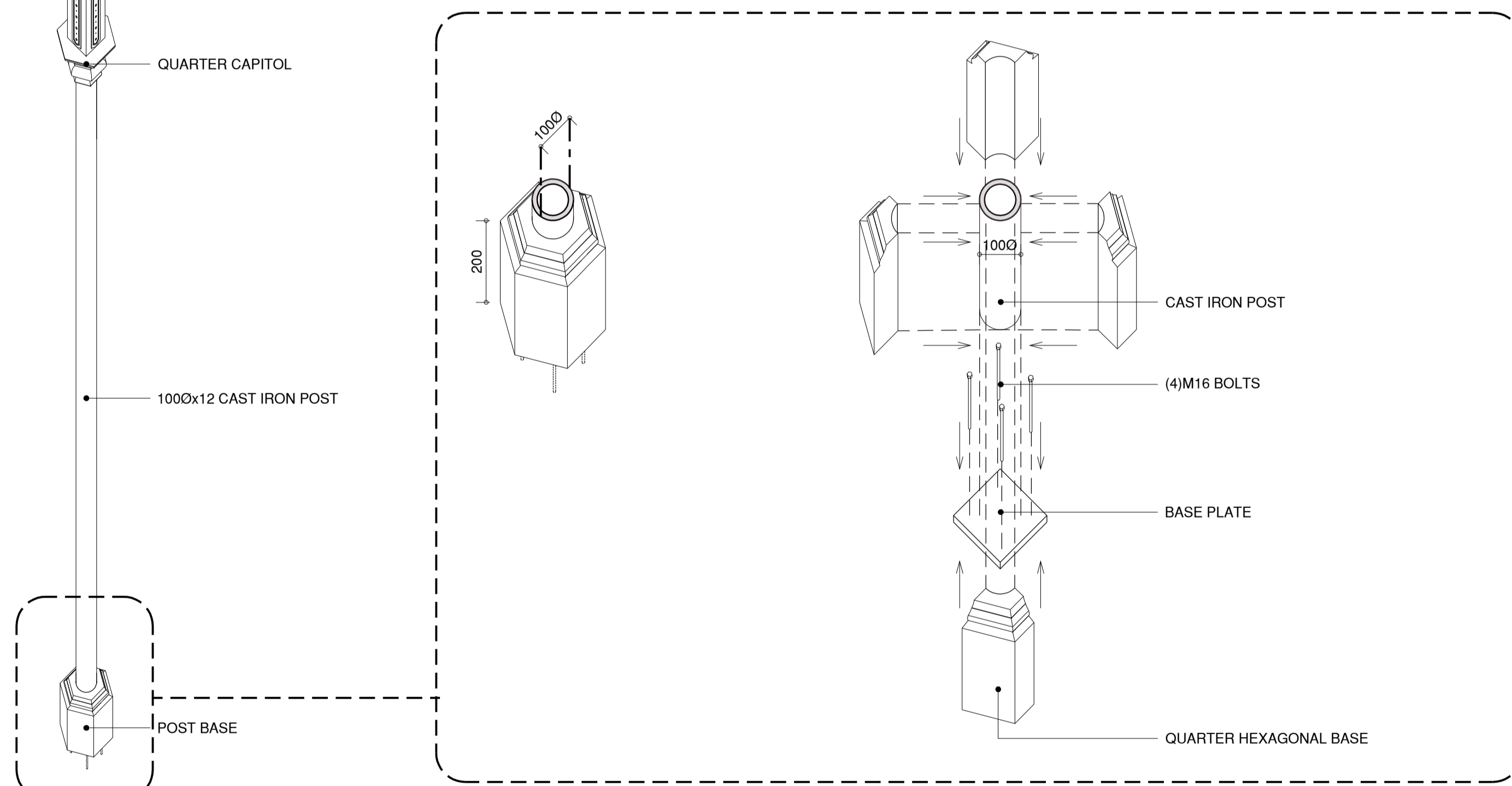
- FB1 240x45 F17 CLASS 1 KD HW BEAM
 - FB2 (2)240x45 F17 CLASS 1 KD HW BEAM
 - RB1 175x42 SMART LVL 15 H3 TREATED BEAM
 - RB2 220x45 F17 CLASS 1 KD HW BEAM
 - RB3 180x45 F17 CLASS 1 KD HW BEAM
 - WP1 220x45 F17 CLASS 1 KD HW WALING PLATE
 - WP2 180x45 F17 CLASS 1 KD HW BEAM
 - EB EXISTING BEAM
 - C1 1000x12 THICK CAST IRON COLUMN
 - FJ1 220x45 AT 450 CTRS F17 CLASS 1 KD HW JOIST
- *REFER TO STRUCTURAL ENGINEER DOCUMENTATION

STRUCTURAL WORKS NOTES

1. CONTRACTOR TO REFER TO STRUCTURAL ENGINEERS DOCUMENTATION.
2. ALL NEW STRUCTURAL TIMBER MEMBERS ARE TO BE STRESS GRADE AS SPECIFIED WITHIN STRUCTURAL ENGINEER DOCUMENTATION.
3. ALL NEW STRUCTURAL METAL MEMBERS ARE TO BE GRADED AS PER STRUCTURAL ENGINEERS DOCUMENTATION.
4. FASTENERS, BOLTS, FIXINGS, AND LIKE TO BE HOT DIP GALVANIZED AS SPECIFIED.

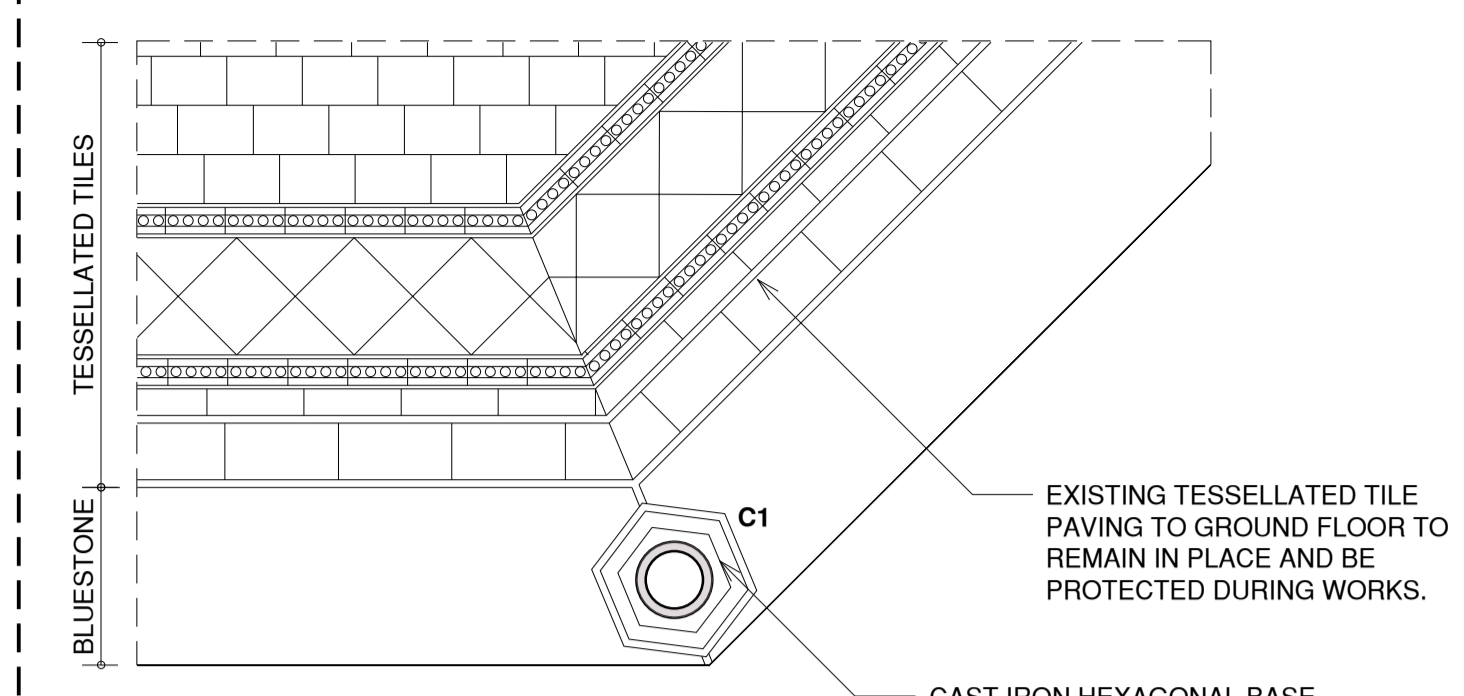


02 STRIP DECAL & QUARTER CAPITOL AXO
 A1@1:10

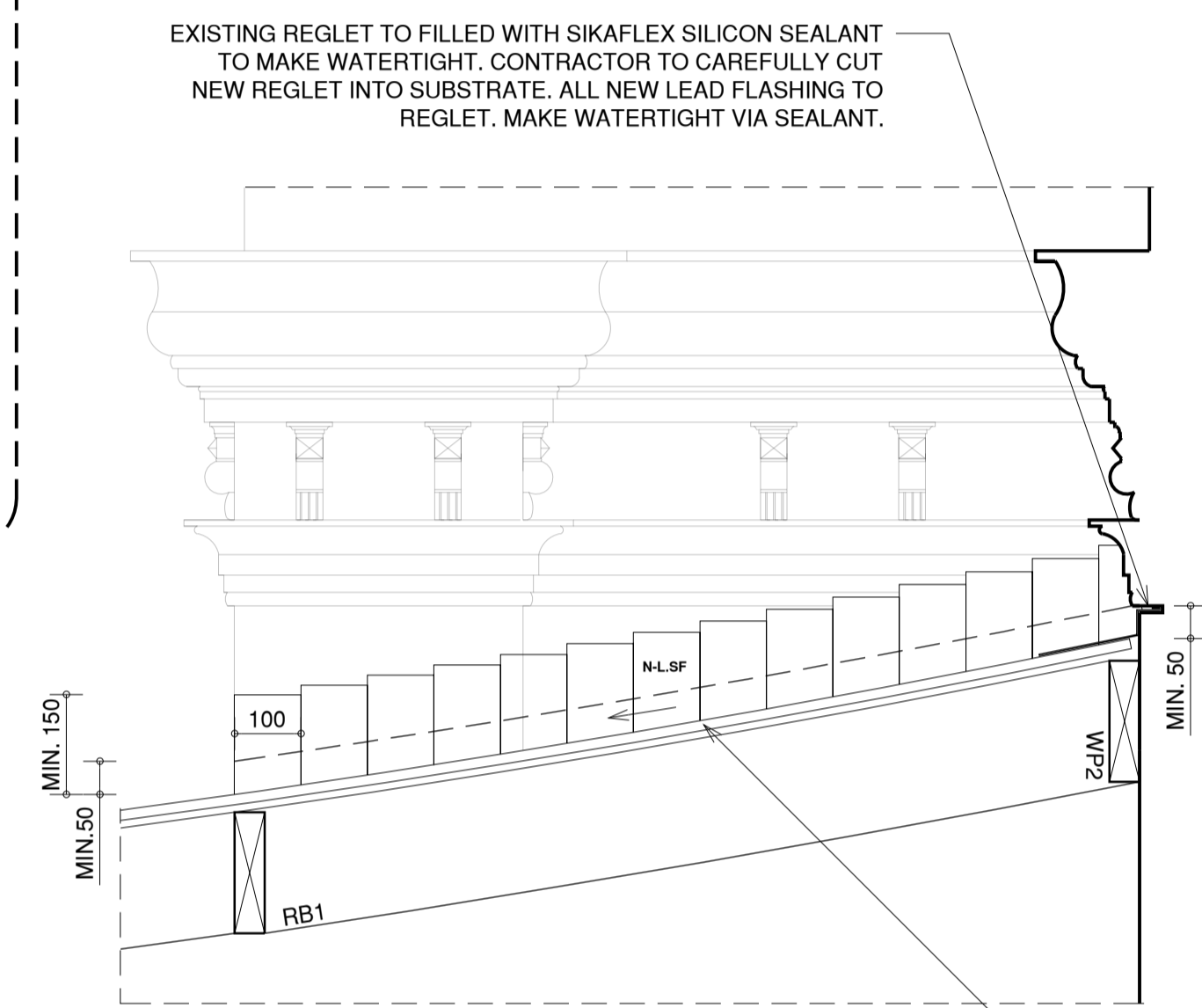


03 HEXAGONAL BASE POST AXO
 A1@1:10

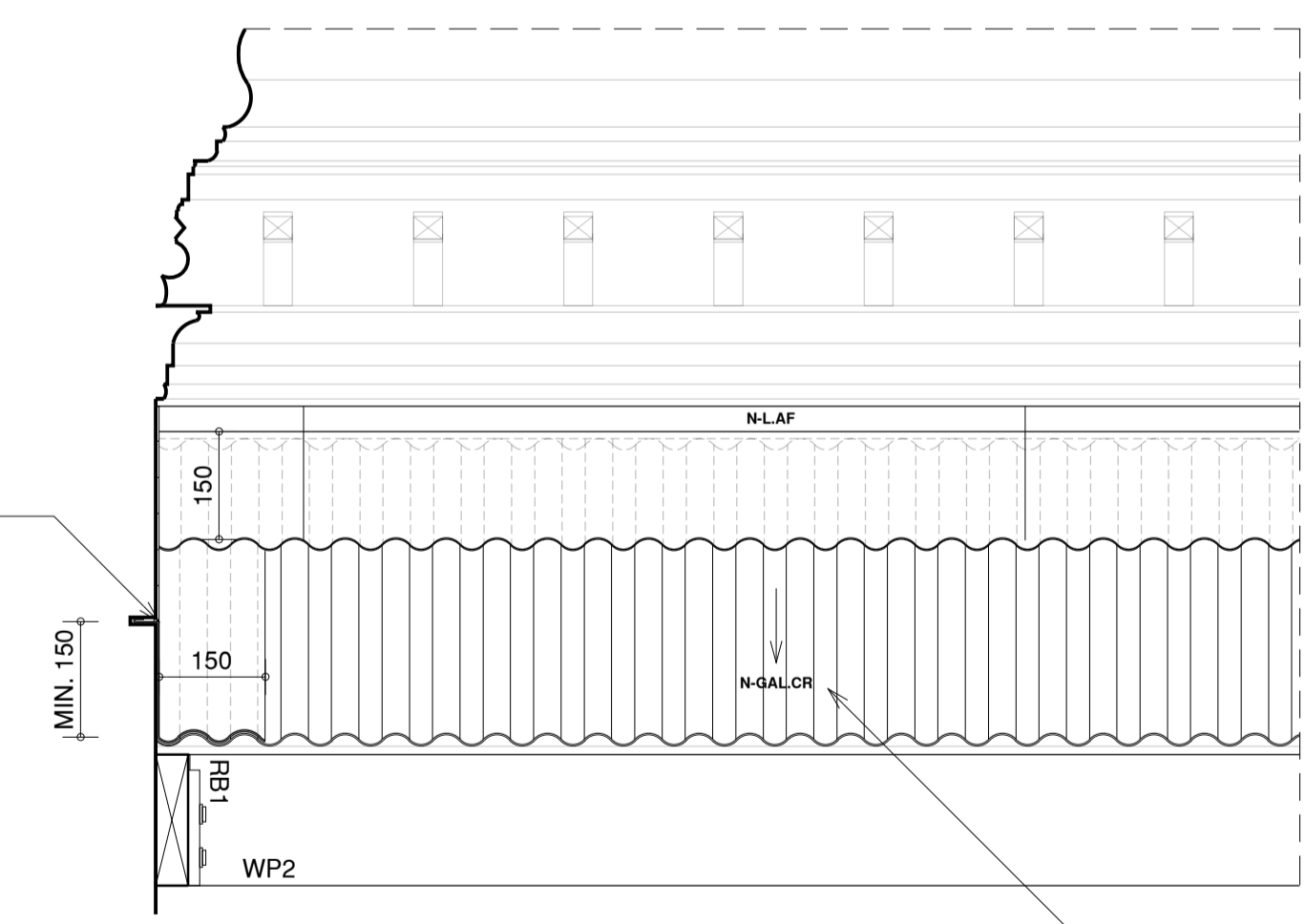
01 C1 AXO
 A1@1:20



04 POST FIXING - SET OUT PLAN
 A1@1:10



05 ABUTMENT FLASHING TYPICAL
 A1@1:10



06 STEP FLASHING TYPICAL
 A1@1:10

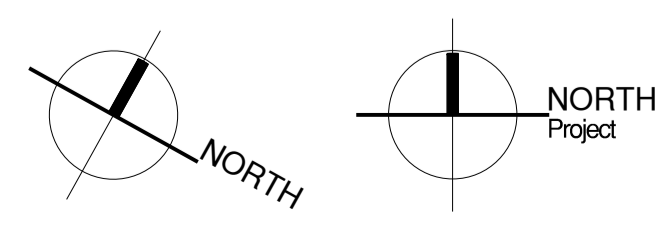
ALL NEW LEAD FLASHING. EXISTING REGLET TO BE INFILLED WITH SIKAFLEX SILICONE SEALANT TO MAKE WATERTIGHT. NEW REGLET TO BE CAREFULLY CUT INTO SUBSTRATE. LEAD FLASHING TO TERMINATE WITHIN REGLET. MAKE WATERTIGHT VIA SEALANT.

0 100mm 500mm
 Graphic scale 1:10

0 0.2m 1m
 Graphic scale 1:20

DISCLAIMER: Check and verify all dimensions prior to commencement of work. Seek clarification of inconsistencies / conflicts. Do not scale from the drawing. Any form of reproduction of this drawing in full or in part, without written permission of Conservation Studio Australia Pty Ltd constitutes an infringement of copyright. © This drawing is copyright and shall remain the property of Conservation Studio Australia Pty Ltd.

REVISION	DATE	DESCRIPTION
A	21.08.2025	DRAFT ISSUE TO CLIENT
B	02.03.2025	ISSUE TO CLIENT



FOR INFORMATION ONLY


CLIENT:

 Level 32, Tower 2, 727 Collins Street,
 Melbourne, VIC, 3008

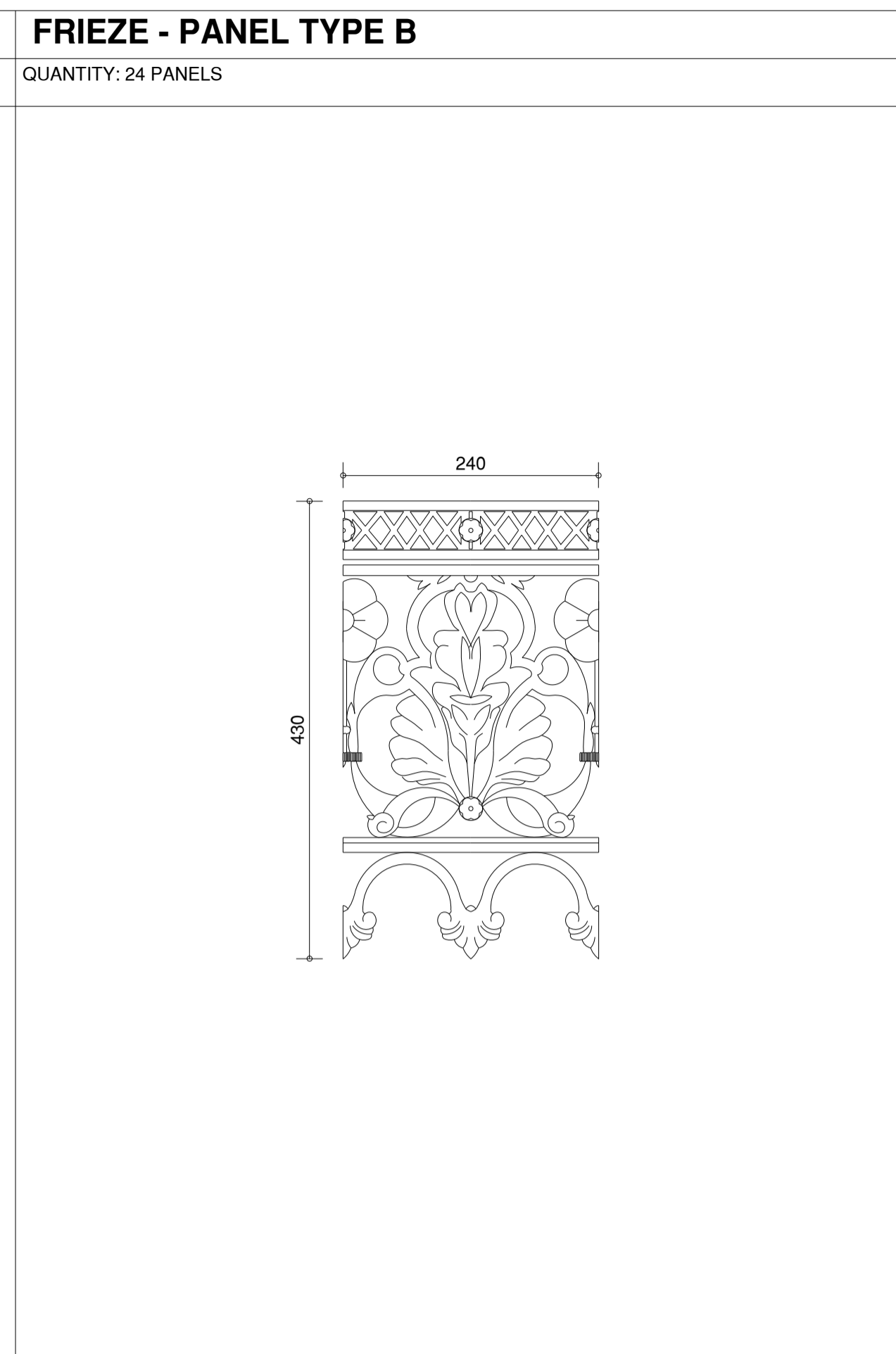
ARCHITECT:
conservation studio
 The Block Arcade - Level 4 - Suite 421
 282-284 Collins Street Melbourne VIC 3000
 contact@conservationstudio.com.au
 ABEV 51907 ABN 85 635 338 233

PROJECT: ELIM HOUSE VERANDAH
ADDRESS: 29 ERIN STREET, RICHMOND, VIC, 3121
PROJECT NO.: 25054
DRAWN: CB **CHECKED:** DB


DRAWING TITLE: ELIM HOUSE VERANDAH PROPOSED TYPICAL DETAILS
REVISION: B **DRAWING NO.:** 25054.2.11
SCALE: 1:10@A1




ELEVATION | SCALE 1:5@A1



ELEVATION | SCALE 1:5@A1



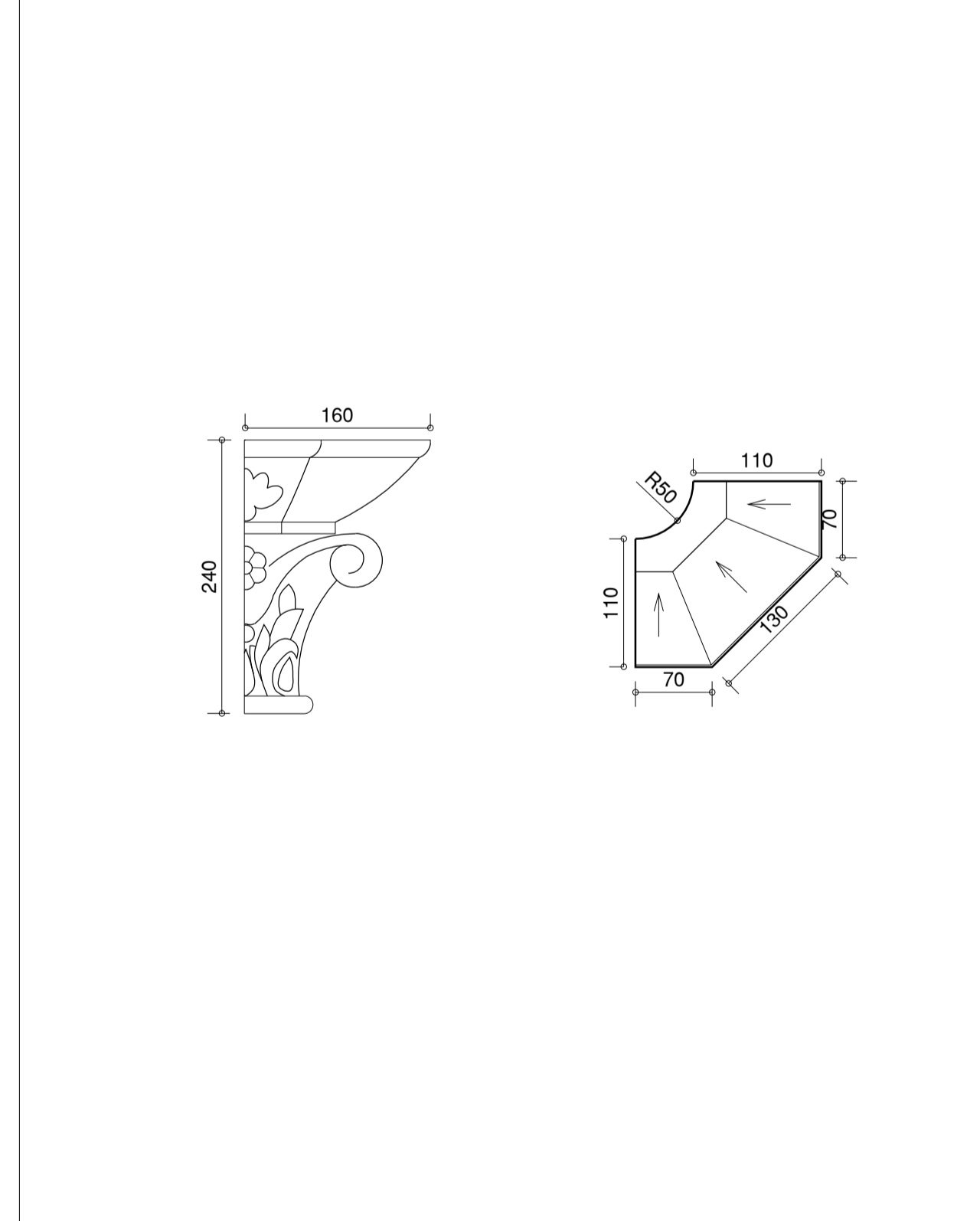
ELEVATION | SCALE 1:5@A1



ELEVATION | SCALE 1:5@A1

CORINTHIAN QUARTER CAPITAL - TYPE A

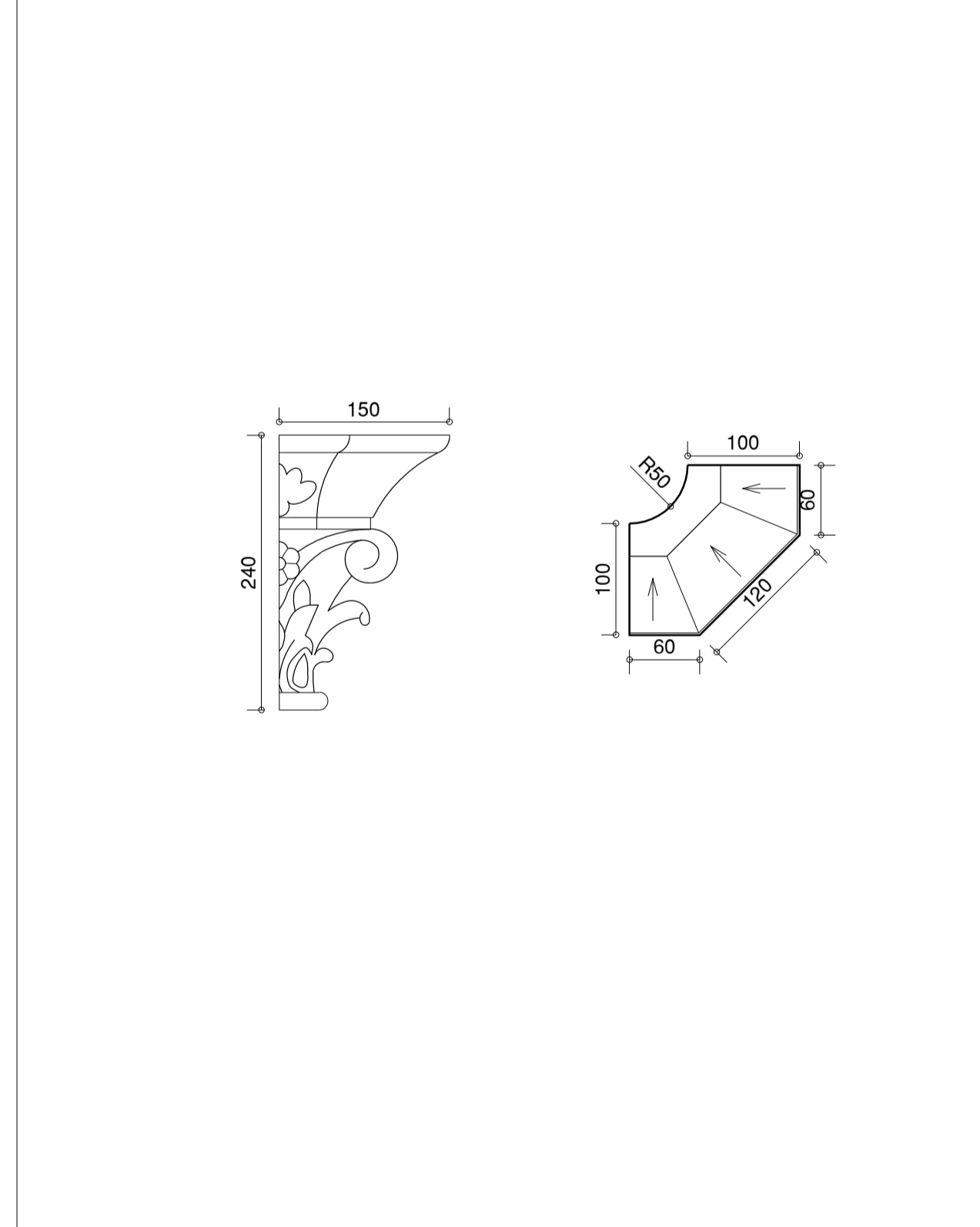
QUANTITY: 36 QUARTER CAPITALS



PLAN & ELEVATION | SCALE 1:5 @A1

CORINTHIAN QUARTER CAPITAL - TYPE B

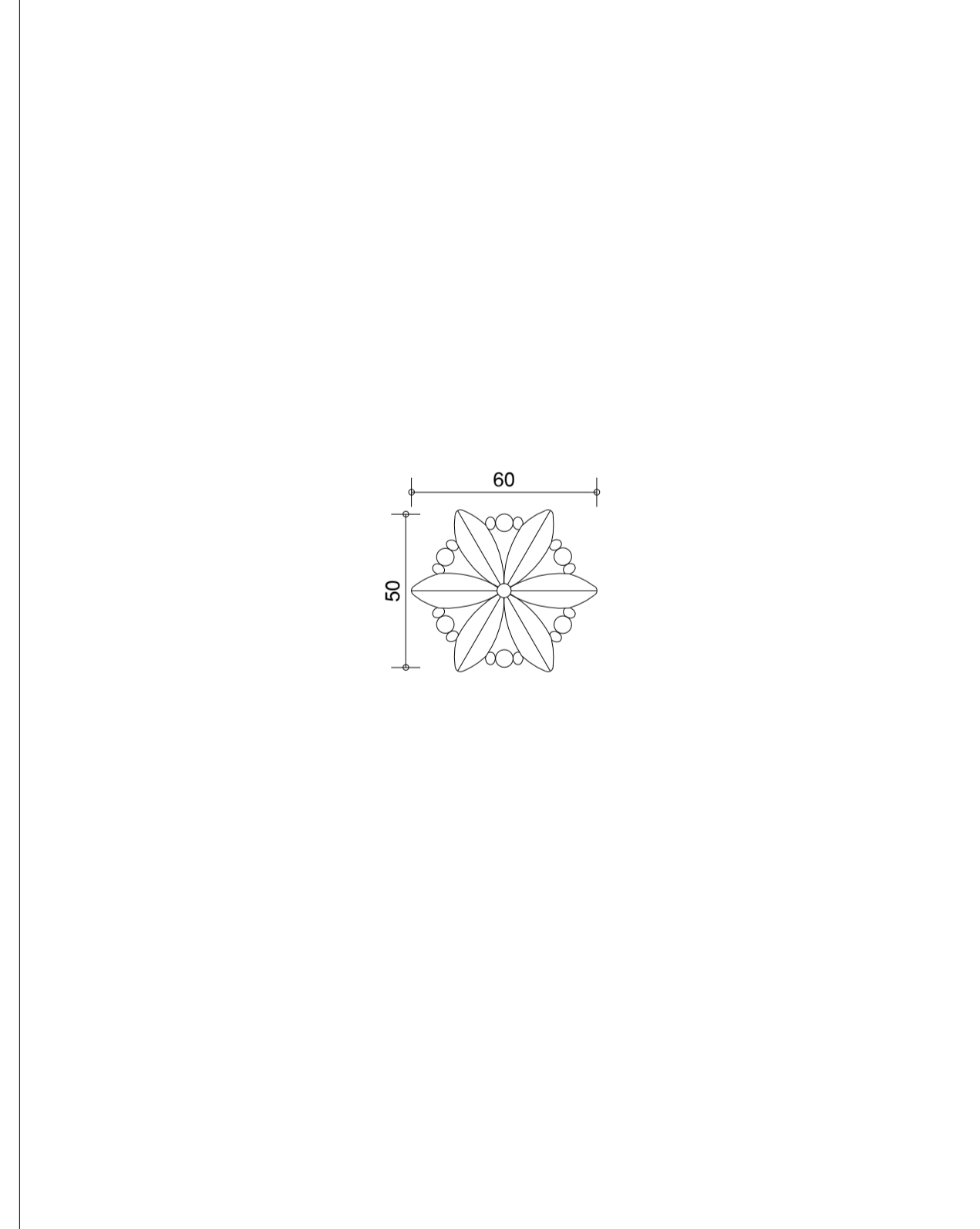
QUANTITY: 36 QUARTER CAPITALS



PLAN & ELEVATION | SCALE 1:5 @A1

CAST IRON ROSETTE


QUANTITY: 32 ROSETTES



ELEVATION | SCALE 1:2 @A1

STRIP DECAL

QUANTITY: 72 STRIP DECALS



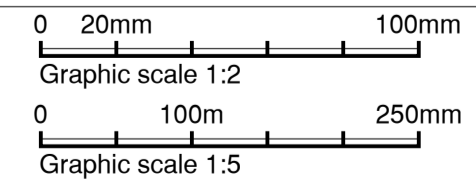
ELEVATION | SCALE 1:5 @A1

GENERAL

CONDITION
X = eXisting
D = Demolition
S = Salvage
N = New

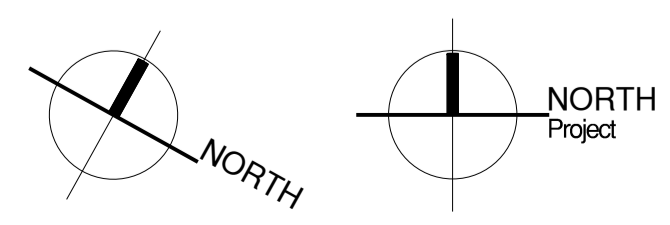
RECONSTRUCTION WORKS NOTES

- EXISTING CASTINGS ARE TO BE USED AS THE PRINCIPAL REFERENCE FOR THE REPLICATION OF EXISTING ARCHITECTURAL IRONWORK. WHERE NONE EXIST, PHOTOGRAPHIC OR MANUFACTURERS CATALOGUES SHOULD BE USED AS REFERENCE.
- CONTRACTOR IS TO CAREFULLY DISMANTLE ONE OF EACH SPECIFIED CAST IRON ITEMS FOR USE AS A TEMPLATE FOR REPLICATION WORKS.
- PRIOR TO THE DISMANTLING OF CAST IRON WORKS, CONTRACTOR IS TO ENSURE THAT ADEQUATE SECURE FACILITIES AND SPACE FOR STORAGE, LAYING OUT AND HANDLING ARE PROVIDED FOR.
- ITEMS FOR USE AS TEMPLATES ARE TO UNDERGO CAREFUL CLEANING TO ALLOW FOR IT TO DIRECTLY BE USED AS A PATTERN FOR REPLICATION OF SEGMENTS.
- FOLLOWING CLEANING AND PAINT REMOVAL OF TEMPLATE ELEMENTS, ITEMS ARE TO BE INSPECTED BY CONSERVATION ARCHITECT TO CONFIRM WHETHER THEY ARE APPROPRIATE FOR USE AS A TEMPLATE FOR CASTING OR IF TOO MUCH SHRINKAGE HAS OCCURRED. EXISTING CASTINGS MAY ONLY BE USED AS A PATTERN WHERE THE RESULTING SHRINKAGE AND LOSS OF DETAIL IS CONSIDERED TO BE ACCEPTABLE BY THE CONSERVATION ARCHITECT. THE AESTHETIC OF THE PATTERN SHOULD MATCH THE ORIGINAL CASTING IN FORM AND DETAIL TO PROVIDE AN IDENTICAL CASTING.
- IF TEMPLATE ELEMENTS ARE FOUND TO BE TOO FAR GONE FOR USE AS A CASTING TEMPLATE, DIGITAL DOCUMENTATION OF ITEMS IS TO BE ALTERNATIVELY USED FOR FABRICATION OF NEW ITEMS. CLIENT IS TO RETAIN OWNERSHIP OF PATTERNS WHERE NEW PATTERNS ARE TO BE FABRICATED.
- CASTINGS SHOULD BE MADE IN TRADITIONAL GREEN SAND AND HAND-MOULDED. GREY CAST IRON SHOULD BE USED. THE CASTING SHOULD BE SHARP AND HAVE CHARACTER TO MATCH THAT OF THE ORIGINAL COMPONENT. EXCESSIVE POROSITY OR DISTORTION WILL NOT BE ACCEPTED.
- CASTINGS MAY NOT BE FILLED, WELDED OR RE-WORKED IN ANY WAY UNLESS SPECIFIED BY THE CONSERVATION ARCHITECT.
- CONTRACTOR IS TO REFER TO DOCUMENTATION, MAKING NOTE THE INCLUDED PANEL PATTERNS. PATTERN APPROVAL IS TO BE UNDERTAKE FROM SAMPLE CASTING, TO BE REVIEWED AND APPROVED BY CONSERVATION ARCHITECT.



DISCLAIMER: Check and verify all dimensions prior to commencement of work. Seek clarification of inconsistencies / conflicts. Do not scale from the drawing. Any form of reproduction of this drawing in full or in part, without written permission of Conservation Studio Australia Pty Ltd constitutes an infringement of copyright. © This drawing is copyright and shall remain the property of Conservation Studio Australia Pty Ltd.

REVISION	DATE	DESCRIPTION
A	21.08.2025	DRAFT ISSUE TO CLIENT
B	02.03.2025	ISSUE TO CLIENT



FOR INFORMATION ONLY

CLIENT:

Level 32, Tower 2, 727 Collins Street,
Melbourne, VIC, 3008

ARCHITECT:
conservation studio
The Block Arcade - Level 4 - Suite 421
282-284 Collins Street Melbourne VIC 3000
contact@conservationstudio.com.au
AREV 51907 ABN 85 635 338 233

PROJECT: ELIM HOUSE VERANDAH
ADDRESS: 29 ERIN STREET, RICHMOND, VIC, 3121
PROJECT NO.: 25054
DRAWN: CB **CHECKED:** DB

DRAWING TITLE: ELIM HOUSE VERANDAH PROPOSED TYPICAL DETAILS
REVISION: B **DRAWING NO.:** 25054.2.12
SCALE: VAR@A1