















3 Acres  Landscape Architecture			Korumburra Railway Park Landscape Works		Landscape Materials & Colour Schedule 05.09.23 [T2]
			Project No. 22312		
Disclaimer: For definition and performance criteria of an approved alternative, General Requirements – Interpretations.					
Item	Item Description	Code	Design Code/Colour	Distributor/Manufacturer	Example Images/Comments
	Rail Trail	PAV1	Paving Type 1 Rail Trail 300mm wide concrete edge strips Asphalt paving infill Refer details and specifications.	n/a	 Example: Leongatha
	Exposed Aggregate Coloured Concrete	PAV2	Exposed Aggregate Coloured Concrete Strength: 32 MPa Finish: <u>Very Light grit-blast exposed aggregate finish.</u> Even slip resistance. Control joints: Sawcut crack control joints. Expansion joints: 8m maximum spacing, 10mm maximum width, ableflex filler, sealant to match concrete. Sealant: Miteq penetrating sealer 102 or similar approved	Geostone ‘Grandridge’ Holcim Geostone Newhaven Display Centre 886 Phillip Island Rd Newhaven VIC 3925 OR SIMILAR APPROVED	 Very Light Exposed Aggregate Finish Required. Prepare 1m2 test sample.

	Multi-purpose Court Surface	PAV3	Coloured Concrete Strength: 32 MPa Finish: Steel Float Finish Even slip resistance. Control joints: Sawcut crack control joints. Expansion joints: 8m maximum spacing, 10mm maximum width, ableflex filler, sealant to match concrete. Sealant: Miteq penetrating sealer 102 or similar approved	Geostone 'Spinel' Holcim Geostone Newhaven Display Centre 886 Phillip Island Rd Newhaven VIC 3925 OR SIMILAR APPROVED	
	Exposed Aggregate Coloured Concrete	PAV4	Exposed Aggregate Coloured Concrete Strength: 32 MPa Finish: <u>Very Light grit-blast exposed aggregate finish.</u> Even slip resistance. Control joints: Sawcut crack control joints. Expansion joints: 8m maximum spacing, 10mm maximum width, ableflex filler, sealant to match concrete. Sealant: Miteq penetrating sealer 102 or similar approved	Geostone 'Powlett River' Holcim Geostone Newhaven Display Centre 886 Phillip Island Rd Newhaven VIC 3925 OR SIMILAR APPROVED	 Very Light Exposed Aggregate Finish Required. Prepare 1m2 test sample.
	Granitic Gravel	PAV5	Compacted granitic gravel Colour: Yellow/Brown Size: 5mm minus gravel Depth: 50mm Sub-base: 100mm depth class 3 FCR 95% MMD. Edging as detailed & specified.	Soilworx 1150 Koo Wee Rup Road Pakenham Vic 3810 T 9361 1300 OR SIMILAR APPROVED	



					
	Garden Bed Type 1 (300mm depth Imported topsoil)	GB1	Imported topsoil, 300mm depth as detailed & specified. Dryland Terrestrial Native Planting Specification. To accord with Soil Native Garden Mix Australian Standard 4419. Organic mulch, 75mm depth as detailed & specified.	Imported Soil: Ecodynamics Eco Turf & Garden Mix Soil Local Supplier: Burra Garden Supplies 34 South Gippsland Hwy Korumburra Vic 3950 Mulch: Aquamax Water Saving Mulch Soilworx. 1150 Koo Wee Rup Road Pakenham Vic 3810 T 9361 1300 OR SIMILAR APPROVED	
	Garden Bed Type 2 (150mm depth imported topsoil)	GB2	Imported topsoil, 150mm depth as detailed & specified. Dryland Terrestrial Native Planting Specification. To accord with Soil Native Garden Mix Australian Standard 4419. Organic mulch, 75mm depth as detailed & specified.	Imported Soil: Ecodynamics Eco Turf & Garden Mix Soil Local Supplier: Burra Garden Supplies 34 South Gippsland Hwy Korumburra Vic 3950 Mulch: Landscapers Mulch Soilworx 1150 Koo Wee Rup Road Pakenham Vic 3810 T 9361 1300 OR SIMILAR APPROVED	


	Garden Bed Type 3 (300mm depth Imported topsoil) Inorganic Mulch	GB3	Imported topsoil, 300mm depth as detailed & specified. Dryland Terrestrial Native Planting Specification. To accord with Soil Native Garden Mix Australian Standard 4419. Inorganic mulch: 75mm depth 60mm Bluestone ballast as detailed & specified.	Imported Soil: Ecodynamics Eco Turf & Garden Mix Local Supplier: Burra Garden Supplies 34 South Gippsland Hwy Korumburra Vic 3950 Mulch: 60mm Bluestone Ballast Kennedys Garden Supplies T 03 5996 2504 E info@kennedys.net.au 1635 South Gippsland Highway, Cranbourne, Victoria OR SIMILAR APPROVED	 
	Organic Mulch Area	M1	Organic mulch, 75mm depth as detailed & specified.	Mulch: Landscapers Mulch Soilworx 1150 Koo Wee Rup Road Pakenham Vic 3810 T 9361 1300 OR SIMILAR APPROVED	





	Bioretention Swale		Bioretention Swale Media Refer Civil Drawings. Inorganic mulch, 50mm depth Hillview Brown Screenings as detailed & specified.	Hillview Quarries Hillview Quarry Drive, Dromana VIC 3936 T (03) 5987 2600 OR SIMILAR APPROVED	
	Lawn Type 1 (300mm depth imported topsoil & turf).	L1	Imported topsoil, 300mm depth. Kikuyu Turf.	Imported Soil: Ecodynamics Eco Turf & Garden Mix Soil Local Supplier: Burra Garden Supplies 34 South Gippsland Hwy Korumburra Vic 3950 Turf: Eureka Premium Village Green Kikuyu Turf OR SIMILAR APPROVED	
	Lawn Type 2 (100mm depth imported topsoil & hydroseeded grass).	L2	Imported topsoil, 300mm depth. Kikuyu Turf.	Imported Soil: Ecodynamics Eco Turf & Garden Mix Soil Local Supplier: Burra Garden Supplies 34 South Gippsland Hwy Korumburra Vic 3950 Hydroseeded Grass as specified.	



	Landscape Rocks	LR	Mansfield Mudstone Landscape Rocks Approximately 1000mmL x 400-500mmW x 400-600mmD.	Rocksplus T (03) 8761 6930 info@rocksplus.com.au 561 Dorset Road Bayswater North, VIC 3153 OR SIMILAR APPROVED	
	Steel Edging	SE	Steel Edging As per details and specification		
	Concrete Edge Strip	CE	Concrete Edging Refer IDM for concrete edge details and specifications.	N/A	
	Fence Type 1. 1200mm high Post & Wire Fence	F1	Fence Type 1. 1200mm high Post & Wire Fence	N/A	


	Fence Type 2. 1200mm high Steel Mesh Fence	F2	Fence Type 2 1200mm high Acacia-style Steel Mesh Fence Colour: Powdercoated Monument TO MATCH NEW EXISTING FENCE AT STATION PLATFORM	ARC Fences OR SIMILAR APPROVED	 <p><i>Example: Korumburra Station Platform</i></p>
	Fence Type 3. 1200mm high Barrier Fence	F3	Fence Type 3 1200mm high barrier fence Steel frame with timber slats. Refer detail & specification.	N/A	 <p><i>Example only. Refer details &amp; specifications.</i></p>



	Fence Type 4. 2.15m high steel mesh sports fence	F4	Fence Type 4 2.15m high black mesh fence PVC coated Mesh Powder-coated steel posts & frames.	N/A	
	Rail Track Landscape Feature	R1	Rail Track Landscape Feature Refer details & specification	N/A	
	Landscape Furniture Type 1	LF1	Seat with Back Hobart Seat with Back & Armrests Product Code 89110-Arm Type: Bolt down mounting Frame: Powdercoated Charcoal Slats: Timber look Aluminium - Ironbark Fasteners: Stainless Steel	Suggested Supplier: E.P. Draffin Manufacturing Pty Ltd 9 Edelmaier Street Bayswater Victoria, Australia, 3153. T 9720 1033 E <a href="mailto:info@draffin.com.au">info@draffin.com.au</a> OR SIMILAR APPROVED	  <p><i>Typical product image shown. Refer schedule notes for final materials &amp; colour.</i></p>






	Landscape Furniture Type 2	LF2	<p>Bench Hobart Bench Product Code 89111 Type: Bolt down mounting Frame: Powdercoated Charcoal Slats: Timber look Aluminium - Ironbark Fasteners: Stainless Steel</p>	<p>Suggested Supplier: E.P. Draffin Manufacturing Pty Ltd 9 Edelmaier Street Bayswater Victoria, Australia, 3153. T 9720 1033 E info@draffin.com.au OR SIMILAR APPROVED</p>	 <p><i>Typical product image shown. Refer schedule notes for final materials &amp; colour.</i></p>
	Landscape Furniture Type 3	LF3	<p>Picnic Setting – Standard Hobart Picnic Setting Product Code 89111 x 2 (Bench) &amp; 89112 (Table) Type: Bolt down mounting Frame: Powdercoated Charcoal Slats: Timber look Aluminium - Ironbark Fasteners: Stainless Steel</p>	<p>Suggested Supplier: E.P. Draffin Manufacturing Pty Ltd 9 Edelmaier Street Bayswater Victoria, Australia, 3153. T 9720 1033 E info@draffin.com.au OR SIMILAR APPROVED</p>	

					 <p><i>Typical product image shown. Refer schedule notes for final materials &amp; colour.</i></p>
	Landscape Furniture Type 4	LF4	<p>Picnic Setting – Large Wheelchair accessible. Hobart Picnic Setting Product Code 89111 x 4 (Modified Bench) &amp; 89112 (Modified Table) Type: Bolt down mounting Frame: Powdercoated Charcoal Slats: Timber look Aluminium - Ironbark Fasteners: Stainless Steel</p>	<p>Suggested Supplier: E.P. Draffin Manufacturing Pty Ltd 9 Edelmaier Street Bayswater Victoria, Australia, 3153. T 9720 1033 E info@draffin.com.au OR SIMILAR APPROVED</p>	

					 <p><i>Typical product image shown. Refer schedule notes for final materials &amp; colour.</i></p>
	Landscape Furniture Type 5	LF5	Pre-cast Concrete Ottoman Seat 1000mm dia. X 500mm height Finish: Light Shot Blast	Suggested Supplier: SVC 38 Japaddy Street, Mordialloc 3195 T 1300 287 782 E <a href="mailto:sales@svc.com.au">sales@svc.com.au</a> OR SIMILAR APPROVED	
	Landscape Furniture Type 6	LF6	Bike Rail 950mmL x 855mmH 50mm dia. 316 Stainless Steel Satin Polished Finish. Surface mounted. Baseplate bolted to concrete pavement.	Suggested Supplier: Commercial Systems Australia 42A Orchard Street Kilsyth South 3137 T 03 9723 4111 E <a href="mailto:admin@commercialsystems.com.au">admin@commercialsystems.com.au</a> OR SIMILAR APPROVED	

	Landscape Furniture Type 7	LF7	Bin Surround Product Code 3-BN530 316 Grade Stainless Steel Litter bin frame and curved top complete with recycled composite slats. Smokers butt bin in front doors. Size: 240L	Suggested Supplier: Urban Design Group OR SIMILAR APPROVED	 <p><i>Typical product image shown. Refer schedule notes for final materials &amp; colour.</i></p>
	Landscape Furniture Type 8	LF8	Electric BBQ Christie Icon Large All-Access Barbecue Cabinet. 2 Hotplates. Stainless Steel top Powder-coated Monument Base	Christie P. O. Box 8279 Carrum Downs, VICTORIA, 3201 AUSTRALIA 5 Lakewood Boulevard, Carrum Downs, Victoria 3201 Australia T 1300 135 227 OR SIMILAR APPROVED	 <p><i>Typical product image shown. Refer schedule notes for final materials &amp; colour.</i></p>
	Landscape Furniture Type 9	LF9	Stainless Steel Bollard. 100NB – (114.3mm) x 3.05mm Grade 304 Stainless Steel Pipe Fixed insitu within footing.	Leda Security or similar approved.	

					
	Landscape Furniture Type 10	SF1 SF2	Salvaged Switch Lever. Lever to be carefully unscrewed, removed, cleaned and repainted. Lever to be reinstalled at original location and fixed in place with movement locked. Refer details & specification.	N/A	 <p>Existing switch lever shown.</p>
	Basketball/Netball Tower	BB	<p>Truline Code 24233</p> <p>Single noise reduction reversible basketball/netball tower.</p> <p>Outreach to match court dimensions (netball &amp; basketball)</p> <p>Galvanised Steel Posts.</p> <p>All Weather HD Backboard.</p> <p>Competition 20-22mm HD Double Strutted Ring</p> <p>Building application drawings and building permit by the manufacturer.</p> <p>Works inclusive of footings, engineering and permits. Install to manufacturer's recommendations.</p>	<p>Truline Australia Pty Ltd</p> <p>221 Colchester Rd</p> <p>Kilsyth VIC 3137</p> <p>E sales@trulineaustralia.com.au</p> <p>T 1800 99 55 77</p> <p>or similar approved.</p>	



--	--	--	--	--	--

<END>