

SCH-01 EXISTING WINDOWS SCHEDULE OF WORKS**AIRLIE MANSION 425 ST KILDA RD, MELBOURNE 3004**

Revision: DD1





Date: 15/11/2023






General Notes:





- This Schedule is to be read in conjunction with the Drawings.
- Refer to Menu of Methods of Repair for detailed description of Repair Codes.
- All dimensions are nominal only and to be confirmed on site by Contractor prior to commencement of the works.
- All windows restoration/refurbishment works to be confirmed on site by Contractor with the Architect prior to commencement of the works.
- Prepare shop drawings setting out the size and profiles of members, joint details, fixings and the like for approval by the Architect prior to commencement of works.









Repair works scope:





- Retain all existing glazing, unless otherwise noted in this Schedule.
- Remove paint, prepare & repaint *all* windows, paint removal is to the interior and painting is to both exterior and interior sides
- Remove all existing non-original hardware, blinds, other window accessories and the like in preparation for windows restoration works. Ensure all holes to be fully filled with timber putty and sanded flush.
- Where windows are temporarily removed, provide temporary protection in the form of plywood hoarding to all openings.
- Clean all windows before commencement and after completion of works





EXISTING WINDOWS										
ITEM / CODE	INTERIOR	EXTERIOR	TYPE	LOCATION	NOM SIZE (WIDTH x HEIGHT)	REFURBISHMENT WORKS	NEW WINDOW COVERINGS	NEW GLAZING	NEW BRUSH SEALS	OTHER COMMENTS
Basement Windows										
XWB-01	 	(Exterior photo not available)	Double Hinged timber window with flyscreen and security bars	Basement Floor, Room B01	1100x740	<ul style="list-style-type: none"> Refer to general notes on repair/refurbishment works Fix window in closed position 	-	Yes, new opaque glazing (Repair Code C2)	-	
Ground Floor Windows										
XWG-01			Double Hung Sash Window	Ground Floor, Room G01	2040x1980	<ul style="list-style-type: none"> Refer to general notes on repair/refurbishment works 	Yes, replace existing blinds with new acoustic curtains to meet acoustic requirements	Yes (Repair Code C2)	Yes	





EXISTING WINDOWS										
ITEM / CODE	INTERIOR	EXTERIOR	TYPE	LOCATION	NOM SIZE (WIDTH x HEIGHT)	REFURBISHMENT WORKS	NEW WINDOW COVERINGS	NEW GLAZING	NEW BRUSH SEALS	OTHER COMMENTS
XWG-03			Double Hung Sash Window	Ground Floor, Room G01	700x2040	<ul style="list-style-type: none"> Refer to general notes on repair/refurbishment works Repair external sash horn (Repair Code C1) 	Yes, replace existing blinds with new acoustic curtains to meet acoustic requirements	Yes (Repair Code C2)	Yes	
XWG-04		 	Double Hung Sash Window	Ground Floor, Room G01	700x2040	<ul style="list-style-type: none"> Refer to general notes on repair/refurbishment works 	Yes, replace existing blinds with new acoustic curtains to meet acoustic requirements	Yes (Repair Code C2)	Yes	





EXISTING WINDOWS										
ITEM / CODE	INTERIOR	EXTERIOR	TYPE	LOCATION	NOM SIZE (WIDTH x HEIGHT)	REFURBISHMENT WORKS	NEW WINDOW COVERINGS	NEW GLAZING	NEW BRUSH SEALS	OTHER COMMENTS
XWG-05			Double Hung Sash Window	Ground Floor, Room G02	1070x2760	<ul style="list-style-type: none"> Refer to general notes on repair/refurbishment works 	Yes, replace existing blinds with new acoustic curtains to meet acoustic requirements	Yes (Repair Code C2)	Yes	
XWG-06			Double Hung Sash Window	Ground Floor, Room G02	1070x2760	<ul style="list-style-type: none"> Refer to general notes on repair/refurbishment works Repair right skirting block separating from architrave (Repair Code C7) 	Yes, replace existing blinds with new acoustic curtains to meet acoustic requirements	Yes (Repair Code C2)	Yes	





EXISTING WINDOWS										
ITEM / CODE	INTERIOR	EXTERIOR	TYPE	LOCATION	NOM SIZE (WIDTH x HEIGHT)	REFURBISHMENT WORKS	NEW WINDOW COVERINGS	NEW GLAZING	NEW BRUSH SEALS	OTHER COMMENTS
XWG-07	  	 	Double Hung Sash Window with fixed top light	Ground Floor, Room G03	1250x2940	<ul style="list-style-type: none"> Refer to general notes on repair/refurbishment works Repair damaged internal timber frame of window top and bottom (Repair Code C1) Allow to cut out section of bottom rail to bottom sash where rotten or damaged and splice in new section of timber (Repair Code C1) 	Yes, replace existing blinds with new acoustic curtains to meet acoustic requirements	Yes (Repair Code C2)	Yes	
XWG-08		 	Double Hung Sash Window with fixed top light	Ground Floor, Room G03	1250x2940	<ul style="list-style-type: none"> Refer to general notes on repair/refurbishment works Repair chipped top of internal timber frame (Repair Code C1) 	Yes, replace existing blinds with new acoustic curtains to meet acoustic requirements	Yes (Repair Code C2)	Yes	



EXISTING WINDOWS										
ITEM / CODE	INTERIOR	EXTERIOR	TYPE	LOCATION	NOM SIZE (WIDTH x HEIGHT)	REFURBISHMENT WORKS	NEW WINDOW COVERINGS	NEW GLAZING	NEW BRUSH SEALS	OTHER COMMENTS
XWG-09			Double Hung Sash Window	Ground Floor, Room G03	1250x2930	<ul style="list-style-type: none"> Refer to general notes on repair/refurbishment works 	Yes, replace existing blinds with new acoustic curtains to meet acoustic requirements	Yes (Repair Code C2)	Yes	
XWG-10			Double Hung Sash Window	Ground Floor, Room G04	1250x2930	<ul style="list-style-type: none"> Refer to general notes on repair/refurbishment works Allow to cut out and replace rotten or damaged window frame/architrave and splice in new section of timber (Repair Code C1) 	Yes, replace existing blinds with new acoustic curtains to meet acoustic requirements	Yes (Repair Code C2)	Yes	





EXISTING WINDOWS										
ITEM / CODE	INTERIOR	EXTERIOR	TYPE	LOCATION	NOM SIZE (WIDTH x HEIGHT)	REFURBISHMENT WORKS	NEW WINDOW COVERINGS	NEW GLAZING	NEW BRUSH SEALS	OTHER COMMENTS
XWG-11			Double Hung Sash Window with Fixed Top Leadlight	Ground Floor, Room G04	1025x2010	<ul style="list-style-type: none"> Refer to general notes on repair/refurbishment works Allow to cut out and replace rotten/water-damaged window bottom rail and left architrave and splice in new section of timber (Repair Code C1) 	Yes, replace existing blinds with new acoustic curtains to meet acoustic requirements	Yes (Repair Code C2) Fixed Top Leadlight retained	Yes	
XWG-12			Double Hung Sash Window with Fixed Top Leadlight	Ground Floor, Room G04	1300x2010	<ul style="list-style-type: none"> Refer to general notes on repair/refurbishment works Allow to cut out and replace rotten/water-damaged window bottom rail and splice in new section of timber (Repair Code C1) Cut out and replace section of internal sill previously repaired and splice in new section of timber (Repair Code C1) Fully replace timber moulding below sill where damaged (Repair Code C1) 	Yes, replace existing blinds with new acoustic curtains to meet acoustic requirements	Yes (Repair Code C2) Fixed Top Leadlight retained	Yes	



EXISTING WINDOWS										
ITEM / CODE	INTERIOR	EXTERIOR	TYPE	LOCATION	NOM SIZE (WIDTH x HEIGHT)	REFURBISHMENT WORKS	NEW WINDOW COVERINGS	NEW GLAZING	NEW BRUSH SEALS	OTHER COMMENTS
XWG-13			Double Hung Sash Window with Fixed Top Leadlight	Ground Floor, Room G04	1025x2010	<ul style="list-style-type: none"> Refer to general notes on repair/refurbishment works 	Yes, replace existing blinds with new acoustic curtains to meet acoustic requirements	Yes (Repair Code C2) Fixed Top Leadlight retained	Yes	
XWG-14			Double Hung Sash Window	Ground Floor, Room G04	1250x2930	<ul style="list-style-type: none"> Refer to general notes on repair/refurbishment works 	Yes, replace existing blinds with new acoustic curtains to meet acoustic requirements	Yes (Repair Code C2)	Yes	




EXISTING WINDOWS										
ITEM / CODE	INTERIOR	EXTERIOR	TYPE	LOCATION	NOM SIZE (WIDTH x HEIGHT)	REFURBISHMENT WORKS	NEW WINDOW COVERINGS	NEW GLAZING	NEW BRUSH SEALS	OTHER COMMENTS
XWG-15			Double Hung Sash Window	Ground Floor, Room G05	1250x2930	<ul style="list-style-type: none"> Refer to general notes on repair/refurbishment works 	Yes, replace existing blinds with new acoustic curtains to meet acoustic requirements	Yes (Repair Code C2)	Yes	
XWG-16			Double Hung Sash Window	Ground Floor, Room G05	1250x2930	<ul style="list-style-type: none"> Refer to general notes on repair/refurbishment works 	Yes, replace existing blinds with new acoustic curtains to meet acoustic requirements	Yes (Repair Code C2)	Yes	




EXISTING WINDOWS										
ITEM / CODE	INTERIOR	EXTERIOR	TYPE	LOCATION	NOM SIZE (WIDTH x HEIGHT)	REFURBISHMENT WORKS	NEW WINDOW COVERINGS	NEW GLAZING	NEW BRUSH SEALS	OTHER COMMENTS
XWG-17			Double Hung Sash Window with Fixed Top Leadlight	Ground Floor, Room G07	1025x2010	• Refer to general notes on repair/refurbishment works	Yes, replace existing blinds with new acoustic curtains to meet acoustic requirements	Yes (Repair Code C2) Fixed Top Leadlight retained	Yes	
XWG-18			Double Hung Sash Window with Fixed Top Leadlight	Ground Floor, Room G07	1300x2010	• Refer to general notes on repair/refurbishment works	Yes, replace existing blinds with new acoustic curtains to meet acoustic requirements	Yes (Repair Code C2) Fixed Top Leadlight retained	Yes	





EXISTING WINDOWS										
ITEM / CODE	INTERIOR	EXTERIOR	TYPE	LOCATION	NOM SIZE (WIDTH x HEIGHT)	REFURBISHMENT WORKS	NEW WINDOW COVERINGS	NEW GLAZING	NEW BRUSH SEALS	OTHER COMMENTS
XWG-19			Double Hung Sash Window with Fixed Top Leadlight	Ground Floor, Room G07	1025x2010	<ul style="list-style-type: none"> Refer to general notes on repair/refurbishment works Allow to cut out and replace rotten/water-damaged window sill and splice in new section of timber (Repair Code C1) 	Yes, replace existing blinds with new acoustic curtains to meet acoustic requirements	Yes (Repair Code C2) Fixed Top Leadlight retained	Yes	
XWG-20	(Photo not available)	(Photo not available)	Double Hung Sash Window (non-original)	Ground Floor, Rear wing	1050x1530	<ul style="list-style-type: none"> To be demolished as part of building nominated for demolition 	-	-	-	
XWG-21	(Photo not available)	(Photo not available)	Double Hung Sash Window (non-original)	Ground Floor, Rear wing	1050x1530	<ul style="list-style-type: none"> To be demolished as part of building nominated for demolition 	-	-	-	
XWG-22	(Photo not available)	(Photo not available)	Double Hung Sash Window (non-original)	Ground Floor, Rear wing	1050x1530	<ul style="list-style-type: none"> To be demolished as part of building nominated for demolition 	-	-	-	




EXISTING WINDOWS										
ITEM / CODE	INTERIOR	EXTERIOR	TYPE	LOCATION	NOM SIZE (WIDTH x HEIGHT)	REFURBISHMENT WORKS	NEW WINDOW COVERINGS	NEW GLAZING	NEW BRUSH SEALS	OTHER COMMENTS
XWG-23			Fixed Glazed Window	Ground Floor, Room G08	1020x1180	<ul style="list-style-type: none"> Refer to general notes on repair/refurbishment works 	-	-	N/A	
XWG-24			Double Hung Sash Window	Ground Floor, Room G01	1020x2040	<ul style="list-style-type: none"> Refer to general notes on repair/refurbishment works 	Yes, allow for new window coverings	Yes (Repair Code C2)	Yes	



EXISTING WINDOWS										
ITEM / CODE	INTERIOR	EXTERIOR	TYPE	LOCATION	NOM SIZE (WIDTH x HEIGHT)	REFURBISHMENT WORKS	NEW WINDOW COVERINGS	NEW GLAZING	NEW BRUSH SEALS	OTHER COMMENTS
First Floor Windows										
XWF-01		(Exterior photo not available)	Double Hung Sash Window	First Floor, Room F01	1000x1900	• Refer to general notes on repair/refurbishment works	Yes, new acoustic curtains to meet acoustic requirements	Yes (Repair Code C2)	Yes	
XWF-02		(Exterior photo not available)	Double Hung Sash Window	First Floor, Room F01	860x1900	• Refer to general notes on repair/refurbishment works	Yes, new acoustic curtains to meet acoustic requirements	Yes (Repair Code C2)	Yes	



EXISTING WINDOWS										
ITEM / CODE	INTERIOR	EXTERIOR	TYPE	LOCATION	NOM SIZE (WIDTH x HEIGHT)	REFURBISHMENT WORKS	NEW WINDOW COVERINGS	NEW GLAZING	NEW BRUSH SEALS	OTHER COMMENTS
XWF-03		(Exterior photo not available)	Double Hung Sash Window with frosted glazing	First Floor, Room F02 Ensuite	860x1900	<ul style="list-style-type: none"> Refer to general notes on repair/refurbishment works Allow to replace whole of internal sill, moulding below sill, and architraves where altered previously (Repair Code C3) 	Yes, allow for new window coverings	Yes, with opaque glazing (Repair Code C2)	Yes	
XWF-04			Double Hung Sash Window	First Floor, Room F02	1070x2820	<ul style="list-style-type: none"> Refer to general notes on repair/refurbishment works 	Yes, new acoustic curtains to meet acoustic requirements	Yes (Repair Code C2)	Yes	



EXISTING WINDOWS										
ITEM / CODE	INTERIOR	EXTERIOR	TYPE	LOCATION	NOM SIZE (WIDTH x HEIGHT)	REFURBISHMENT WORKS	NEW WINDOW COVERINGS	NEW GLAZING	NEW BRUSH SEALS	OTHER COMMENTS
XWF-05			Double Hung Sash Window	First Floor, Room F02	1070x2800	<ul style="list-style-type: none"> Refer to general notes on repair/refurbishment works 	Yes, new acoustic curtains to meet acoustic requirements	Yes (Repair Code C2)	Yes	
XWF-06		(Exterior photo not available)	Double Hung Sash Window with frosted glazing	First Floor, Room F03	1000x2040	<ul style="list-style-type: none"> Refer to general notes on repair/refurbishment works Allow to replace whole of internal sill, moulding below sill, and architraves where altered previously (Repair Code C3) 	Yes, allow for new window coverings	Yes, with opaque glazing (Repair Code C2)	Yes	



EXISTING WINDOWS										
ITEM / CODE	INTERIOR	EXTERIOR	TYPE	LOCATION	NOM SIZE (WIDTH x HEIGHT)	REFURBISHMENT WORKS	NEW WINDOW COVERINGS	NEW GLAZING	NEW BRUSH SEALS	OTHER COMMENTS
XWF-07			Double Hung Sash Window	First Floor, Room F04	1250x2990	<ul style="list-style-type: none"> Refer to general notes on repair/refurbishment works Repair splitting timber to internal left side of bottom sash (Repair Code C1) 	Yes, new acoustic curtains to meet acoustic requirements	Yes (Repair Code C2)	Yes	
XWF-08			Double Hung Sash Window	First Floor, Room F04	1250x2990	<ul style="list-style-type: none"> Refer to general notes on repair/refurbishment works 	Yes, new acoustic curtains to meet acoustic requirements	Yes (Repair Code C2)	Yes	



EXISTING WINDOWS										
ITEM / CODE	INTERIOR	EXTERIOR	TYPE	LOCATION	NOM SIZE (WIDTH x HEIGHT)	REFURBISHMENT WORKS	NEW WINDOW COVERINGS	NEW GLAZING	NEW BRUSH SEALS	OTHER COMMENTS
XWF-09			Double Hung Sash Window	First Floor, Room F05	1250x2990	<ul style="list-style-type: none"> Refer to general notes on repair/refurbishment works 	Yes, new acoustic curtains to meet acoustic requirements	Yes (Repair Code C2)	Yes	
XWF-10		(Exterior photo not available)	Double Hung Sash Window	First Floor, Room F05	950x1920	<ul style="list-style-type: none"> Refer to general notes on repair/refurbishment works Repair damaged timber to internal right side of the bottom sash (Repair Code C1) 	Yes, new acoustic curtains to meet acoustic requirements	Yes (Repair Code C2)	Yes	



EXISTING WINDOWS										
ITEM / CODE	INTERIOR	EXTERIOR	TYPE	LOCATION	NOM SIZE (WIDTH x HEIGHT)	REFURBISHMENT WORKS	NEW WINDOW COVERINGS	NEW GLAZING	NEW BRUSH SEALS	OTHER COMMENTS
XWF-11		(Exterior photo not available)	Double Hung Sash Window	First Floor, Room F05	1200x1920	<ul style="list-style-type: none"> Refer to general notes on repair/refurbishment works Repair damaged timber to internal left and right sides of the bottom sash (Repair Code C1) 	Yes, new acoustic curtains to meet acoustic requirements	Yes (Repair Code C2)	Yes	
XWF-12		(Exterior photo not available)	Double Hung Sash Window	First Floor, Room F05	950x1920	<ul style="list-style-type: none"> Refer to general notes on repair/refurbishment works 	Yes, new acoustic curtains to meet acoustic requirements	Yes (Repair Code C2)	Yes	

EXISTING WINDOWS										
ITEM / CODE	INTERIOR	EXTERIOR	TYPE	LOCATION	NOM SIZE (WIDTH x HEIGHT)	REFURBISHMENT WORKS	NEW WINDOW COVERINGS	NEW GLAZING	NEW BRUSH SEALS	OTHER COMMENTS
XWF-13		(Exterior photo not available)	Double Hung Sash Window	First Floor, Room F06	1250x2990	• Refer to general notes on repair/refurbishment works	Yes, new acoustic curtains to meet acoustic requirements	Yes (Repair Code C2)	Yes	
XWF-14		(Exterior photo not available)	Double Hung Sash Window	First Floor, Room F06	1250x2990	• Refer to general notes on repair/refurbishment works	Yes, new acoustic curtains to meet acoustic requirements	Yes (Repair Code C2)	Yes	

EXISTING WINDOWS										
ITEM / CODE	INTERIOR	EXTERIOR	TYPE	LOCATION	NOM SIZE (WIDTH x HEIGHT)	REFURBISHMENT WORKS	NEW WINDOW COVERINGS	NEW GLAZING	NEW BRUSH SEALS	OTHER COMMENTS
XWF-15		(Exterior photo not available)	Double Hung Sash Window with frosted glazing	First Floor, Room F07	1250x2990	<ul style="list-style-type: none"> Refer to general notes on repair/refurbishment works 	Yes, allow for new window coverings	Yes, with opaque glazing (Repair Code C2)	Yes	
XWF-16		(Exterior photo not available)	Double Hung Sash Window	First Floor, Room F08	950x1920	<ul style="list-style-type: none"> Refer to general notes on repair/refurbishment works Repair damaged skirting block to internal left side (Repair Code C1) 	Yes, new acoustic curtains to meet acoustic requirements	Yes (Repair Code C2)	Yes	

EXISTING WINDOWS										
ITEM / CODE	INTERIOR	EXTERIOR	TYPE	LOCATION	NOM SIZE (WIDTH x HEIGHT)	REFURBISHMENT WORKS	NEW WINDOW COVERINGS	NEW GLAZING	NEW BRUSH SEALS	OTHER COMMENTS
XWF-17		(Exterior photo not available)	Double Hung Sash Window	First Floor, Room F08	1200x1920	<ul style="list-style-type: none"> Refer to general notes on repair/refurbishment works 	Yes, new acoustic curtains to meet acoustic requirements	Yes (Repair Code C2)	Yes	
XWF-18		(Exterior photo not available)	Double Hung Sash Window	First Floor, Room F08	950x1920	<ul style="list-style-type: none"> Refer to general notes on repair/refurbishment works Repair damaged skirting block to internal left side (Repair Code C1) 	Yes, new acoustic curtains to meet acoustic requirements	Yes (Repair Code C2)	Yes	

EXISTING WINDOWS										
ITEM / CODE	INTERIOR	EXTERIOR	TYPE	LOCATION	NOM SIZE (WIDTH x HEIGHT)	REFURBISHMENT WORKS	NEW WINDOW COVERINGS	NEW GLAZING	NEW BRUSH SEALS	OTHER COMMENTS
XWF-19		(Exterior photo not available)	Leadlight window	First Floor, Stair 2 Top Left	1050x2100	<ul style="list-style-type: none"> Refer to general notes on repair/refurbishment works Missing glass paint to be replaced (Repair Code LGW1) 	-	-	-	<ul style="list-style-type: none"> Specialist stained glass contractor to be consulted prior to any works to address bowing, sagging, or warping of the window.
XWF-20		(Exterior photo not available)	Leadlight window	First Floor, Stair 2 Top Right	1050x2100	<ul style="list-style-type: none"> Refer to general notes on repair/refurbishment works Remove external acrylic pane and repair external window frame where panel was mounted (Repair Code C1) 	-	-	-	<ul style="list-style-type: none"> Specialist stained glass contractor to be consulted prior to any works to address bowing, sagging, or warping of the window.

EXISTING WINDOWS										
ITEM / CODE	INTERIOR	EXTERIOR	TYPE	LOCATION	NOM SIZE (WIDTH x HEIGHT)	REFURBISHMENT WORKS	NEW WINDOW COVERINGS	NEW GLAZING	NEW BRUSH SEALS	OTHER COMMENTS
XWF-21		(Exterior photo not available)	Leadlight window	First Floor, Stair 2 Bottom Right	1050x1610	<ul style="list-style-type: none"> Refer to general notes on repair/refurbishment works 	-	-	-	<ul style="list-style-type: none"> Specialist stained glass contractor to be consulted prior to any works to address bowing, sagging, or warping of the window.
XWF-22	(Photo not available)	(Photo not available)	Fixed Glazed Window	First Floor, Room F01 Hall	1770x1570	<ul style="list-style-type: none"> To be demolished as part of works nominated for demolition 	-	-	-	
XWF-23		(Exterior photo not available)	Double Hung Sash Window with frosted glazing	First Floor, Room F01 Ensuite	860x1800	<ul style="list-style-type: none"> Refer to general notes on repair/refurbishment works Allow to replace whole of internal sill, moulding below sill, and architraves where altered previously (Repair Code C3) 	Yes, allow for new window coverings	Yes, with opaque glazing (Repair Code C2)	Yes	