

P P T E U U P G R A D E

5 2 V I C T O R I A S T C A R L T O N

P L U M B E R S A N D G A S F I T T E R S U N I O N B U I L D I N G



IMAGE 01 - STREET VIEW FROM VICTORIA STREET



IMAGE 02 - AREIAL VIEW

DRAWING REGISTER	
Sheet No.	Sheet Title
A000	Cover Page + Drawing Schedule + Aerial
A001	Existing Site Plan
A002	Proposed Site Plan
A050	Level 0 Existing Floor Plan
A051	Level 1 Existing Floor Plan
A052	Level 2 Existing Floor Plan
A053	Existing Roof Plan
A100	Level 0 Demolition Plan
A101	Level 1 Demolition Plan
A102	Level 2 Demolition Plan
A103	Roof Demolition Plan
A110	Level 0 Proposed Floor Plan
A111	Level 1 Proposed Floor Plan
A112	Level 2 Proposed Floor Plan
A113	Level 3 Proposed Floor Plan
A150	Context Elevation
A151	Context Elevation
A130	Roof Plan Proposed
A200	South Elevation - Existing + Proposed
A201	North Elevation - Existing + Proposed
A202	West Elevation - Existing
A203	West Elevation - Proposed
A204	East Elevation - Existing
A205	East Elevation - Proposed
A300	Section 01 - Existing
A301	Section 01 - Proposed
A302	Section 02 - Existing
A303	Section 02 - Proposed
A304	Section 03 - Existing
A305	Section 03 - Proposed
A400	Perspectives
A401	Perspectives
A500	Material Schedule
A600	Shadow Diagrams - Morning
A601	Shadow Diagrams - Afternoon

61 Victoria Street Fitzroy
Melbourne 3065 Australia
email@kennedynolan.com.au

+ 61 (3) 9415 8971
www.kennedynolan.com.au

ABN: 21 138 171 285
ACN: 138 171 285

This copy of this drawing is issued for the sole use of the recipient and the acceptance of the same constitutes an agreement that it will not be published, reproduced or given to any other party without the permission of Kennedy Nolan Architects and it shall remain their property subject to return upon request.

This drawing is to be read in conjunction with the Secondary Consultants drawings, details and specifications and any other written instructions issued during the course of the Contract.

The Contractor shall verify all dimensions on site prior to commencing any shop drawings. Figured dimensions shall take precedence over scaled. Scaled dimensions shall be verified on site.



Revision

TP1 01/12/23 TP/HV APPLICATION

Client

Plumbers & Pipe Trades Employees Union

Project

PPTU Upgrade

Project Address

52 Victoria Street
Carlton South VIC 3053

Drawing Name

Cover Page + Drawing
Schedule + Aerial

Project Stage

Town Planning

Scale

1:100 @ A3

Date

01/12/23

Drawn

SS/RN/HG

Project Number

2216

Drawing

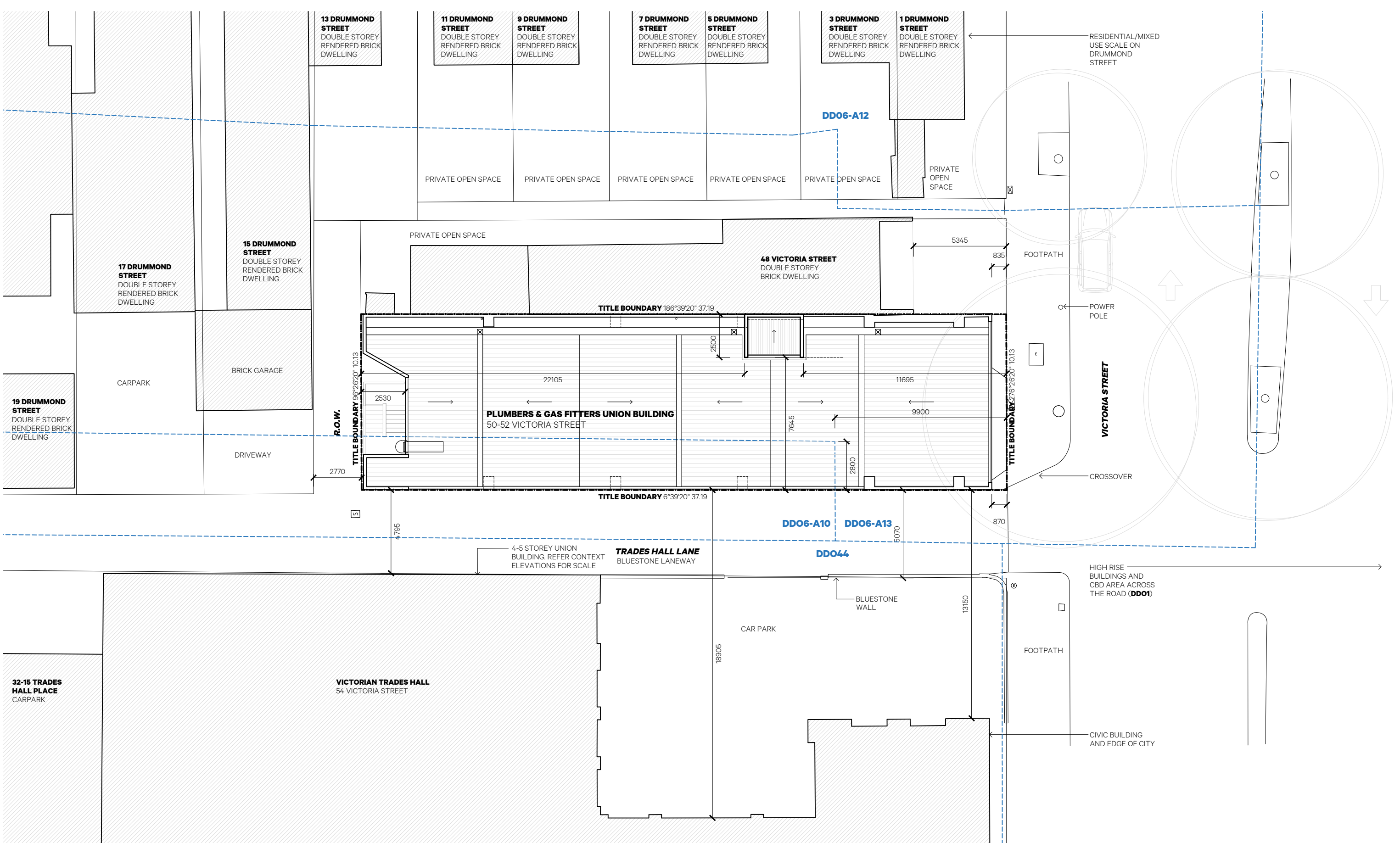
A000

Revision

TP1

GRAEME GUNN

**KENNEDY
NOLAN**



GRAEME GUNN

61 Victoria Street Fitzroy
Melbourne 3065 Australia
email@kennedynolan.com.au

+ 61 (3) 9415 8971
www.kennedynolan.com.au

ABN: 21 138 171 285
ACN: 138 171 285



This copy of this drawing is issued for the sole use of the recipient and the acceptance of the same constitutes an agreement that it will not be published, reproduced or given to any other party without the permission of Kennedy Nolan Architects and it shall remain their property subject to return upon request.

This drawing is to be read in conjunction with the Secondary Consultants drawings, details and specifications and any other written instructions issued during the course of the Contract.

The Contractor shall verify all dimensions on site prior to commencing any shop drawings. Figured dimensions shall take precedence over scaled. Scaled dimensions shall be verified on site.

Revision
TP1 01/12/23 TP/HV APPLICATION

Client
Plumbers & Pipe Trades Employees Union

Project
PPTEU Upgrade

Project Address
52 Victoria Street
Carlton South VIC 3065

Drawing Name
Existing Site Plan

Project Stage
Town Planning

Scale
1:200 @ A3

Date
01/12/23

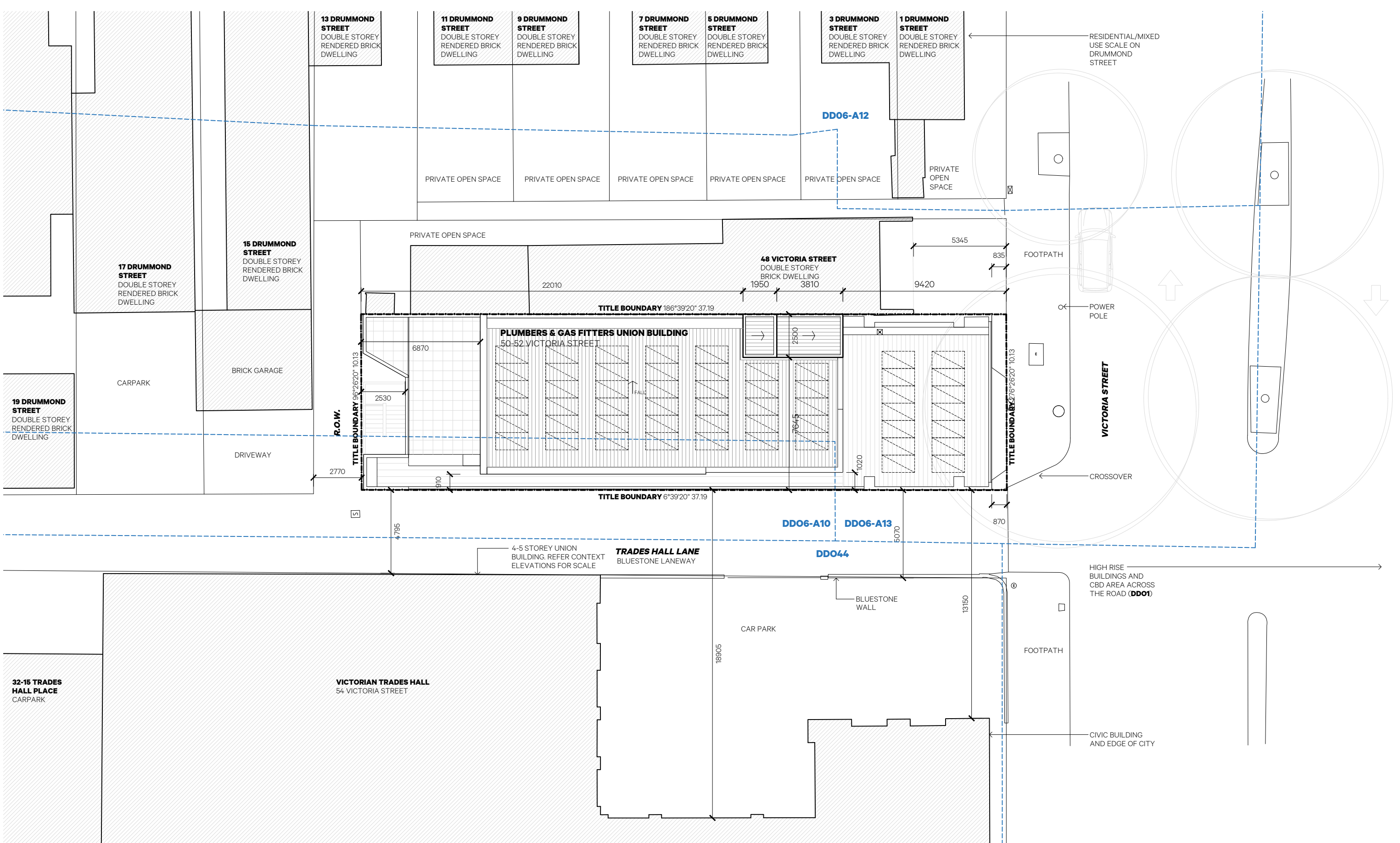
Drawn
SS/RN/HG

Project Number
2216

Drawing
A001

Revision
TP1

KENNEDY NOLAN



GRAEME GUNN

61 Victoria Street Fitzroy
Melbourne 3065 Australia
email@kennedynolan.com.au
+ 61 (3) 9415 8971
www.kennedynolan.com.au
ABN: 21 138 171 285
ACN: 138 171 285

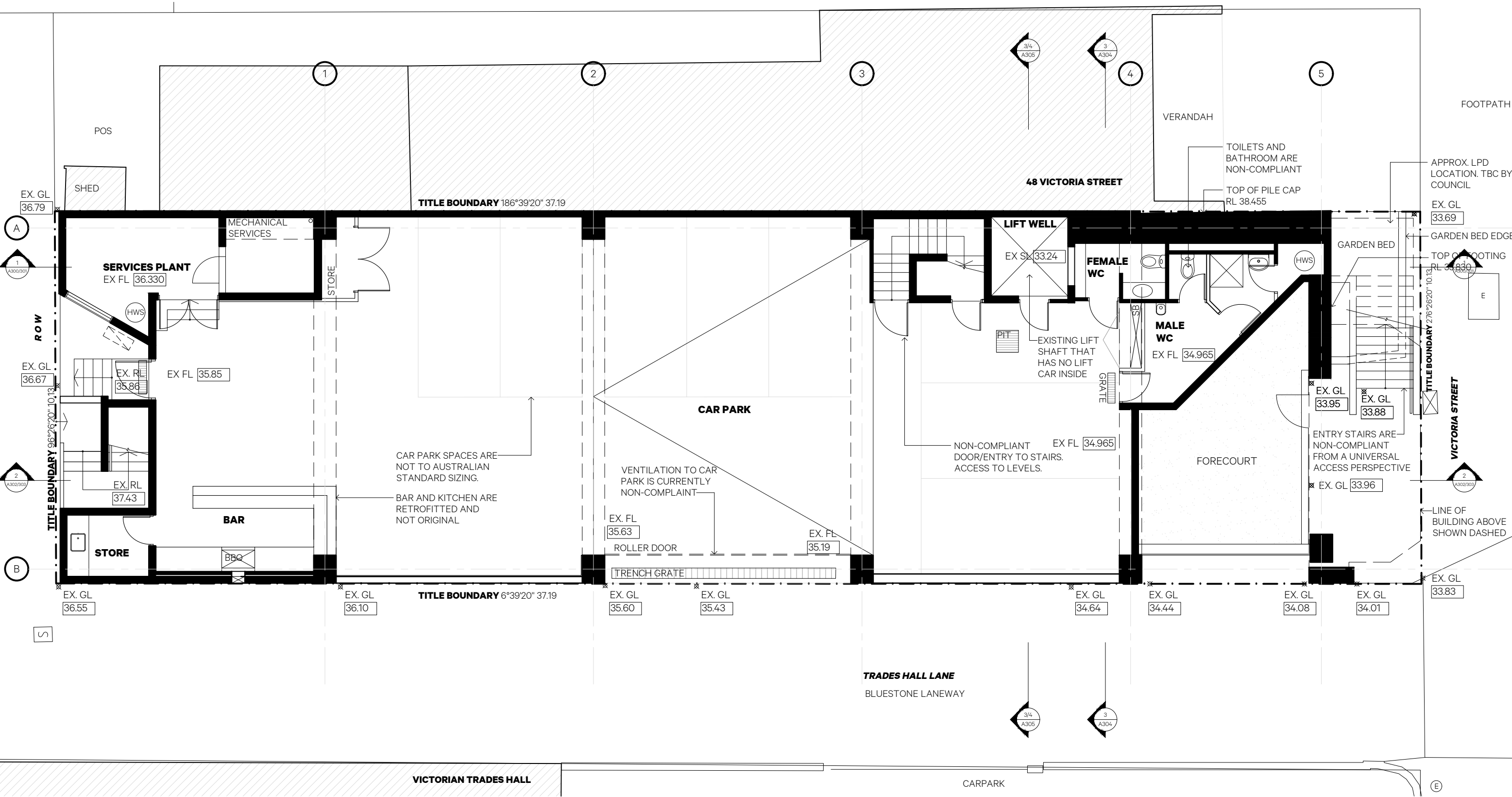
This copy of this drawing is issued for the sole use of the recipient and the acceptance of the same constitutes an agreement that it will not be published, reproduced or given to any other party without the permission of Kennedy Nolan Architects and it shall remain their property subject to return upon request.
This drawing is to be read in conjunction with the Secondary Consultants drawings, details and specifications and any other written instructions issued during the course of the Contract.
The Contractor shall verify all dimensions on site prior to commencing any shop drawings. Figured dimensions shall take precedence over scaled. Scaled dimensions shall be verified on site.

Revision
TP1 01/12/23 TP/HV APPLICATION

Client
Plumbers & Pipe Trades Employees Union
Project
PPTEU Upgrade
Project Address
52 Victoria Street
Carlton South VIC 3065
Drawing Name
Proposed Site Plan

Project Stage
Town Planning
Scale
1:200 @ A3
Date
01/12/23
Drawn
SS/RN/HG
Project Number
2216

KENNEDY NOLAN
Drawing
A002
Revision
TP1



1 Level 0 Existing Floor Plan
1:100

GRAEME GUNN

61 Victoria Street Fitzroy
Melbourne 3065 Australia
email@kennedynolan.com.au
+ 61 (3) 9415 8971
www.kennedynolan.com.au
ABN: 21 138 171 285
ACN: 138 171 285



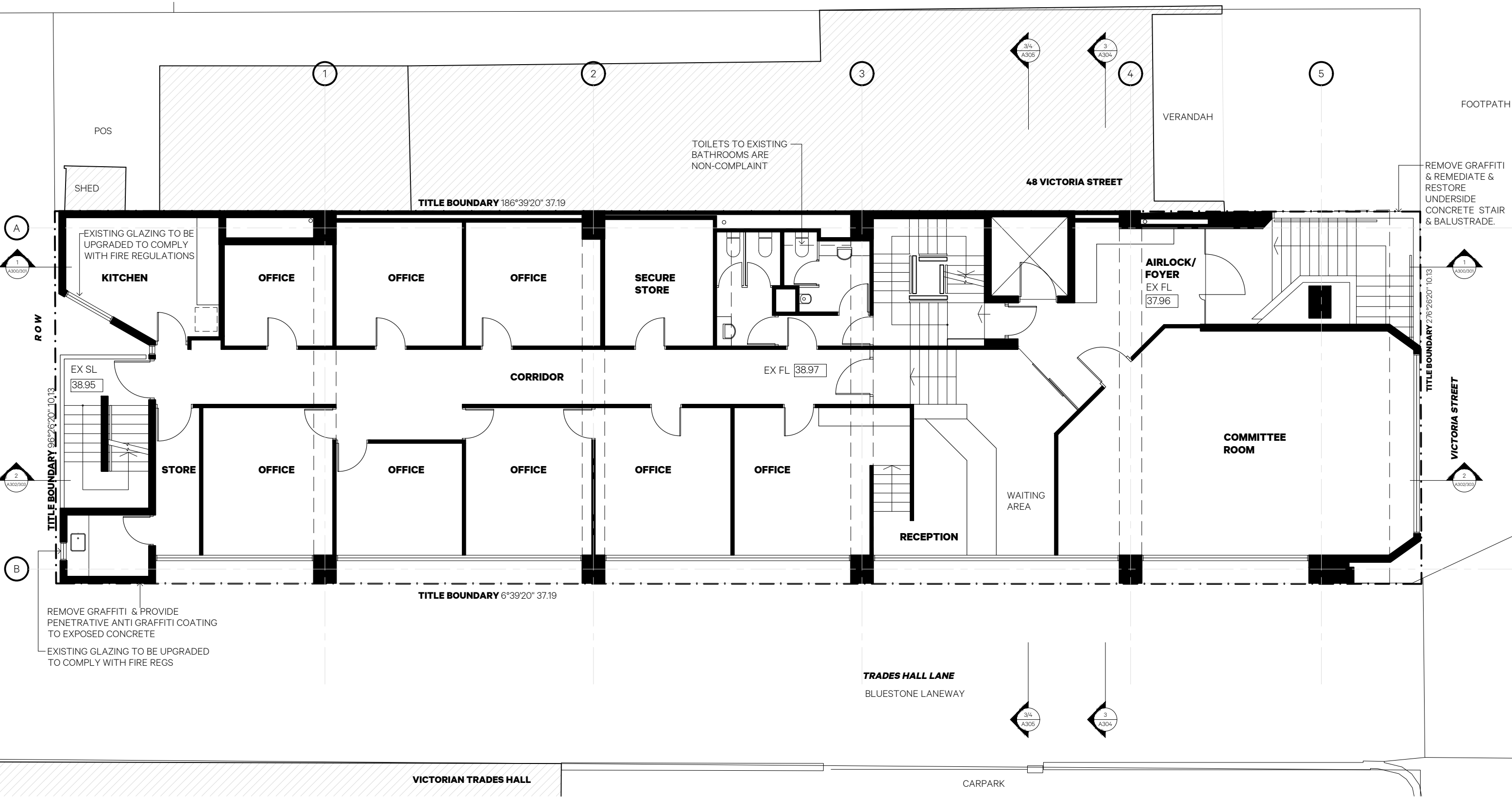
This copy of this drawing is issued for the sole use of the recipient and the acceptance of the same constitutes an agreement that it will not be published, reproduced or given to any other party without the permission of Kennedy Nolan Architects and it shall remain their property subject to return upon request.
This drawing is to be read in conjunction with the Secondary Consultants drawings, details and specifications and any other written instructions issued during the course of the Contract.
The Contractor shall verify all dimensions on site prior to commencing any shop drawings. Figured dimensions shall take precedence over scaled. Scaled dimensions shall be verified on site.

Revision
TP1 01/12/23 TP/HV APPLICATION

Client
Plumbers & Pipe Trades Employees Union
Project
PPTU Upgrade
Project Address
52 Victoria Street
Carlton South VIC 3053
Drawing Name
Level 0 Existing
Floor Plan

Project Stage
Town Planning
Scale
1:100 @ A3
Date
01/12/23
Drawn
SS/RN/HG
Project Number
2216

KENNEDY NOLAN
Drawing
A050
Revision
TP1



1 Level 1 Existing Floor Plan
1:100

GRAEME GUNN

61 Victoria Street Fitzroy
Melbourne 3065 Australia
email@kennedynolan.com.au
+ 61 (3) 9415 8971
www.kennedynolan.com.au

ABN: 21 138 171 285
ACN: 138 171 285



This copy of this drawing is issued for the sole use of the recipient and the acceptance of the same constitutes an agreement that it will not be published, reproduced or given to any other party without the permission of Kennedy Nolan Architects and it shall remain their property subject to return upon request.

This drawing is to be read in conjunction with the Secondary Consultants drawings, details and specifications and any other written instructions issued during the course of the Contract.

The Contractor shall verify all dimensions on site prior to commencing any shop drawings. Figured dimensions shall take precedence over scaled. Scaled dimensions shall be verified on site.

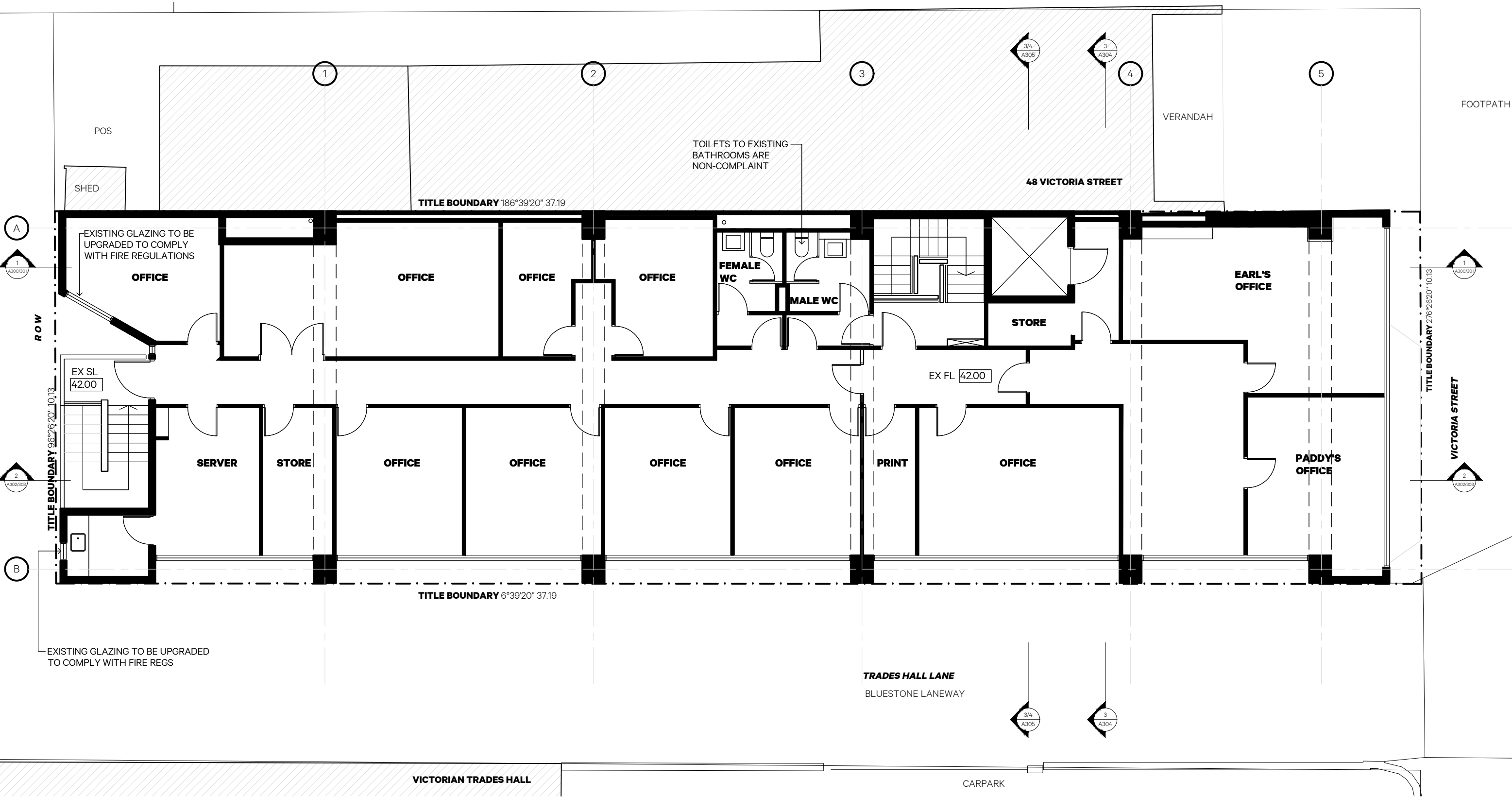
Revision
TP1 01/12/23 TP/HV APPLICATION

Client
Plumbers & Pipe Trades Employees Union
Project
PPTU Upgrade
Project Address
52 Victoria Street
Carlton South VIC 3053
Drawing Name
Level 1 Existing
Floor Plan

Project Stage
Town Planning
Scale
1:100 @ A3
Date
01/12/23
Drawn
SS/RN/HG

Project Number
2216
Drawing
A051
Revision
TP1

KENNEDY NOLAN



1 Level 2 Existing Floor Plan
1:100

GRAEME GUNN

61 Victoria Street Fitzroy
Melbourne 3065 Australia
email@kennedynolan.com.au
+ 61 (3) 9415 8971
www.kennedynolan.com.au
ABN: 21 138 171 285
ACN: 138 171 285



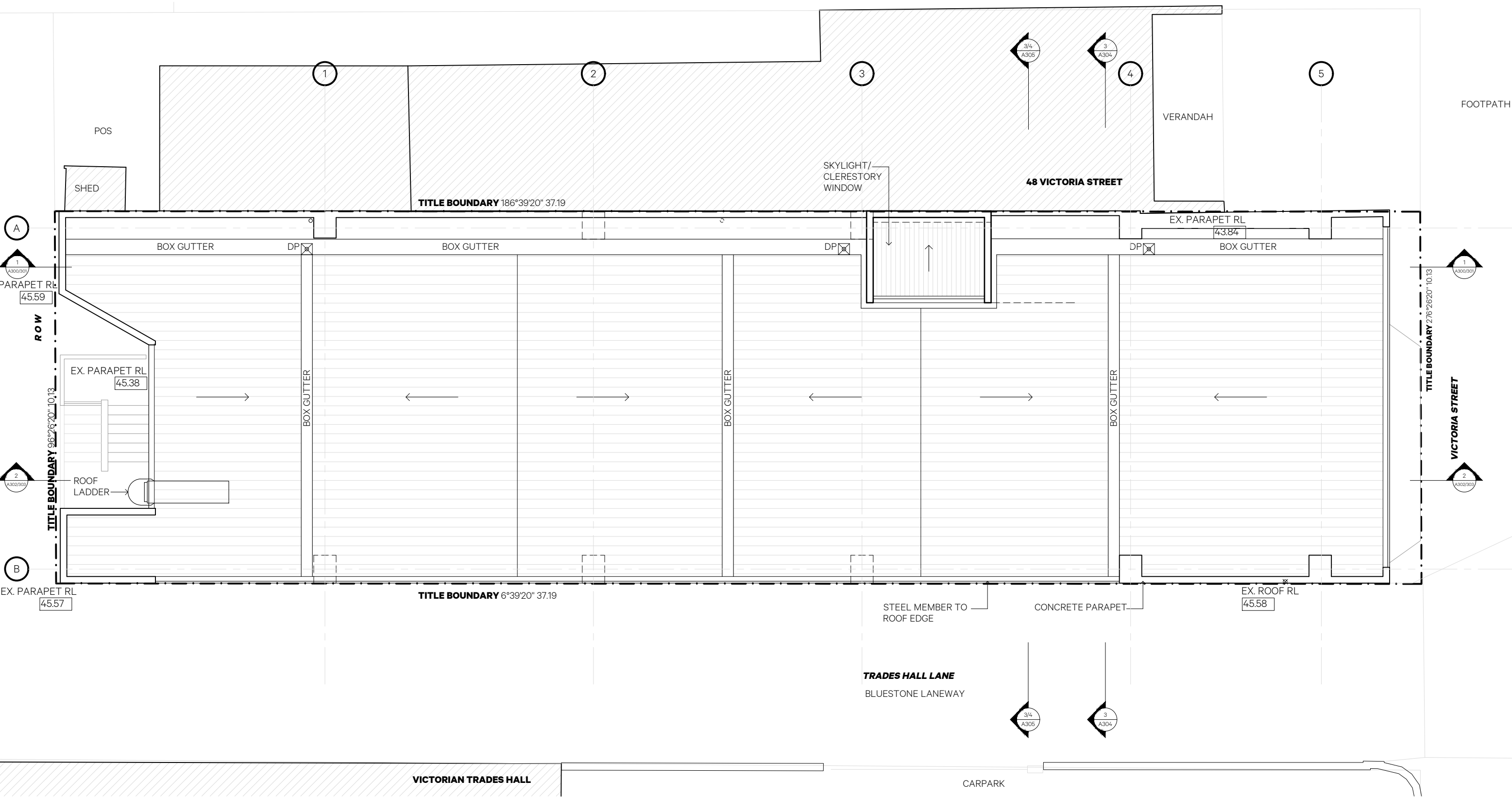
This copy of this drawing is issued for the sole use of the recipient and the acceptance of the same constitutes an agreement that it will not be published, reproduced or given to any other party without the permission of Kennedy Nolan Architects and it shall remain their property subject to return upon request.
This drawing is to be read in conjunction with the Secondary Consultants drawings, details and specifications and any other written instructions issued during the course of the Contract.
The Contractor shall verify all dimensions on site prior to commencing any shop drawings. Figured dimensions shall take precedence over scaled. Scaled dimensions shall be verified on site.

Revision
TP1 01/12/23 TP/HV APPLICATION

Client
Plumbers & Pipe Trades Employees Union
Project
PPTU Upgrade
Project Address
52 Victoria Street
Carlton South VIC 3053
Drawing Name
Level 2 Existing
Floor Plan

Project Stage
Town Planning
Scale
1:100 @ A3
Date
01/12/23
Drawn
SS/RN/HG
Project Number
2216

KENNEDY NOLAN
Drawing
A052
Revision
TP1



1 Existing Roof Plan
1:100

61 Victoria Street Fitzroy
Melbourne 3065 Australia
email@kennedynolan.com.au

+ 61 (3) 9415 8971
www.kennedynolan.com.au

ABN: 21 138 171 285
ACN: 138 171 285

This copy of this drawing is issued for the sole use of the recipient and the acceptance of the same constitutes an agreement that it will not be published, reproduced or given to any other party without the permission of Kennedy Nolan Architects and it shall remain their property subject to return upon request.

This drawing is to be read in conjunction with the Secondary Consultants drawings, details and specifications and any other written instructions issued during the course of the Contract.

The Contractor shall verify all dimensions on site prior to commencing any shop drawings. Figured dimensions shall take precedence over scaled. Scaled dimensions shall be verified on site.

Revision
TP1 01/12/23 TP/HV APPLICATION

Client
Plumbers & Pipe Trades Employees Union

Project
PPTEU Upgrade

Project Address
52 Victoria Street
Carlton South VIC 3053

Drawing Name
Existing Roof Plan

Project Stage
Town Planning

Scale
1:100 @ A3

Date
01/12/23

Drawn
SS/RN/HG

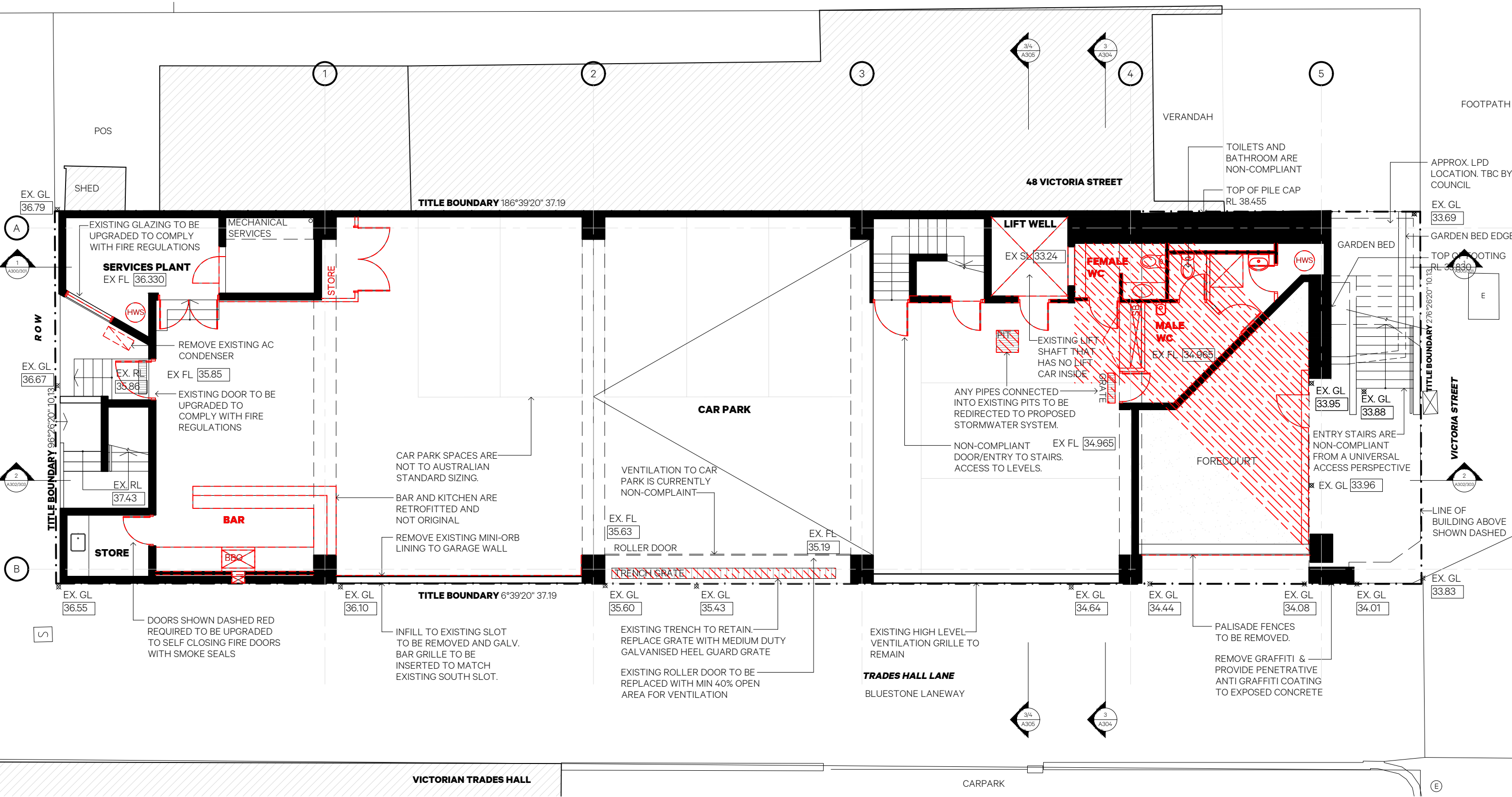
Project Number
2216

KENNEDY NOLAN

Drawing
A053

Revision
TP1

GRAEME GUNN



1 Level 0 Demolition Plan
1:100

GRAEME GUNN

61 Victoria Street Fitzroy
Melbourne 3065 Australia
email@kennedynolan.com.au
+ 61 (3) 9415 8971
www.kennedynolan.com.au

ABN: 21 138 171 285
ACN: 138 171 285



This copy of this drawing is issued for the sole use of the recipient and the acceptance of the same constitutes an agreement that it will not be published, reproduced or given to any other party without the permission of Kennedy Nolan Architects and it shall remain their property subject to return upon request.

This drawing is to be read in conjunction with the Secondary Consultants drawings, details and specifications and any other written instructions issued during the course of the Contract.

The Contractor shall verify all dimensions on site prior to commencing any shop drawings. Figured dimensions shall take precedence over scaled. Scaled dimensions shall be verified on site.

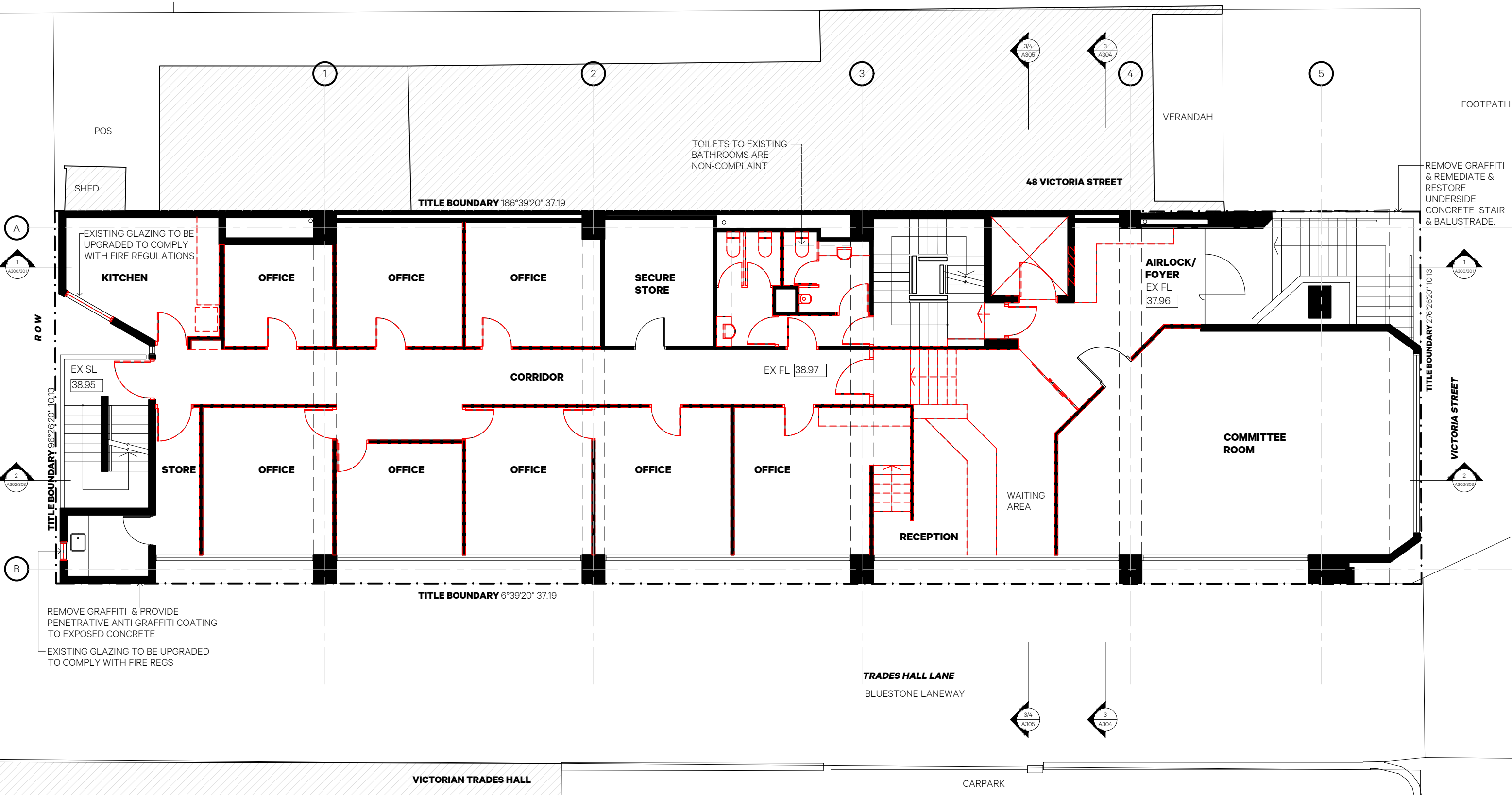
Revision
TP1 01/12/23 TP/HV APPLICATION

Client
Plumbers & Pipe Trades Employees Union
Project
PPTEU Upgrade
Project Address
52 Victoria Street
Carlton South VIC 3053
Drawing Name
Level 0 Demolition
Plan

Project Stage
Town Planning
Scale
1:100 @ A3
Date
01/12/23
Drawn
SS/RN/HG

Project Number 2216
Drawing A100
Revision TP1

KENNEDY NOLAN



1 Level 1 - Demolition Plan
1:100

GRAEME GUNN

61 Victoria Street Fitzroy
Melbourne 3065 Australia
email@kennedynolan.com.au
+ 61 (3) 9415 8971
www.kennedynolan.com.au
ABN: 21 138 171 285
ACN: 138 171 285



This copy of this drawing is issued for the sole use of the recipient and the acceptance of the same constitutes an agreement that it will not be published, reproduced or given to any other party without the permission of Kennedy Nolan Architects and it shall remain their property subject to return upon request.

This drawing is to be read in conjunction with the Secondary Consultants drawings, details and specifications and any other written instructions issued during the course of the Contract.

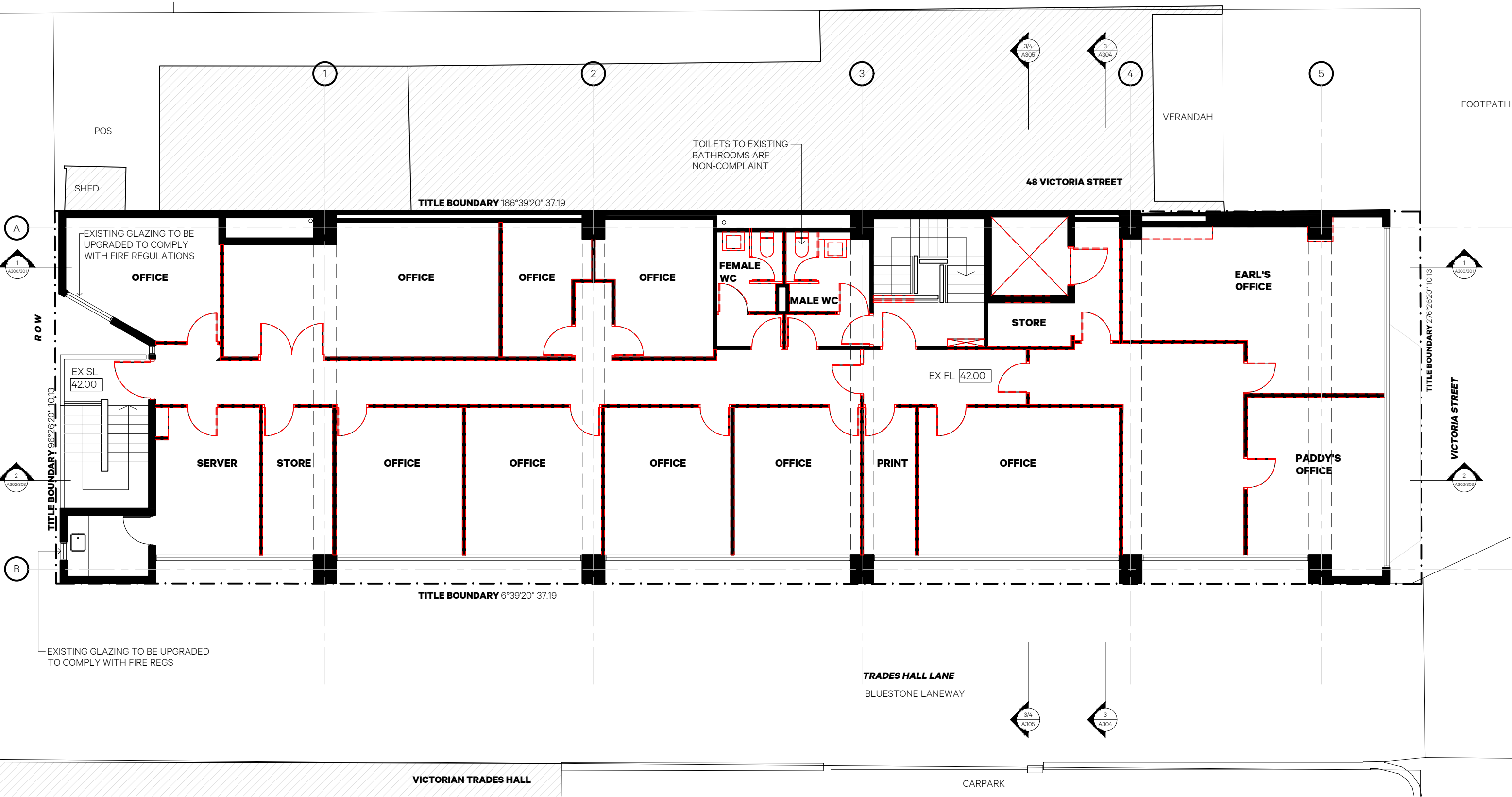
The Contractor shall verify all dimensions on site prior to commencing any shop drawings. Figured dimensions shall take precedence over scaled. Scaled dimensions shall be verified on site.

Revision
TP1 01/12/23 TP/HV APPLICATION

Client
Plumbers & Pipe Trades Employees Union
Project
PPTU Upgrade
Project Address
52 Victoria Street
Carlton South VIC 3053
Drawing Name
Level 1 Demolition
Plan

Project Stage
Town Planning
Scale
1:100 @ A3
Date
01/12/23
Drawn
SS/RN/HG
Project Number
2216

KENNEDY NOLAN
Drawing
A101
Revision
TP1



1 Level 2 Demolition Plan
1:100

61 Victoria Street Fitzroy
Melbourne 3065 Australia
email@kennedynolan.com.au
+ 61 (3) 9415 8971
www.kennedynolan.com.au
ABN: 21 138 171 285
ACN: 138 171 285

This copy of this drawing is issued for the sole use of the recipient and the acceptance of the same constitutes an agreement that it will not be published, reproduced or given to any other party without the permission of Kennedy Nolan Architects and it shall remain their property subject to return upon request.
This drawing is to be read in conjunction with the Secondary Consultants drawings, details and specifications and any other written instructions issued during the course of the Contract.
The Contractor shall verify all dimensions on site prior to commencing any shop drawings. Figured dimensions shall take precedence over scaled. Scaled dimensions shall be verified on site.

Revision
TP1 01/12/23 TP/HV APPLICATION

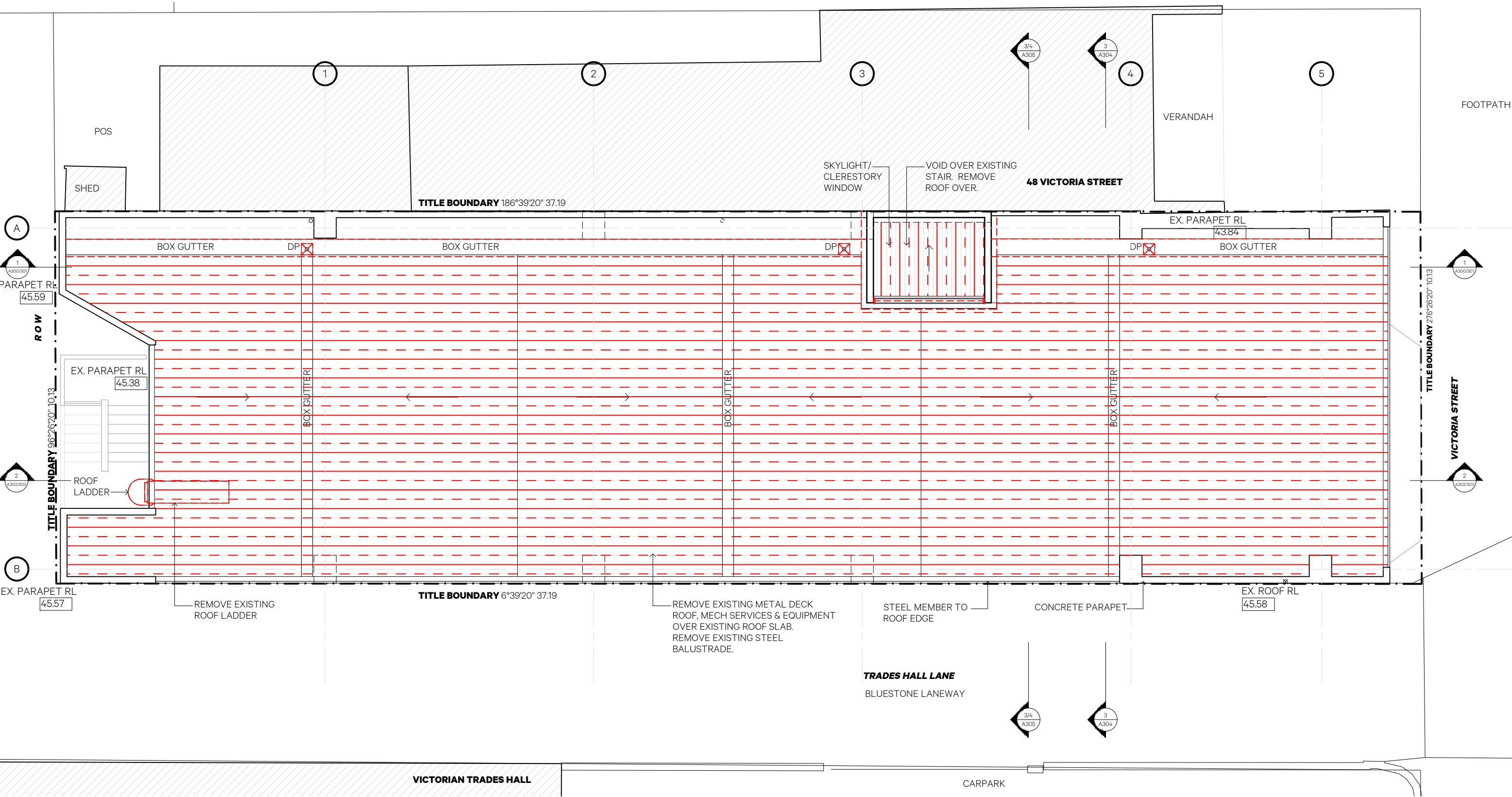
Client
Plumbers & Pipe Trades Employees Union
Project
PPTU Upgrade
Project Address
52 Victoria Street
Carlton South VIC 3053
Drawing Name
Level 2 Demolition Plan

Project Stage
Town Planning
Scale
1:100 @ A3
Date
01/12/23
Drawn
SS/RN/HG
Project Number
2216

KENNEDY NOLAN
Drawing
A102
Revision
TP1



GRAEME GUNN



1 Roof Demolition Plan
1:100

61 Victoria Street Fitzroy
Melbourne 3065 Australia
email@kennedynolan.com.au
+ 61 (3) 9415 8971
www.kennedynolan.com.au
ABN: 21 138 171 285
ACN: 138 171 285

This copy of this drawing is issued for the sole use of the recipient and the acceptance of the same constitutes an agreement that it will not be published, reproduced or given to any other party without the permission of Kennedy Nolan Architects and it shall remain their property subject to return upon request.

This drawing is to be read in conjunction with the Secondary Consultants drawings, details and specifications and any other written instructions issued during the course of the Contract.

The Contractor shall verify all dimensions on site prior to commencing any shop drawings. Figured dimensions shall take precedence over scaled. Scaled dimensions shall be verified on site.



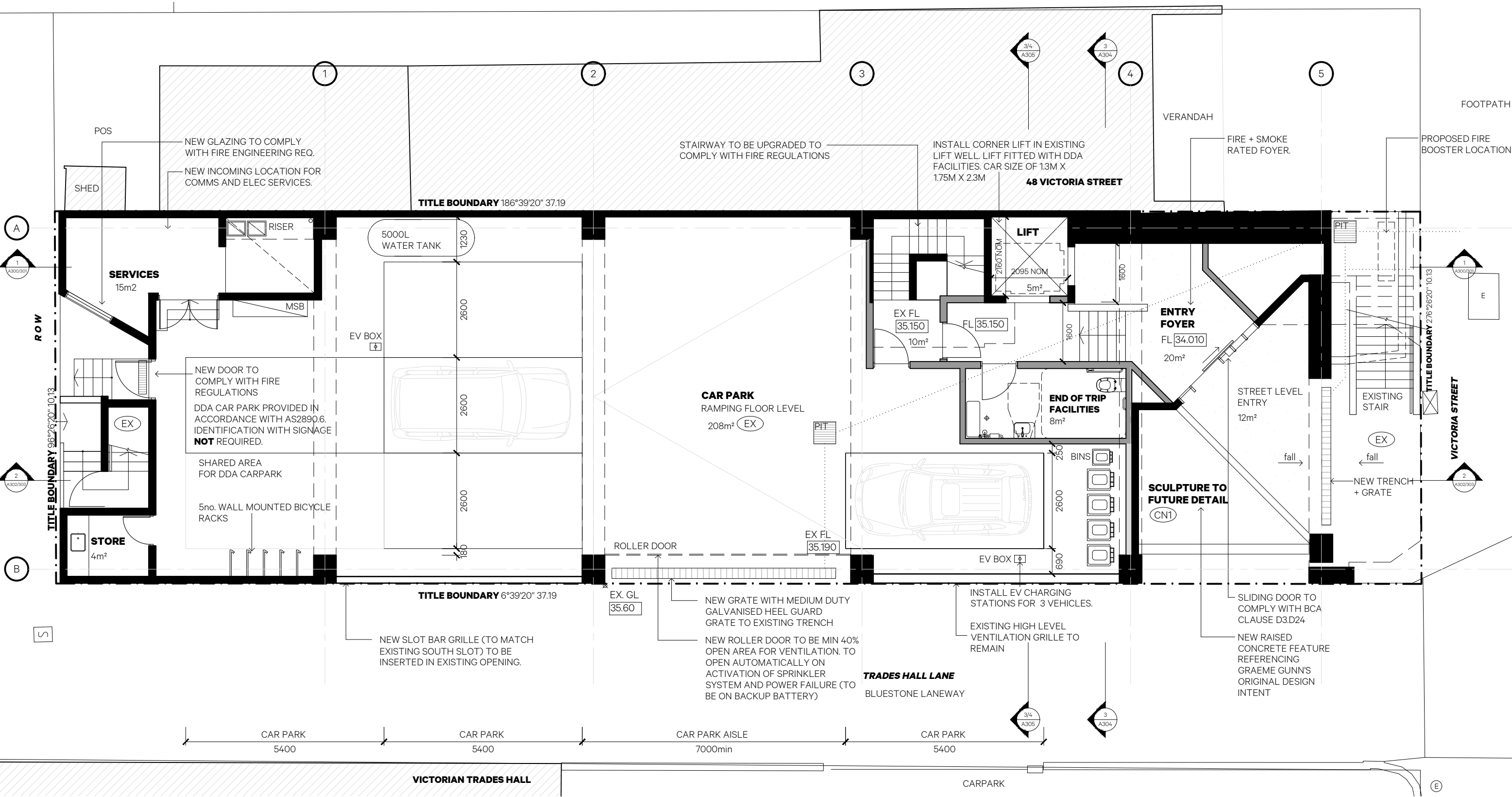
Revision
TP1 01/12/23 TP/HV APPLICATION

Client
Plumbers & Pipe Trades Employees Union
Project
PPTEU Upgrade
Project Address
52 Victoria Street
Carlton South VIC 3053
Drawing Name
Roof Demolition Plan

Project Stage
Town Planning
Scale
1:100 @ A3
Date
01/12/23
Drawn
SS/RN/HG
Project Number
2216

KENNEDY NOLAN
Drawing
A103
Revision
TP1

GRAEME GUNN



1 Level 0 - Proposed Floor Plan
1:100

GRAEME GUNN

61 Victoria Street Fitzroy
Melbourne 3065 Australia
email@kennedynolan.com.au
+ 61 (3) 9415 8971
www.kennedynolan.com.au
ABN: 21 138 171 285
ACN: 138 171 285



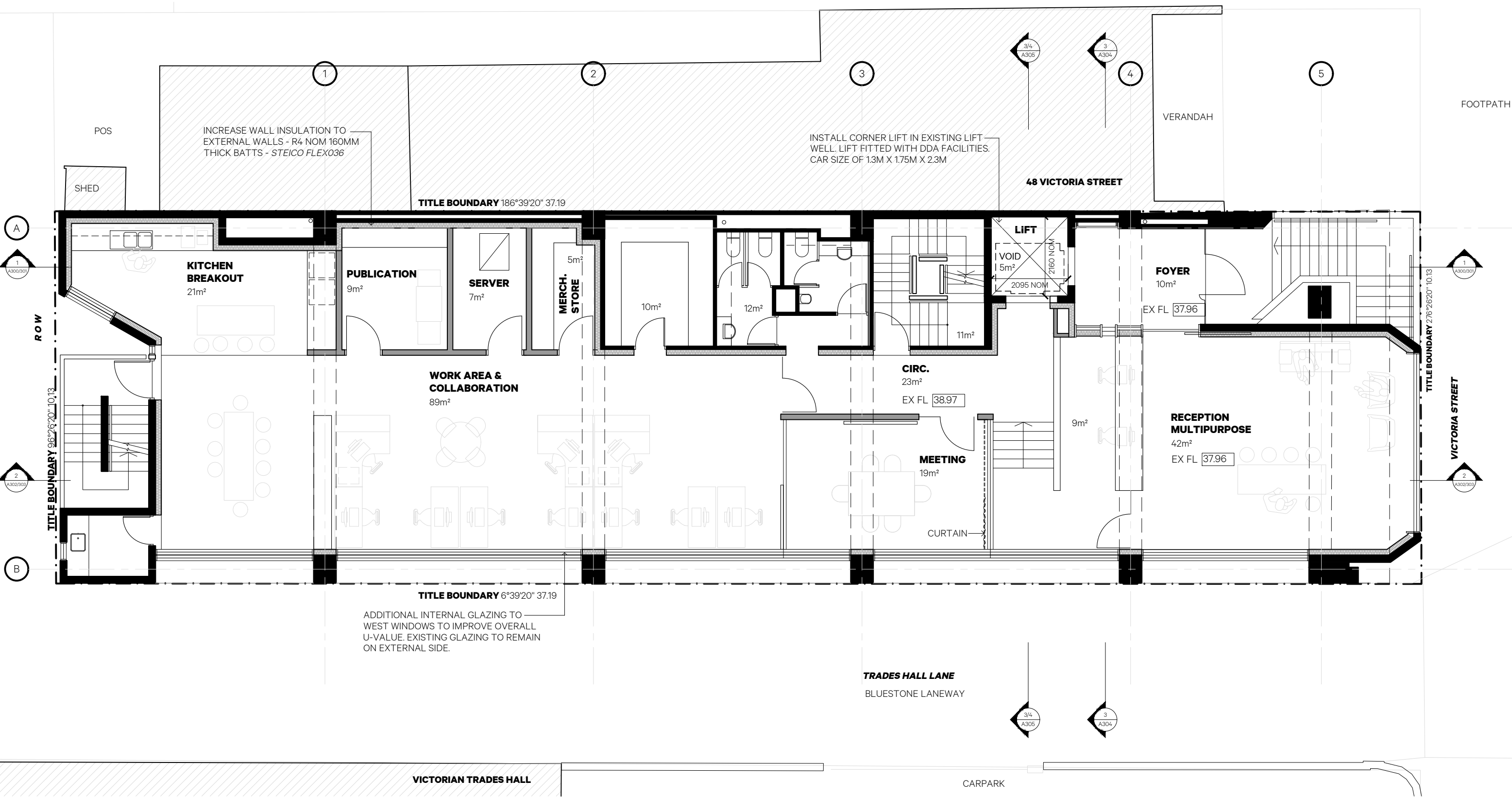
This copy of this drawing is issued for the sole use of the recipient and the acceptance of the same constitutes an agreement that it will not be published, reproduced or given to any other party without the permission of Kennedy Nolan Architects and it shall remain their property subject to return upon request.
This drawing is to be read in conjunction with the Secondary Consultants drawings, details and specifications and any other written instructions issued during the course of the Contract.
The Contractor shall verify all dimensions on site prior to commencing any shop drawings. Figured dimensions shall take precedence over scaled. Scaled dimensions shall be verified on site.

Revision
TP1 01/12/23 TP/HV APPLICATION

Client
Plumbers & Pipe Trades Employees Union
Project
PPTEU Upgrade
Project Address
52 Victoria Street
Carlton South VIC 3063
Drawing Name
Level 0 Proposed
Floor Plan

Project Stage
Town Planning
Scale
1:100 @ A3
Date
01/12/23
Drawn
SS/RN/HG
Project Number
2216

KENNEDY NOLAN
Drawing
A110
Revision
TP1



1 Level 1 - Proposed Floor Plan
1:100

61 Victoria Street Fitzroy
Melbourne 3065 Australia
email@kennedynolan.com.au
+ 61 (3) 9415 8971
www.kennedynolan.com.au
ABN: 21 138 171 285
ACN: 138 171 285

This copy of this drawing is issued for the sole use of the recipient and the acceptance of the same constitutes an agreement that it will not be published, reproduced or given to any other party without the permission of Kennedy Nolan Architects and it shall remain their property subject to return upon request.

This drawing is to be read in conjunction with the Secondary Consultants drawings, details and specifications and any other written instructions issued during the course of the Contract.

The Contractor shall verify all dimensions on site prior to commencing any shop drawings. Figured dimensions shall take precedence over scaled. Scaled dimensions shall be verified on site.

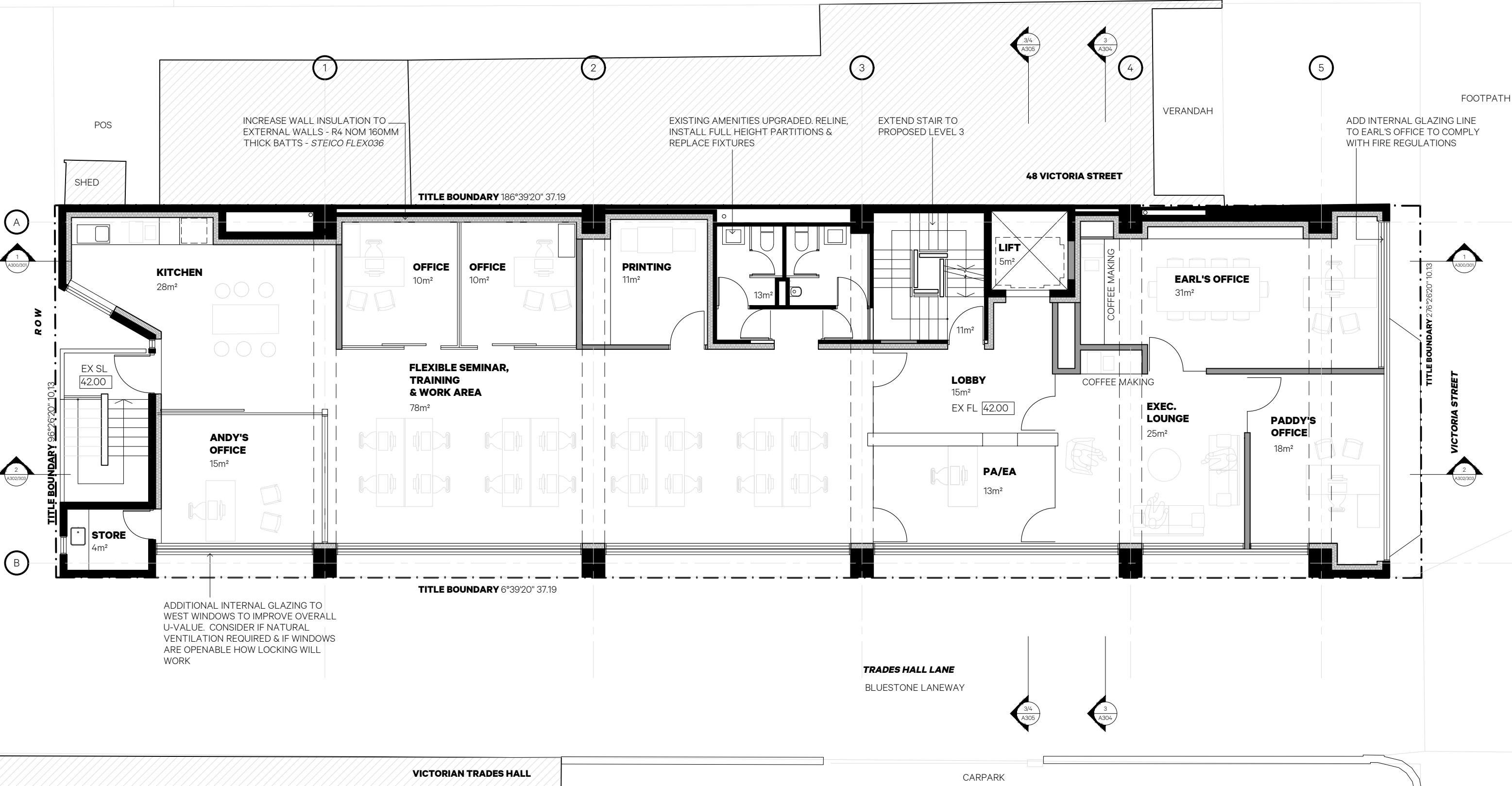
Revision
TP1 01/12/23 TP/HV APPLICATION

Client
Plumbers & Pipe Trades Employees Union
Project
PPTEU Upgrade
Project Address
52 Victoria Street
Carlton South VIC 3053
Drawing Name
Level 1 Proposed Floor Plan

Project Stage
Town Planning
Scale
1:100 @ A3
Date
01/12/23
Drawn
SS/RN/HG
Project Number
2216

KENNEDY NOLAN
Drawing
A111
Revision
TP1

GRAEME GUNN



1 Level 2 - Proposed Floor Plan
1:100

GRAEME GUNN

61 Victoria Street Fitzroy
Melbourne 3065 Australia
email@kennedynolan.com.au
+ 61 (3) 9415 8971
www.kennedynolan.com.au
ABN: 21 138 171 285
ACN: 138 171 285



This copy of this drawing is issued for the sole use of the recipient and the acceptance of the same constitutes an agreement that it will not be published, reproduced or given to any other party without the permission of Kennedy Nolan Architects and it shall remain their property subject to return upon request.

This drawing is to be read in conjunction with the Secondary Consultants drawings, details and specifications and any other written instructions issued during the course of the Contract.

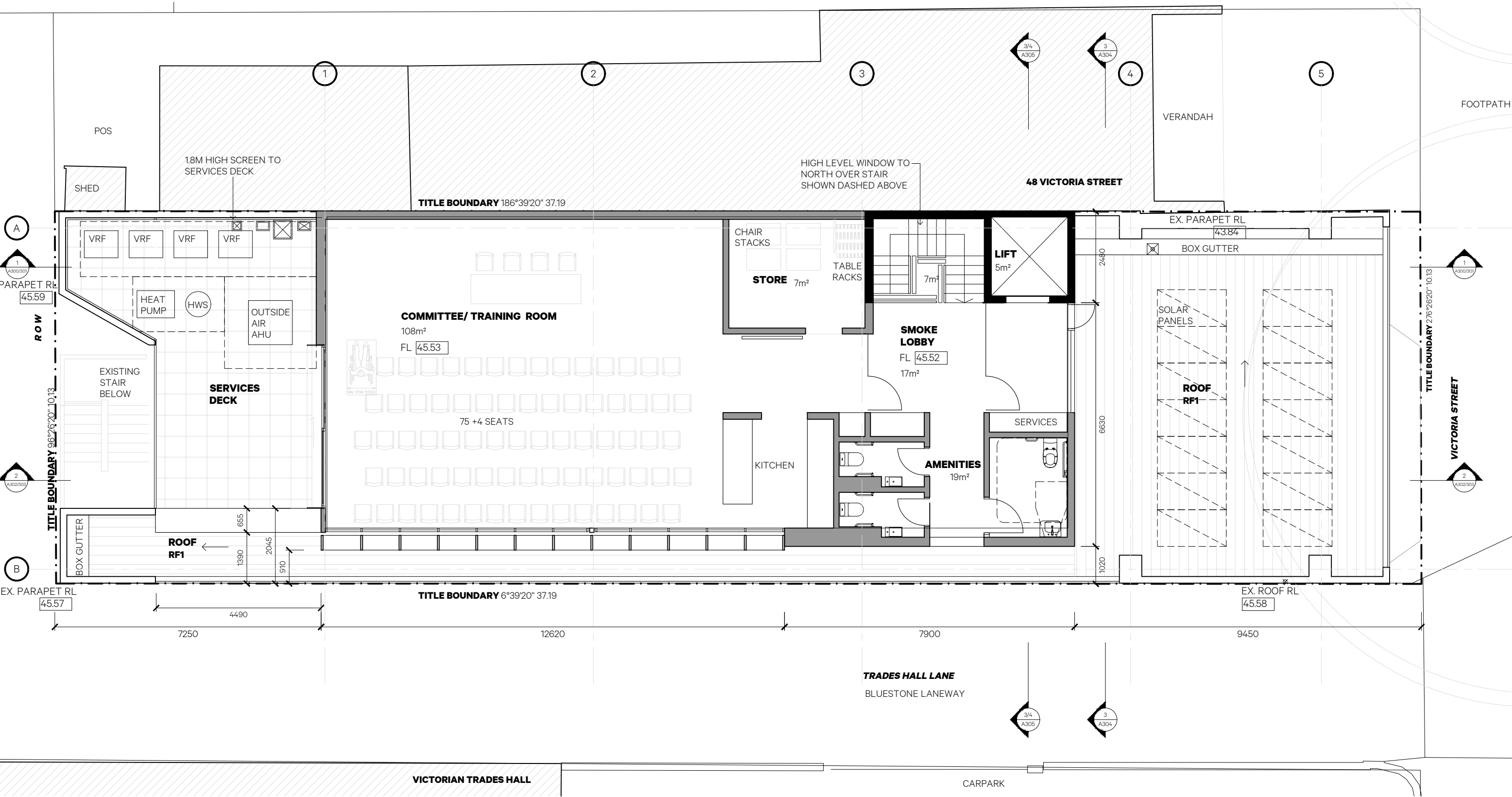
The Contractor shall verify all dimensions on site prior to commencing any shop drawings. Figured dimensions shall take precedence over scaled. Scaled dimensions shall be verified on site.

Revision
TP1 01/12/23 TP/HV APPLICATION

Client
Plumbers & Pipe Trades Employees Union
Project
PPTU Upgrade
Project Address
52 Victoria Street
Carlton South VIC 3053
Drawing Name
Level 2 Proposed
Floor Plan

Project Stage
Town Planning
Scale
1:100 @ A3
Date
01/12/23
Drawn
SS/RN/HG
Project Number
2216

KENNEDY NOLAN
Drawing
A112
Revision
TP1



1 Level 3 - Proposed Floor Plan
1:100

GRAEME GUNN

61 Victoria Street Fitzroy
Melbourne 3065 Australia
email@kennedynolan.com.au
+ 61 (3) 9415 8971
www.kennedynolan.com.au
ABN: 21 138 171 285
ACN: 138 171 285



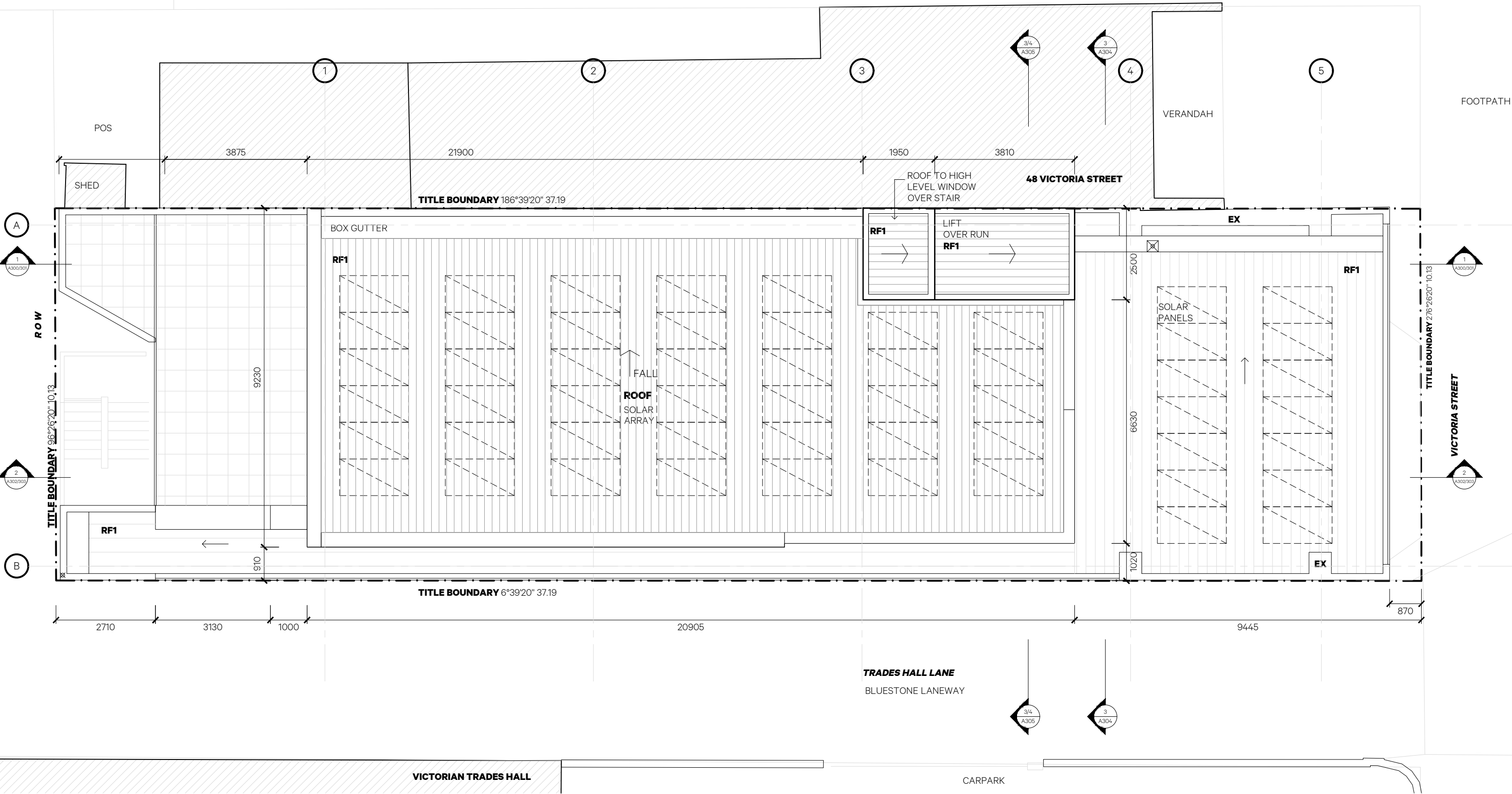
This copy of this drawing is issued for the sole use of the recipient and the acceptance of the same constitutes an agreement that it will not be published, reproduced or given to any other party without the permission of Kennedy Nolan Architects and it shall remain their property subject to return upon request.
This drawing is to be read in conjunction with the Secondary Consultants drawings, details and specifications and any other written instructions issued during the course of the Contract.
The Contractor shall verify all dimensions on site prior to commencing any shop drawings. Figured dimensions shall take precedence over scaled. Scaled dimensions shall be verified on site.

Revision
TP1 01/12/23 TP/HV APPLICATION

Client
Plumbers & Pipe Trades Employees Union
Project
PPTU Upgrade
Project Address
52 Victoria Street
Carlton South VIC 3053
Drawing Name
Level 3 Proposed
Floor Plan

Project Stage
Town Planning
Scale
1:100 @ A3
Date
01/12/23
Drawn
SS/RN/HG
Project Number
2216

KENNEDY NOLAN
Drawing
A113
Revision
TP1



1 Proposed Roof Plan
1:100

61 Victoria Street Fitzroy
Melbourne 3065 Australia
email@kennedynolan.com.au

+ 61 (3) 9415 8971
www.kennedynolan.com.au

ABN: 21 138 171 285
ACN: 138 171 285

This copy of this drawing is issued for the sole use of the recipient and the acceptance of the same constitutes an agreement that it will not be published, reproduced or given to any other party without the permission of Kennedy Nolan Architects and it shall remain their property subject to return upon request.

This drawing is to be read in conjunction with the Secondary Consultants drawings, details and specifications and any other written instructions issued during the course of the Contract.

The Contractor shall verify all dimensions on site prior to commencing any shop drawings. Figured dimensions shall take precedence over scaled. Scaled dimensions shall be verified on site.

Revision
TP1 01/12/23 TP/HV APPLICATION

Client
Plumbers & Pipe Trades Employees Union

Project
PPTU Upgrade

Project Address
52 Victoria Street
Carlton South VIC 3053

Drawing Name
Roof Plan Proposed

Project Stage
Town Planning

Scale
1:100 @ A3

Date
01/12/23

Drawn
SS/RN/HG

Project Number
2216

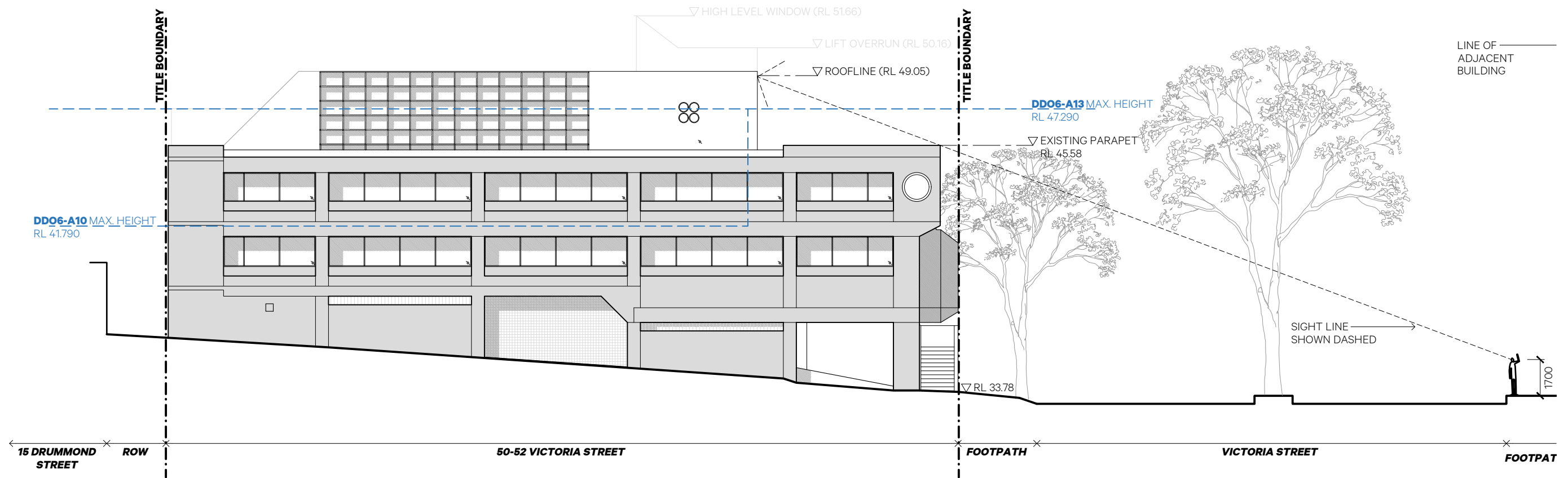
Drawing
A114

Revision
TP1

GRAEME GUNN

KENNEDY NOLAN





1 Sight Line Diagram
1200

61 Victoria Street Fitzroy
Melbourne 3065 Australia
email@kennedynolan.com.au
+ 61 (3) 9415 8971
www.kennedynolan.com.au

This copy of this drawing is issued for the sole use of the recipient and the acceptance of the same constitutes an agreement that it will not be published, reproduced or given to any other party without the permission of Kennedy Nolan Architects and it shall remain their property subject to return upon request.

ABN: 21 138 171 285
ACN: 138 171 285

This drawing is to be read in conjunction with the Secondary Consultants drawings, details and specifications and any other written instructions issued during the course of the Contract.

The Contractor shall verify all dimensions on site prior to commencing any shop drawings. Figured dimensions shall take precedence over scaled. Scaled dimensions shall be verified on site.



Revision

TP1 01/12/23 TP/HV APPLICATION

Client

Plumbers & Pipe Trades Employees Union

Project

PPTTEU Upgrade

Project Address

52 Victoria Street
Carlton South VIC 3053

Drawing Name

Context Elevation

Project Stage

Town Planning

Scale

1:200 @ A3

Date

01/12/23

Drawn

SS/RN/HG

Project Number

2216

KENNEDY NOLAN

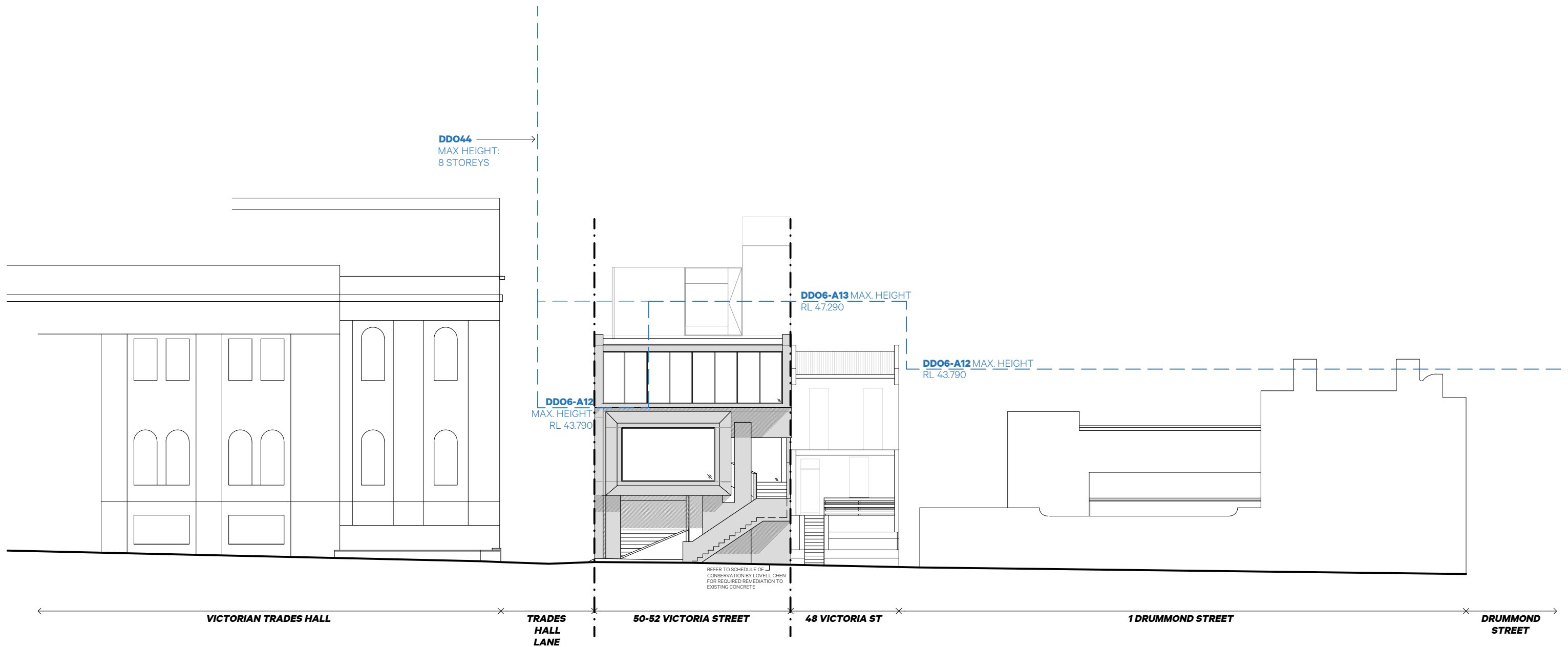
Drawing

A150

Revision

TP1

GRAEME GUNN



1 South Elevation - Context
1200

61 Victoria Street Fitzroy
Melbourne 3065 Australia
email@kennedynolan.com.au
+ 61 (3) 9415 8971
www.kennedynolan.com.au

This copy of this drawing is issued for the sole use of the recipient and the acceptance of the same constitutes an agreement that it will not be published, reproduced or given to any other party without the permission of Kennedy Nolan Architects and it shall remain their property subject to return upon request.

ABN: 21 138 171 285
ACN: 138 171 285

This drawing is to be read in conjunction with the Secondary Consultants drawings, details and specifications and any other written instructions issued during the course of the Contract.

The Contractor shall verify all dimensions on site prior to commencing any shop drawings. Figured dimensions shall take precedence over scaled. Scaled dimensions shall be verified on site.

MATERIAL LEGEND

- EX** EXISTING
- CD1** METAL CLADDING 01 (TEXTURED)
- CD2** METAL CLADDING 01 (PANELLING)
- CD3** BRISE SOLEIL (SHADING)
- CO1** CONCRETE (TO MATCH EXISTING)
- GL1** GLAZING
- MS1** METAL MESH (SCREEN)
- RF1** METAL ROOFING (TRAYDECK)
- RF2** DOWNPIPES/FLASHINGS/GUTTERS

Revision

TP1 01/12/23 TP/HV APPLICATION

Client

Plumbers & Pipe Trades Employees Union

Project

PPTEU Upgrade

Project Address

52 Victoria Street
Carlton South VIC 3053

Drawing Name

Context Elevation

Project Stage

Town Planning

Scale

1:200 @ A3

Date

01/12/23

Drawn

SS/RN/HG

Project Number

2216

**KENNEDY
NOLAN**

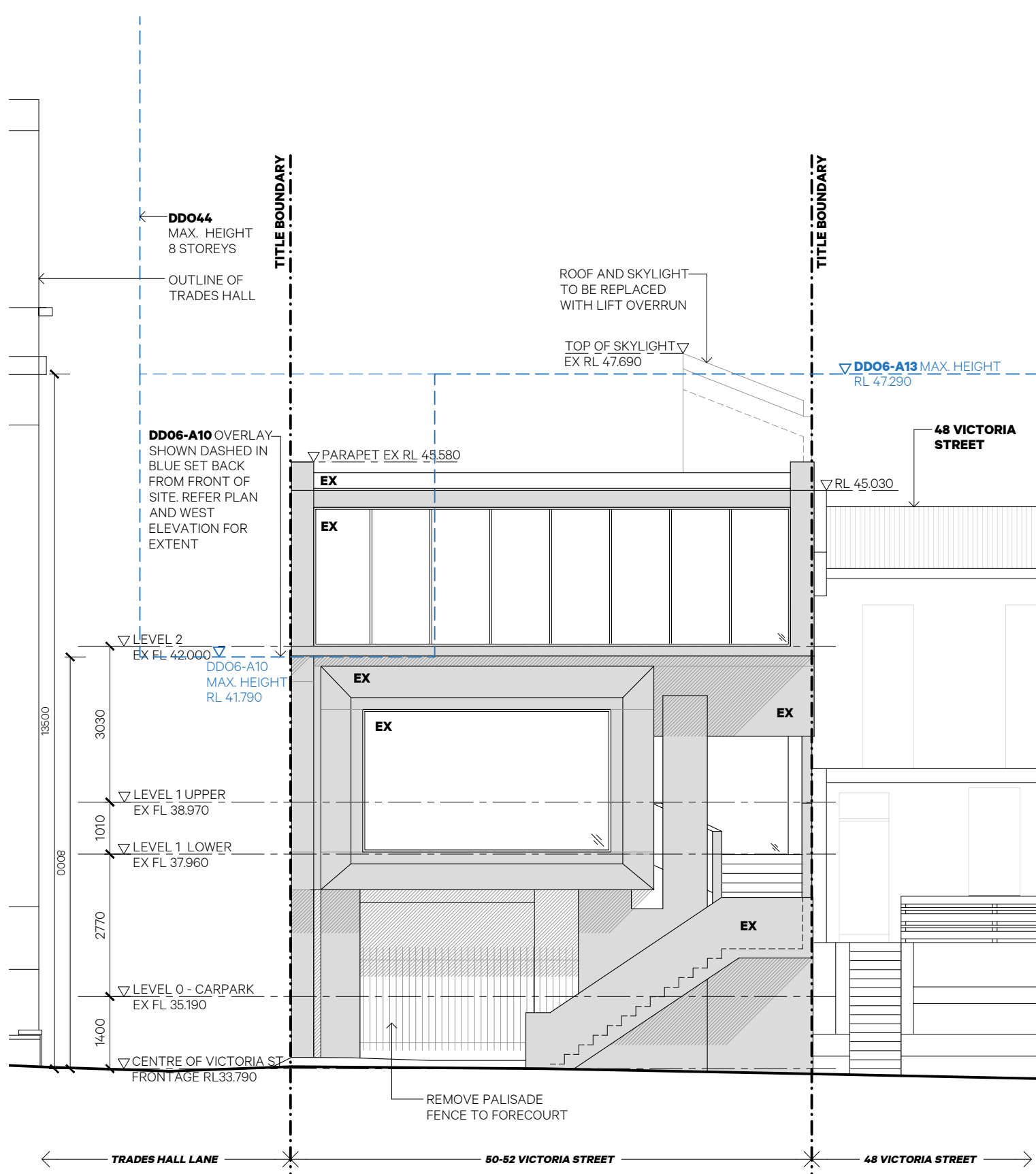
Drawing

A151

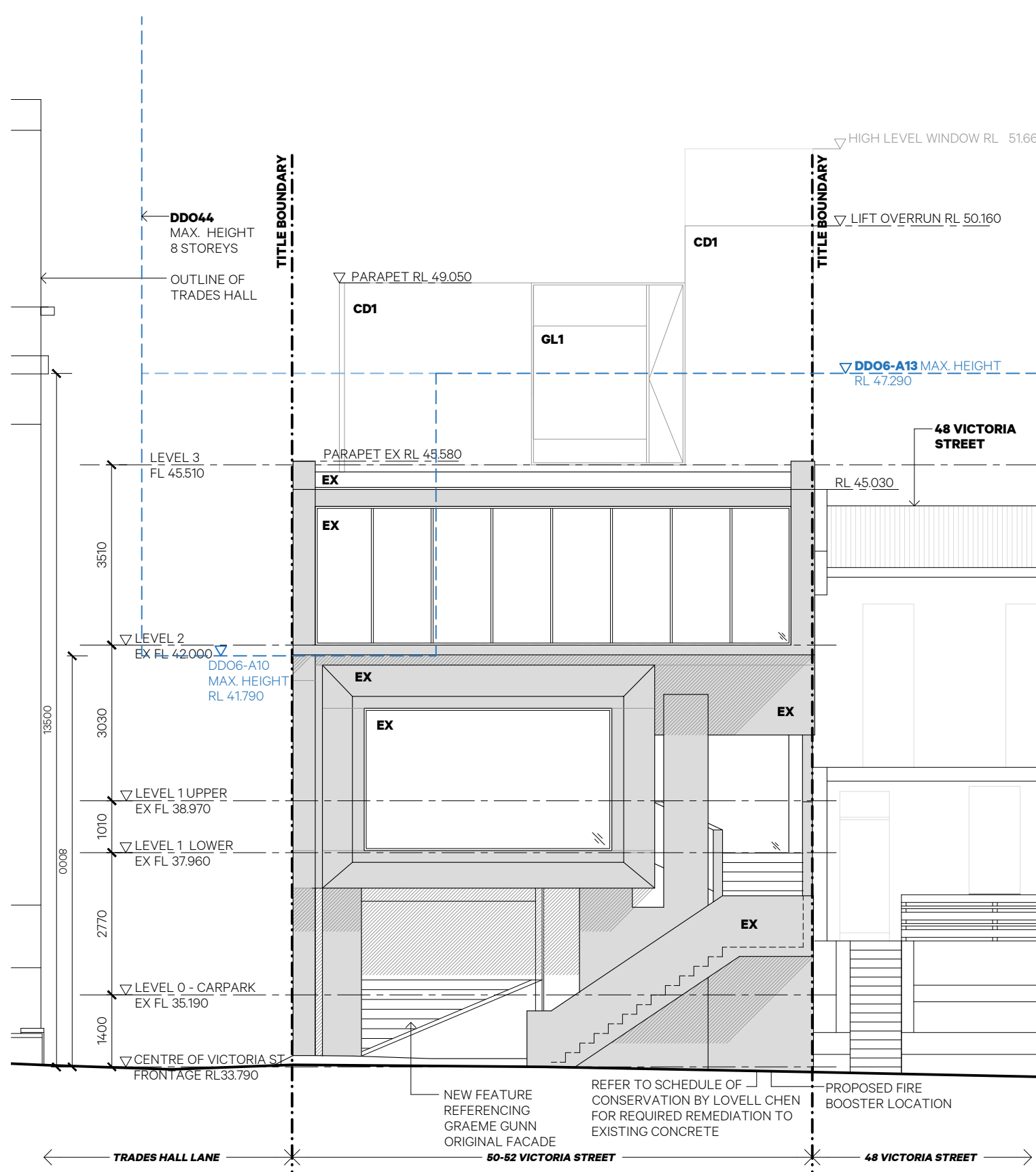
Revision

TP1





1 South Elevation - Existing
1:100



2 South Elevation - Proposed
1:100

61 Victoria Street Fitzroy
Melbourne 3065 Australia
email@kennedynolan.com.au
+ 61 (3) 9415 8971
www.kennedynolan.com.au
ABN: 21 138 171 285
ACN: 138 171 285

This copy of this drawing is issued for the sole use of the recipient and the acceptance of the same constitutes an agreement that it will not be published, reproduced or given to any other party without the permission of Kennedy Nolan Architects and it shall remain their property subject to return upon request.
This drawing is to be read in conjunction with the Secondary Consultants drawings, details and specifications and any other written instructions issued during the course of the Contract.
The Contractor shall verify all dimensions on site prior to commencing any shop drawings. Figured dimensions shall take precedence over scaled. Scaled dimensions shall be verified on site.

MATERIAL LEGEND

- EX EXISTING
- CD1 METAL CLADDING 01 (TEXTURED)
- CD2 METAL CLADDING 01 (PANELLING)
- CD3 BRISE SOLEIL (SHADING)
- CO1 CONCRETE (TO MATCH EXISTING)
- GL1 GLAZING
- MS1 METAL MESH (SCREEN)
- RF1 METAL ROOFING (TRAYDECK)
- RF2 DOWNPIPES/FLASHINGS/GUTTERS

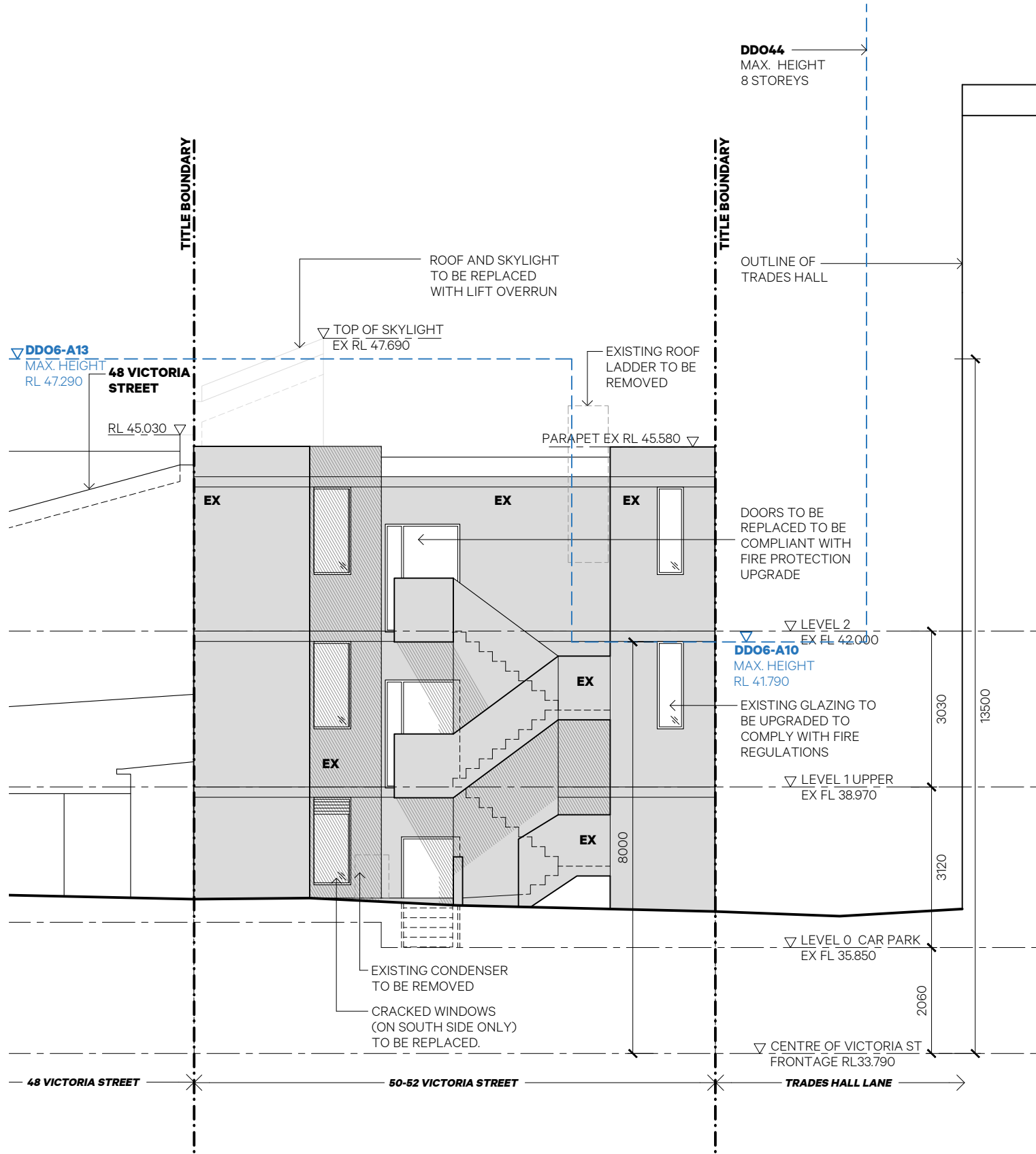
Revision
TP1 01/12/23 TP/HV APPLICATION

Client
Plumbers & Pipe Trades Employees Union
Project
PPTEU Upgrade
Project Address
52 Victoria Street
Carlton South VIC 3053
Drawing Name
South Elevation -
Existing + Proposed

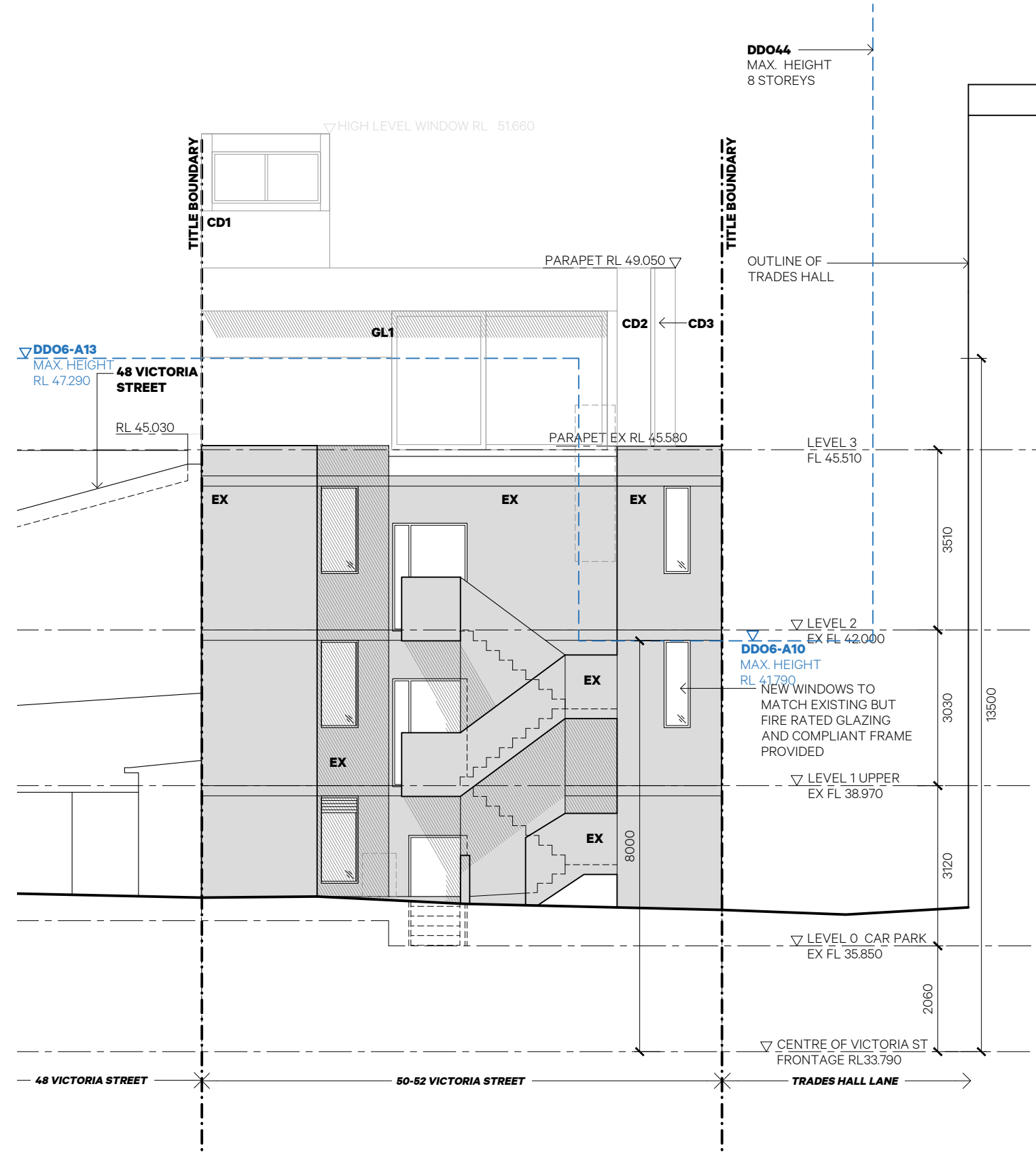
Project Stage
Town Planning
Scale
1:100 @ A3
Date
01/12/23
Drawn
SS/RN/HG
Project Number
2216

KENNEDY NOLAN
Drawing
A200
Revision
TP1

GRAEME GUNN



1 North Elevation - Existing
1:100



2 North Elevation - Proposed
1:100

61 Victoria Street Fitzroy
Melbourne 3065 Australia
email@kennedynolan.com.au

+ 61 (3) 9415 8971
www.kennedynolan.com.au

ABN: 21 138 171 285
ACN: 138 171 285

This copy of this drawing is issued for the sole use of the recipient and the acceptance of the same constitutes an agreement that it will not be published, reproduced or given to any other party without the permission of Kennedy Nolan Architects and it shall remain their property subject to return upon request.

This drawing is to be read in conjunction with the Secondary Consultants drawings, details and specifications and any other written instructions issued during the course of the Contract.

The Contractor shall verify all dimensions on site prior to commencing any shop drawings. Figured dimensions shall take precedence over scaled. Scaled dimensions shall be verified on site.

MATERIAL LEGEND

- EX EXISTING
- CD1 METAL CLADDING 01 (TEXTURED)
- CD2 METAL CLADDING 01 (PANELLING)
- CD3 BRISE SOLEIL (SHADING)
- CO1 CONCRETE (TO MATCH EXISTING)
- GL1 GLAZING
- MS1 METAL MESH (SCREEN)
- RF1 METAL ROOFING (TRAYDECK)
- RF2 DOWNPIPES/FLASHINGS/GUTTERS

- Revision**
- TP1 01/12/23 TP/HV APPLICATION

Client
Plumbers & Pipe Trades Employees Union

Project
PPTU Upgrade

Project Address
52 Victoria Street
Carlton South VIC 3053

Drawing Name
North Elevation -
Existing + Proposed

Project Stage
Town Planning

Scale
1:100 @ A3

Date
01/12/23

Drawn
SS/RN/HG

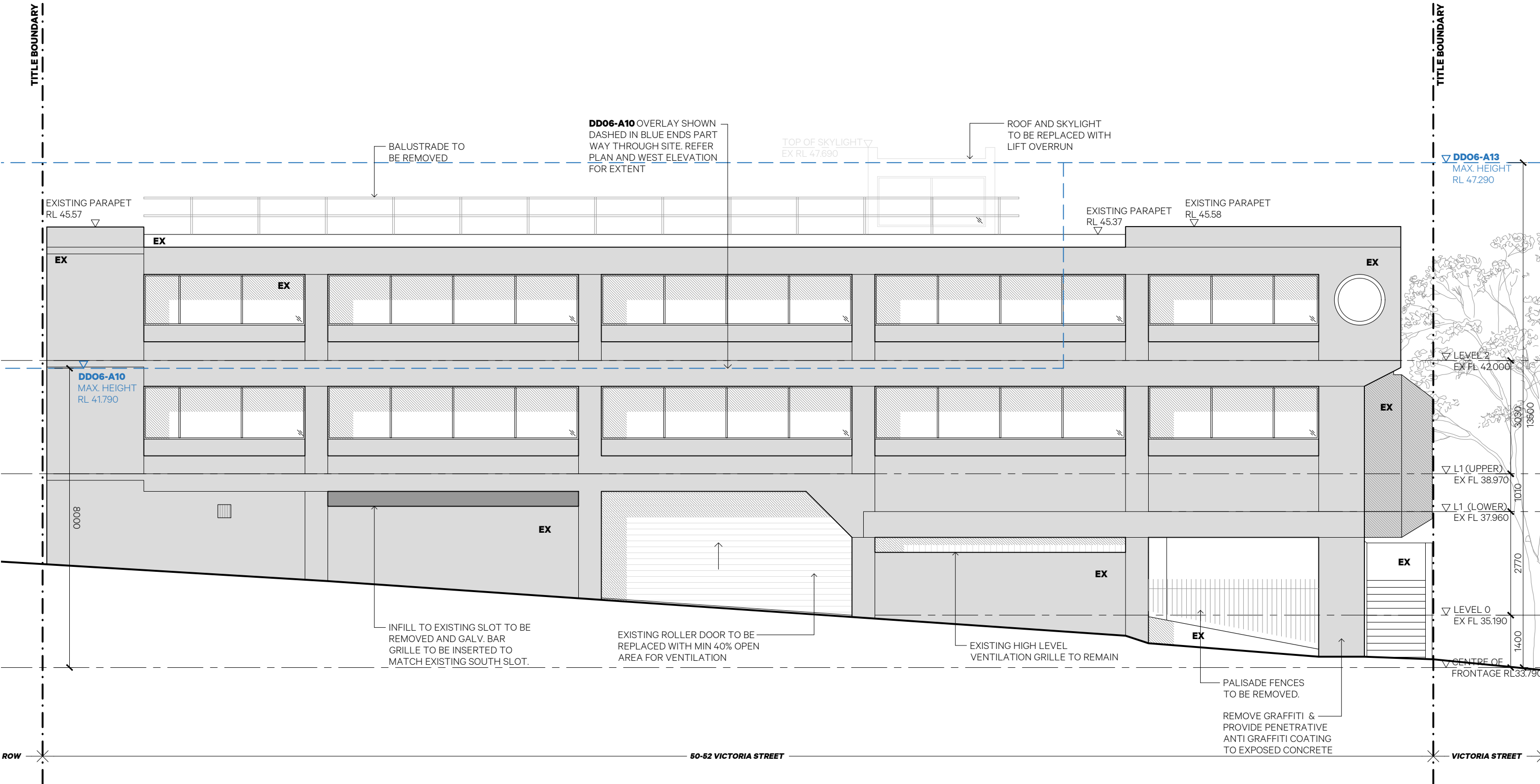
Project Number
2216

KENNEDY NOLAN

Drawing
A201

Revision
TP1

GRAEME GUNN



1 West Elevation - Existing
1:100

61 Victoria Street Fitzroy
Melbourne 3065 Australia
email@kennedynolan.com.au
+ 61 (3) 9415 8971
www.kennedynolan.com.au
ABN: 21 138 171 285
ACN: 138 171 285

This copy of this drawing is issued for the sole use of the recipient and the acceptance of the same constitutes an agreement that it will not be published, reproduced or given to any other party without the permission of Kennedy Nolan Architects and it shall remain their property subject to return upon request.

This drawing is to be read in conjunction with the Secondary Consultants drawings, details and specifications and any other written instructions issued during the course of the Contract.

The Contractor shall verify all dimensions on site prior to commencing any shop drawings. Figured dimensions shall take precedence over scaled. Scaled dimensions shall be verified on site.

MATERIAL LEGEND

- EX EXISTING
- CD1 METAL CLADDING 01 (TEXTURED)
- CD2 METAL CLADDING 01 (PANELLING)
- CD3 BRISE SOLEIL (SHADING)
- CO1 CONCRETE (TO MATCH EXISTING)
- GL1 GLAZING
- MS1 METAL MESH (SCREEN)
- RF1 METAL ROOFING (TRAYDECK)
- RF2 DOWNPIPES/FLASHINGS/GUTTERS

Revision

- TP1 01/12/23 TP/HV APPLICATION

Client

Plumbers & Pipe Trades Employees Union

Project

PPTEU Upgrade
Project Address
52 Victoria Street
Carlton South VIC 3053

Drawing Name

West Elevation - Existing

Project Stage

Town Planning

Scale

1:100 @ A3

Date

01/12/23

Drawn

SS/RN/HG

Project Number

2216

KENNEDY NOLAN

Drawing

A202

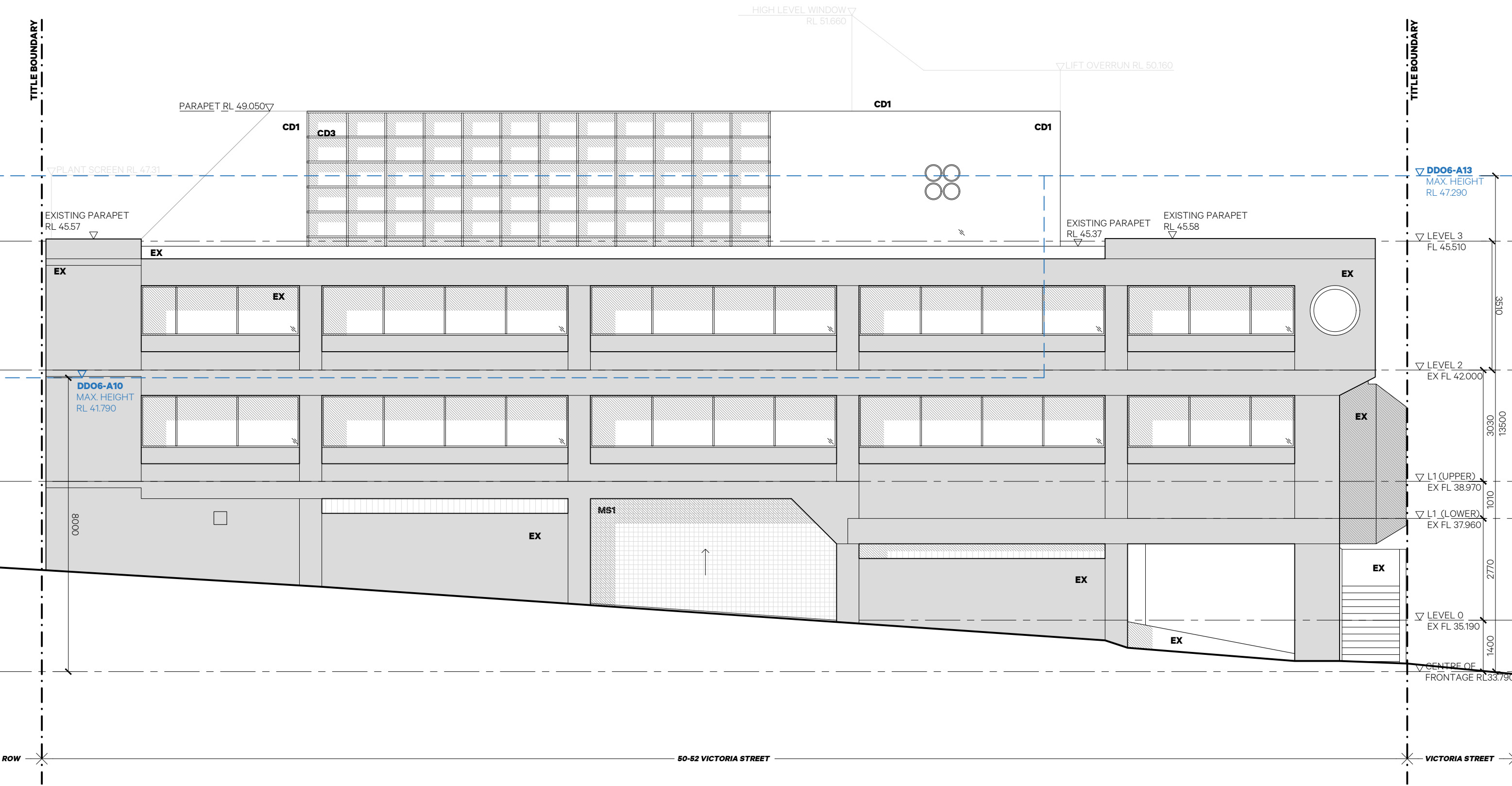
Revision

TP1



TITLE BOUNDARY

TITLE BOUNDARY



1 West Elevation - Proposed
1:100

GRAEME GUNN

KENNEDY NOLAN

61 Victoria Street Fitzroy
Melbourne 3065 Australia
email@kennedynolan.com.au
+ 61 (3) 9415 8971
www.kennedynolan.com.au
ABN: 21 138 171 285
ACN: 138 171 285

MATERIAL LEGEND

- EX EXISTING
- CD1 METAL CLADDING 01 (TEXTURED)
- CD2 METAL CLADDING 01 (PANELLING)
- CD3 BRISE SOLEIL (SHADING)
- CO1 CONCRETE (TO MATCH EXISTING)
- GL1 GLAZING
- MS1 METAL MESH (SCREEN)
- RF1 METAL ROOFING (TRAYDECK)
- RF2 DOWNPIPES/FLASHINGS/GUTTERS

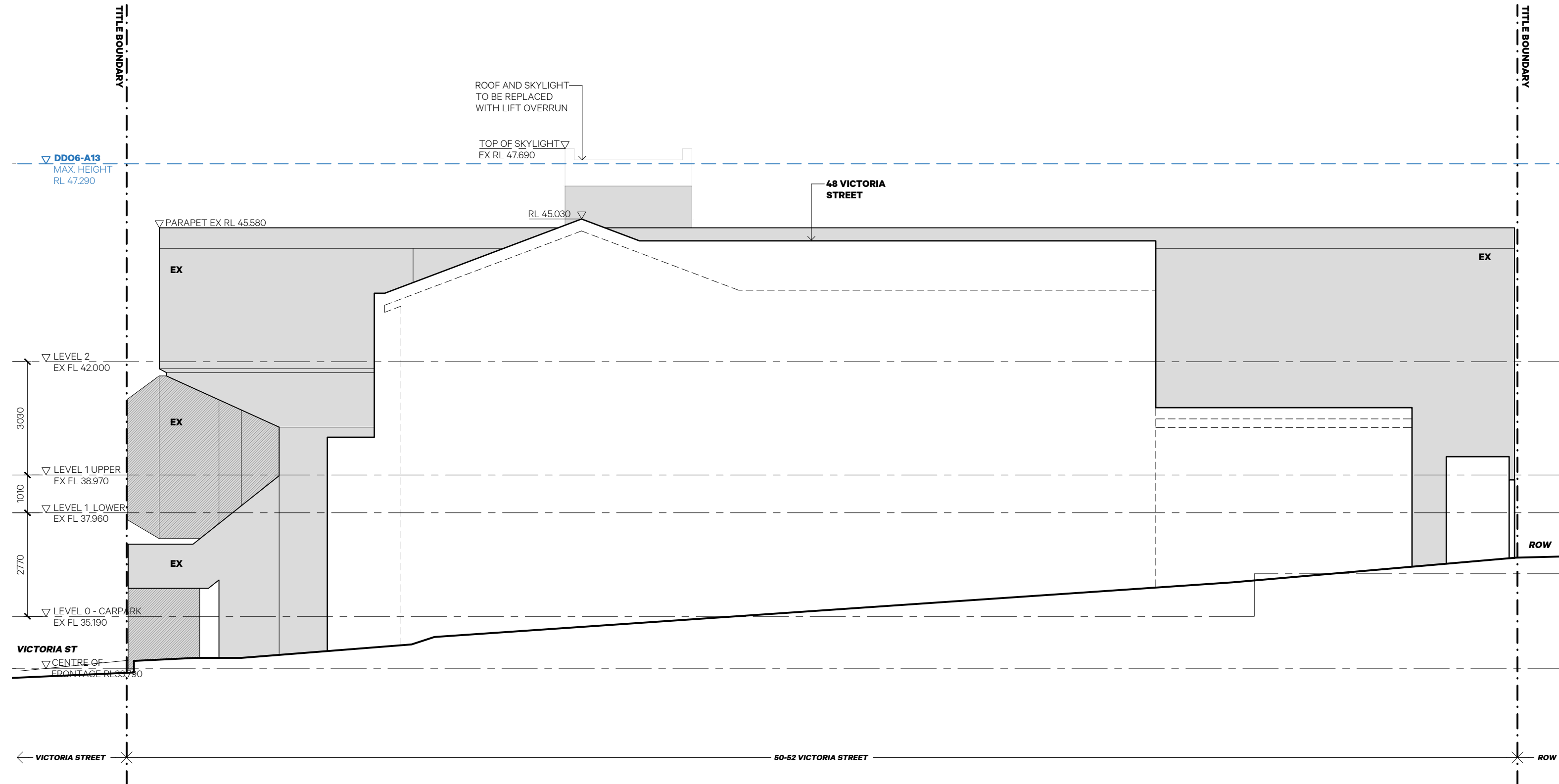
Revision
TP1 01/12/23 TP/HV APPLICATION

Client
Plumbers & Pipe Trades Employees Union
Project
PPTU Upgrade
Project Address
52 Victoria Street
Carlton South VIC 3053
Drawing Name
West Elevation -
Proposed

Project Stage
Town Planning
Scale
1:100 @ A3
Date
01/12/23
Drawn
SS/RN/HG
Project Number
2216

Drawing
A203
Revision
TP1





1 East Elevation - Existing
1:100

61 Victoria Street Fitzroy
Melbourne 3065 Australia
email@kennedynolan.com.au
+ 61 (3) 9415 8971
www.kennedynolan.com.au

ABN: 21 138 171 285
ACN: 138 171 285



This copy of this drawing is issued for the sole use of the recipient and the acceptance of the same constitutes an agreement that it will not be published, reproduced or given to any other party without the permission of Kennedy Nolan Architects and it shall remain their property subject to return upon request.

This drawing is to be read in conjunction with the Secondary Consultants drawings, details and specifications and any other written instructions issued during the course of the Contract.

The Contractor shall verify all dimensions on site prior to commencing any shop drawings. Figured dimensions shall take precedence over scaled. Scaled dimensions shall be verified on site.

MATERIAL LEGEND

- EX EXISTING
- CD1 METAL CLADDING 01 (TEXTURED)
- CD2 METAL CLADDING 01 (PANELLING)
- CD3 BRISE SOLEIL (SHADING)
- CO1 CONCRETE (TO MATCH EXISTING)
- GL1 GLAZING
- MS1 METAL MESH (SCREEN)
- RF1 METAL ROOFING (TRAYDECK)
- RF2 DOWNPIPES/FLASHINGS/GUTTERS

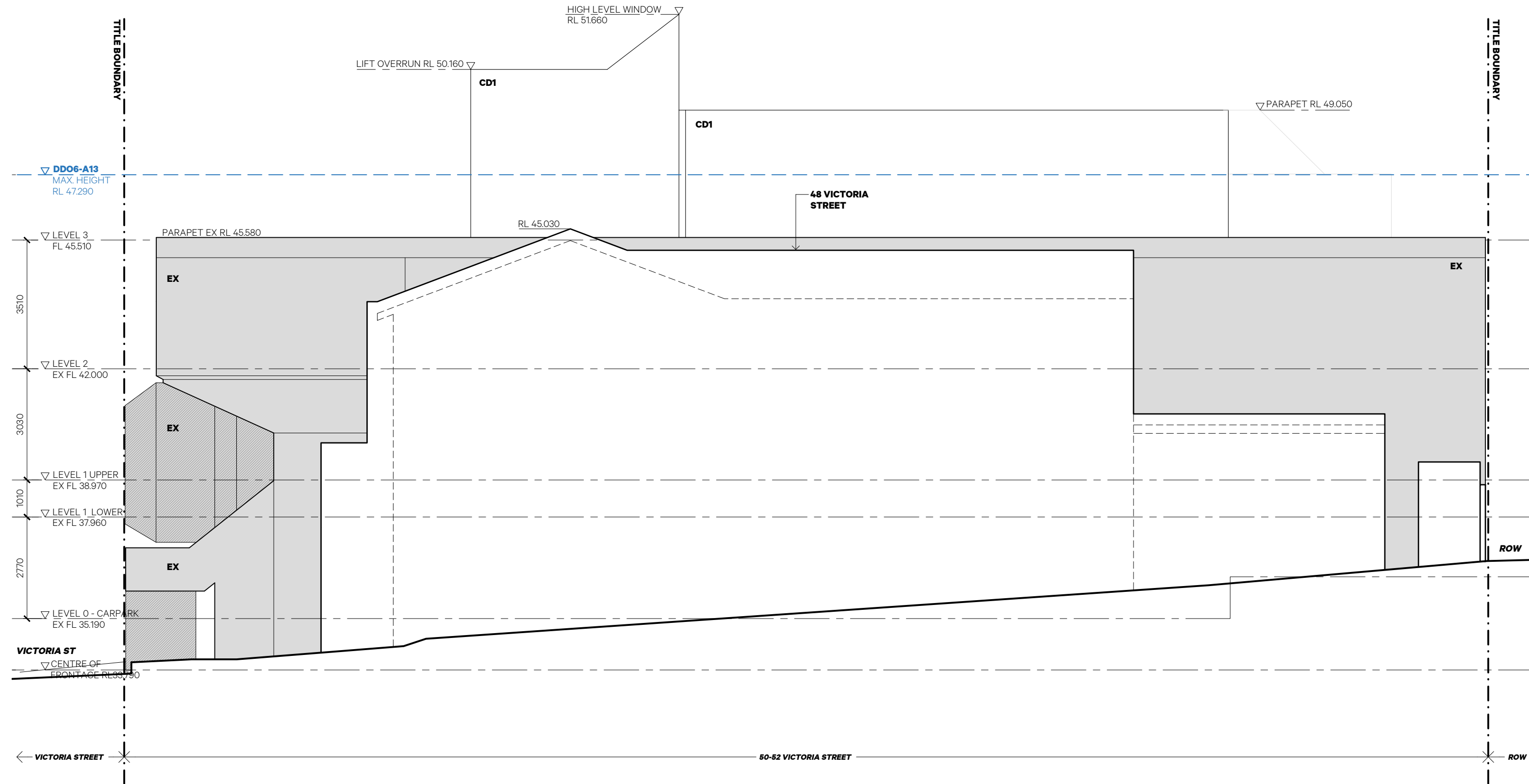
Revision
TP1 01/12/23 TP/HV APPLICATION

Client
Plumbers & Pipe Trades Employees Union
Project
PPTEU Upgrade
Project Address
52 Victoria Street
Carlton South VIC 3053
Drawing Name
East Elevation - Existing

Project Stage
Town Planning
Scale
1:100 @ A3
Date
01/12/23
Drawn
SS/RN/HG
Project Number
2216

KENNEDY NOLAN
Drawing
A204
Revision
TP1

GRAEME GUNN



1 East Elevation - Proposed
1:100

61 Victoria Street Fitzroy
Melbourne 3065 Australia
email@kennedynolan.com.au
+ 61 (3) 9415 8971
www.kennedynolan.com.au

ABN: 21 138 171 285
ACN: 138 171 285



This copy of this drawing is issued for the sole use of the recipient and the acceptance of the same constitutes an agreement that it will not be published, reproduced or given to any other party without the permission of Kennedy Nolan Architects and it shall remain their property subject to return upon request.

This drawing is to be read in conjunction with the Secondary Consultants drawings, details and specifications and any other written instructions issued during the course of the Contract.

The Contractor shall verify all dimensions on site prior to commencing any shop drawings. Figured dimensions shall take precedence over scaled. Scaled dimensions shall be verified on site.

MATERIAL LEGEND

- EX EXISTING
- CD1 METAL CLADDING 01 (TEXTURED)
- CD2 METAL CLADDING 01 (PANELLING)
- CD3 BRISE SOLEIL (SHADING)
- CO1 CONCRETE (TO MATCH EXISTING)
- GL1 GLAZING
- MS1 METAL MESH (SCREEN)
- RF1 METAL ROOFING (TRAYDECK)
- RF2 DOWNPIPES/FLASHINGS/GUTTERS

Revision
TP1 01/12/23 TP/HV APPLICATION

Client
Plumbers & Pipe Trades Employees Union
Project
PPTEU Upgrade
Project Address
52 Victoria Street
Carlton South VIC 3053
Drawing Name
East Elevation -
Proposed

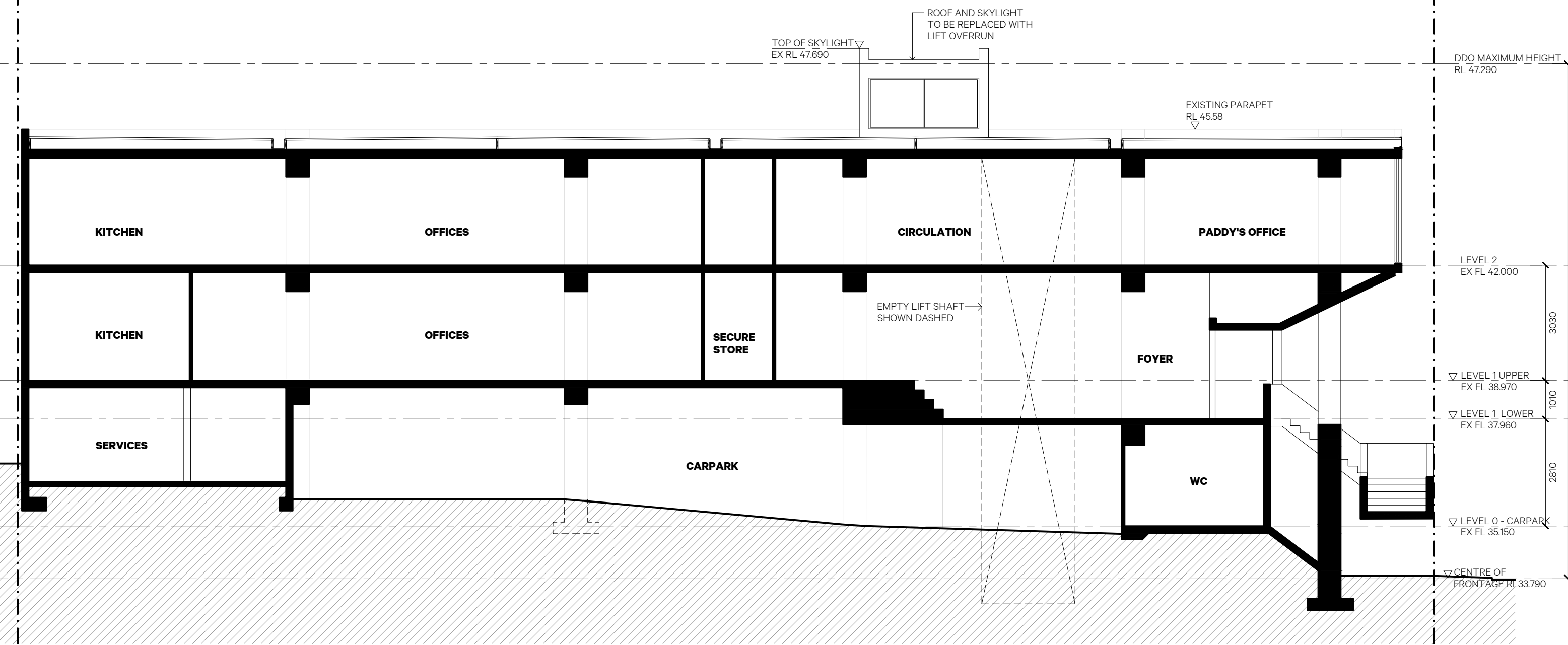
GRAEME GUNN

Project Stage
Town Planning
Scale
1:100 @ A3
Date
01/12/23
Drawn
SS/RN/HG
Project Number
2216

KENNEDY NOLAN
Drawing
A205
Revision
TP1

TITLE BOUNDARY

TITLE BOUNDARY



1 Existing Section 01
1:100

61 Victoria Street Fitzroy
Melbourne 3065 Australia
email@kennedynolan.com.au

+ 61 (3) 9415 8971
www.kennedynolan.com.au

ABN: 21 138 171 285
ACN: 138 171 285

This copy of this drawing is issued for the sole use of the recipient and the acceptance of the same constitutes an agreement that it will not be published, reproduced or given to any other party without the permission of Kennedy Nolan Architects and it shall remain their property subject to return upon request.

This drawing is to be read in conjunction with the Secondary Consultants drawings, details and specifications and any other written instructions issued during the course of the Contract.

The Contractor shall verify all dimensions on site prior to commencing any shop drawings. Figured dimensions shall take precedence over scaled. Scaled dimensions shall be verified on site.

Revision
TP 01/12/23 TP/HV APPLICATION

Client
Plumbers & Pipe Trades Employees Union

Project
PPTEU Upgrade

Project Address
52 Victoria Street
Carlton South VIC 3053

Drawing Name
Section 01 - Existing

Project Stage
Town Planning

Scale
1:100 @ A3

Date
01/12/23

Drawn
SS/RN/HG

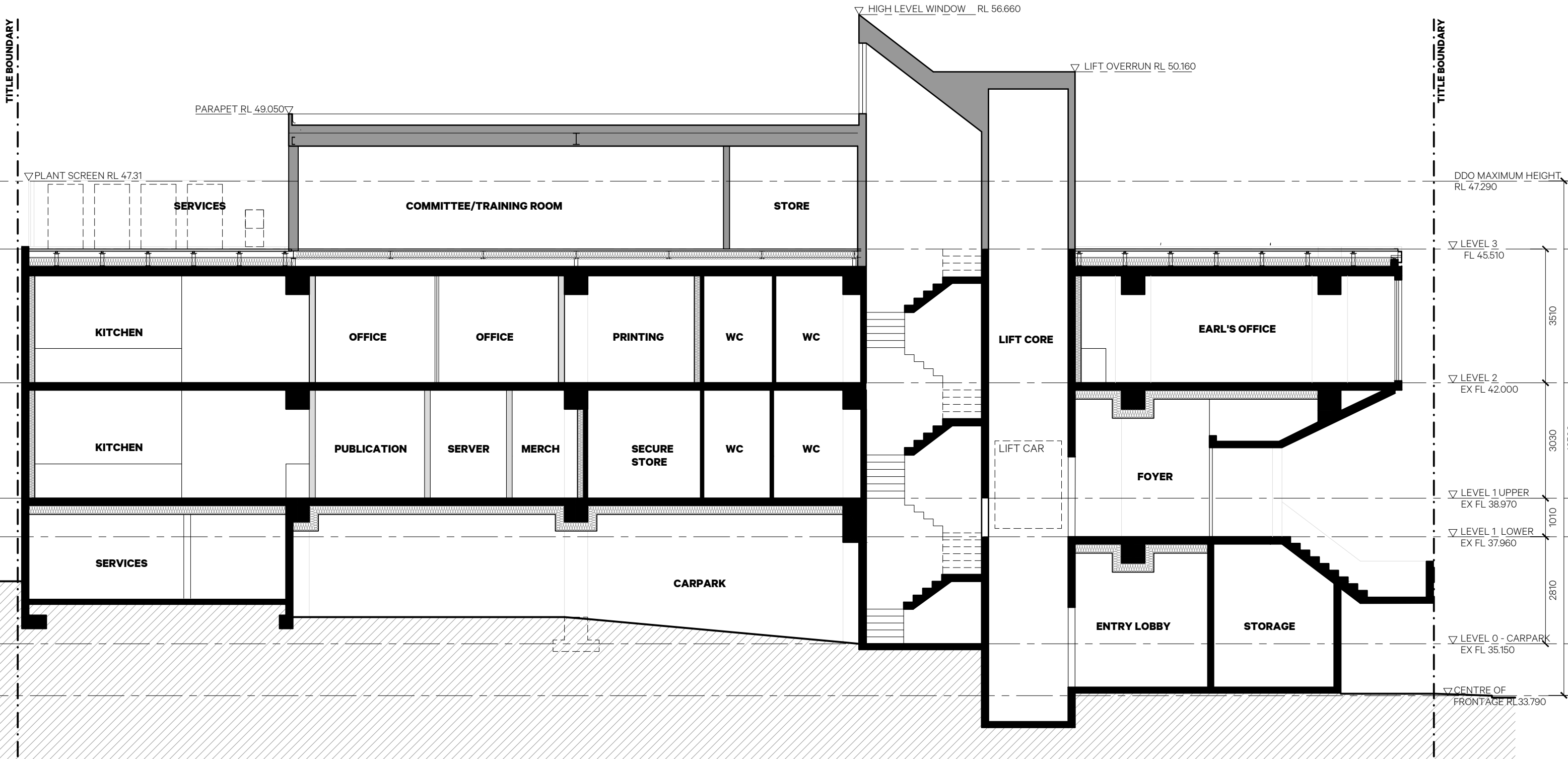
Project Number
2216

KENNEDY NOLAN

Drawing
A300

Revision
TP

GRAEME GUNN



1 Proposed Section 01
1:100

61 Victoria Street Fitzroy
Melbourne 3065 Australia
email@kennedynolan.com.au
+ 61 (3) 9415 8971
www.kennedynolan.com.au

This copy of this drawing is issued for the sole use of the recipient and the acceptance of the same constitutes an agreement that it will not be published, reproduced or given to any other party without the permission of Kennedy Nolan Architects and it shall remain their property subject to return upon request.

ABN: 21 138 171 285
ACN: 138 171 285

This drawing is to be read in conjunction with the Secondary Consultants drawings, details and specifications and any other written instructions issued during the course of the Contract.

The Contractor shall verify all dimensions on site prior to commencing any shop drawings. Figured dimensions shall take precedence over scaled. Scaled dimensions shall be verified on site.



Revision
TP1 01/12/23 TP/HV APPLICATION

Client
Plumbers & Pipe Trades Employees Union
Project
PPTEU Upgrade
Project Address
52 Victoria Street
Carlton South VIC 3053
Drawing Name
Section 01 -
Proposed

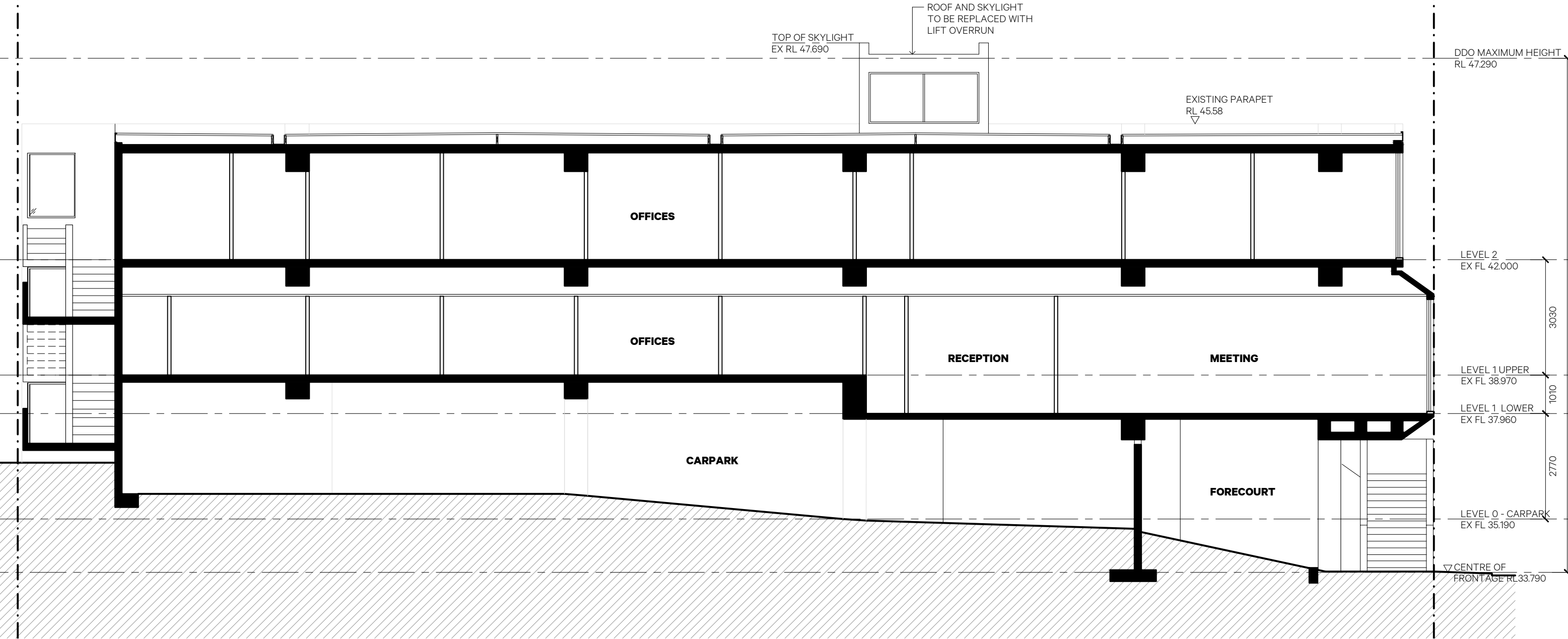
Project Stage
Town Planning
Scale
1:100 @ A3
Date
01/12/23
Drawn
SS/RN/HG
Project Number
2216

KENNEDY NOLAN
Drawing
A301
Revision
TP1

GRAEME GUNN

TITLE BOUNDARY

TITLE BOUNDARY



2 Existing Section 02
1:100

GRAEME GUNN

61 Victoria Street Fitzroy
Melbourne 3065 Australia
email@kennedynolan.com.au

+ 61 (3) 9415 8971
www.kennedynolan.com.au

ABN: 21 138 171 285
ACN: 138 171 285



This copy of this drawing is issued for the sole use of the recipient and the acceptance of the same constitutes an agreement that it will not be published, reproduced or given to any other party without the permission of Kennedy Nolan Architects and it shall remain their property subject to return upon request.

This drawing is to be read in conjunction with the Secondary Consultants drawings, details and specifications and any other written instructions issued during the course of the Contract.

The Contractor shall verify all dimensions on site prior to commencing any shop drawings. Figured dimensions shall take precedence over scaled. Scaled dimensions shall be verified on site.

Revision
TP1 01/12/23 TP/HV APPLICATION

Client
Plumbers & Pipe Trades Employees Union

Project
PPTEU Upgrade

Project Address
52 Victoria Street
Carlton South VIC 3053

Drawing Name
Section 02 - Existing

Project Stage
Town Planning

Scale
1:100 @ A3

Date
01/12/23

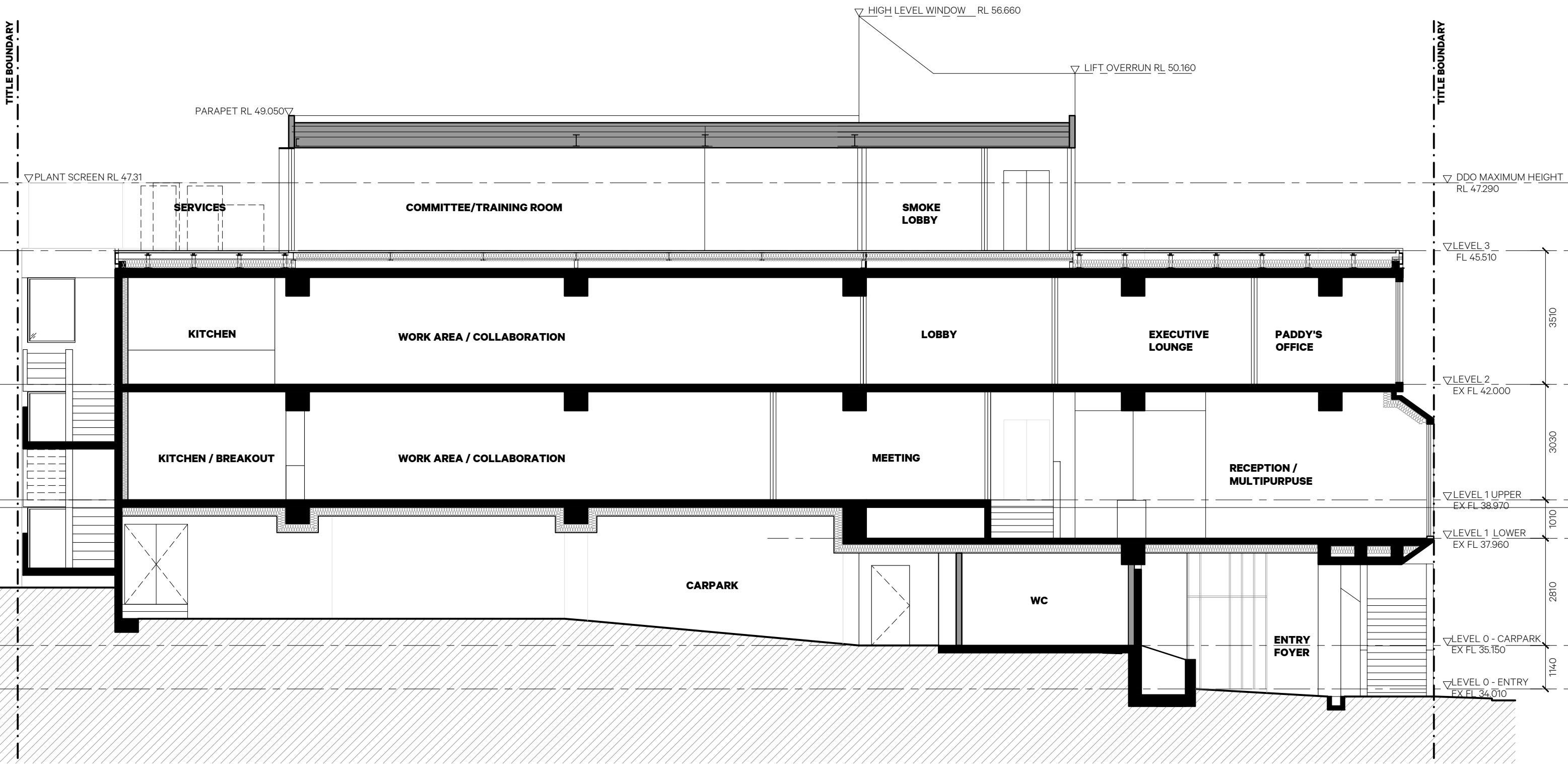
Drawn
SS/RN/HG

Project Number
2216

KENNEDY NOLAN

Drawing
A302

Revision
TP1



2 Proposed Section 02
1:100

61 Victoria Street Fitzroy
Melbourne 3065 Australia
email@kennedynolan.com.au
+ 61 (3) 9415 8971
www.kennedynolan.com.au

This copy of this drawing is issued for the sole use of the recipient and the acceptance of the same constitutes an agreement that it will not be published, reproduced or given to any other party without the permission of Kennedy Nolan Architects and it shall remain their property subject to return upon request.

ABN: 21 138 171 285
ACN: 138 171 285

This drawing is to be read in conjunction with the Secondary Consultants drawings, details and specifications and any other written instructions issued during the course of the Contract.

The Contractor shall verify all dimensions on site prior to commencing any shop drawings. Figured dimensions shall take precedence over scaled. Scaled dimensions shall be verified on site.



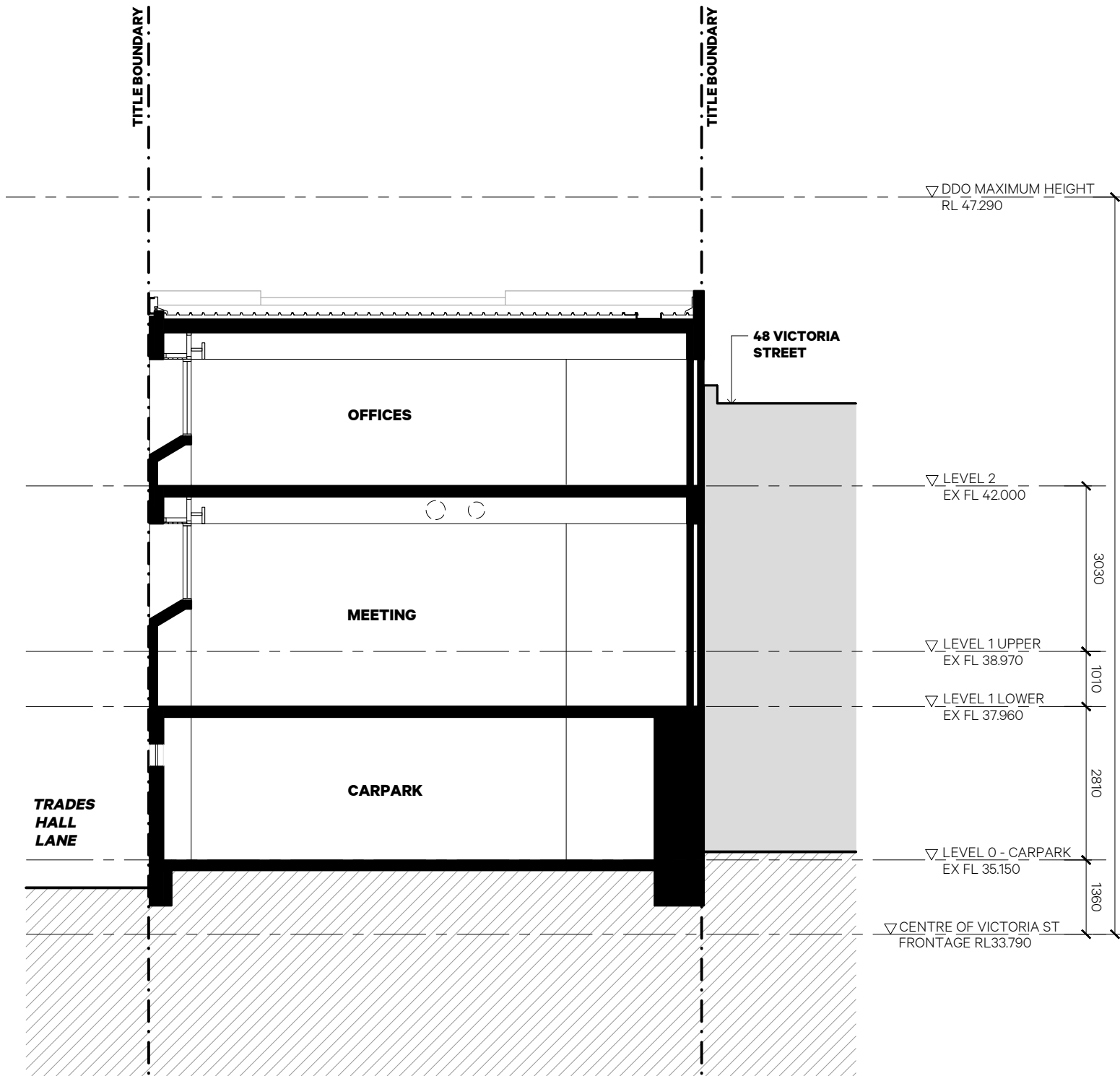
Revision
TP1 01/12/23 TP/HV APPLICATION

Client
Plumbers & Pipe Trades Employees Union
Project
PPTEU Upgrade
Project Address
52 Victoria Street
Carlton South VIC 3053
Drawing Name
Section 02 -
Proposed

Project Stage
Town Planning
Scale
1:100 @ A3
Date
01/12/23
Drawn
SS/RN/HG
Project Number
2216

KENNEDY NOLAN
Drawing
A303
Revision
TP1

GRAEME GUNN



3 Existing Section 03
1:100

61 Victoria Street Fitzroy
Melbourne 3065 Australia
email@kennedynolan.com.au
+ 61 (3) 9415 8971
www.kennedynolan.com.au

This copy of this drawing is issued for the sole use of the recipient and the acceptance of the same constitutes an agreement that it will not be published, reproduced or given to any other party without the permission of Kennedy Nolan Architects and it shall remain their property subject to return upon request.

ABN: 21 138 171 285
ACN: 138 171 285

This drawing is to be read in conjunction with the Secondary Consultants drawings, details and specifications and any other written instructions issued during the course of the Contract.

The Contractor shall verify all dimensions on site prior to commencing any shop drawings. Figured dimensions shall take precedence over scaled. Scaled dimensions shall be verified on site.



Revision

TP1 01/12/23 TP/HV APPLICATION

Client

Plumbers & Pipe Trades Employees Union

Project

PPTTEU Upgrade

Project Address

52 Victoria Street
Carlton South VIC 3053

Drawing Name

Section 03 -
Existing

Project Stage

Town Planning

Scale

1:100 @ A3

Date

01/12/23

Drawn

SS/RN/HG

Project Number

2216

**KENNEDY
NOLAN**

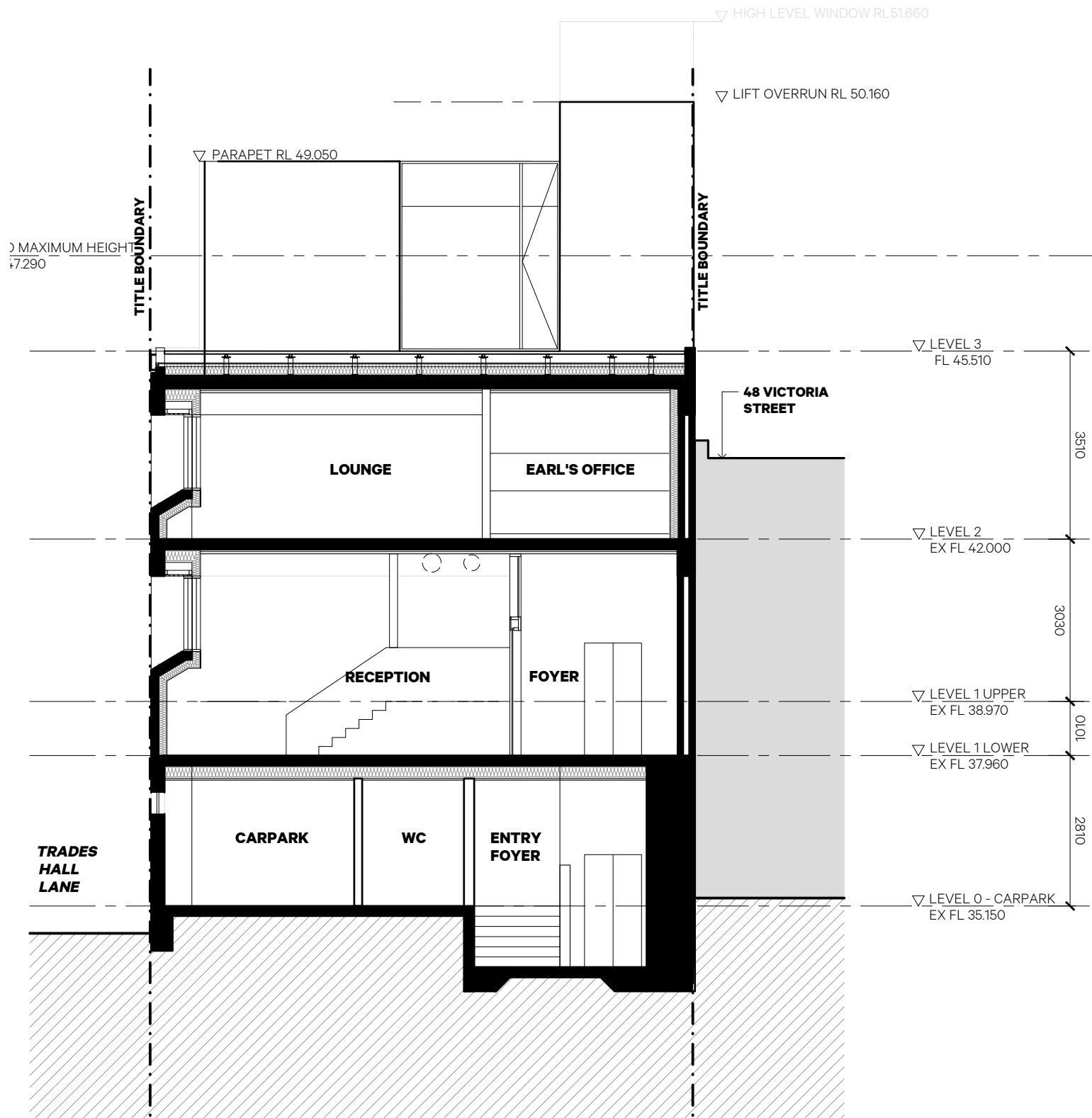
Drawing

A304

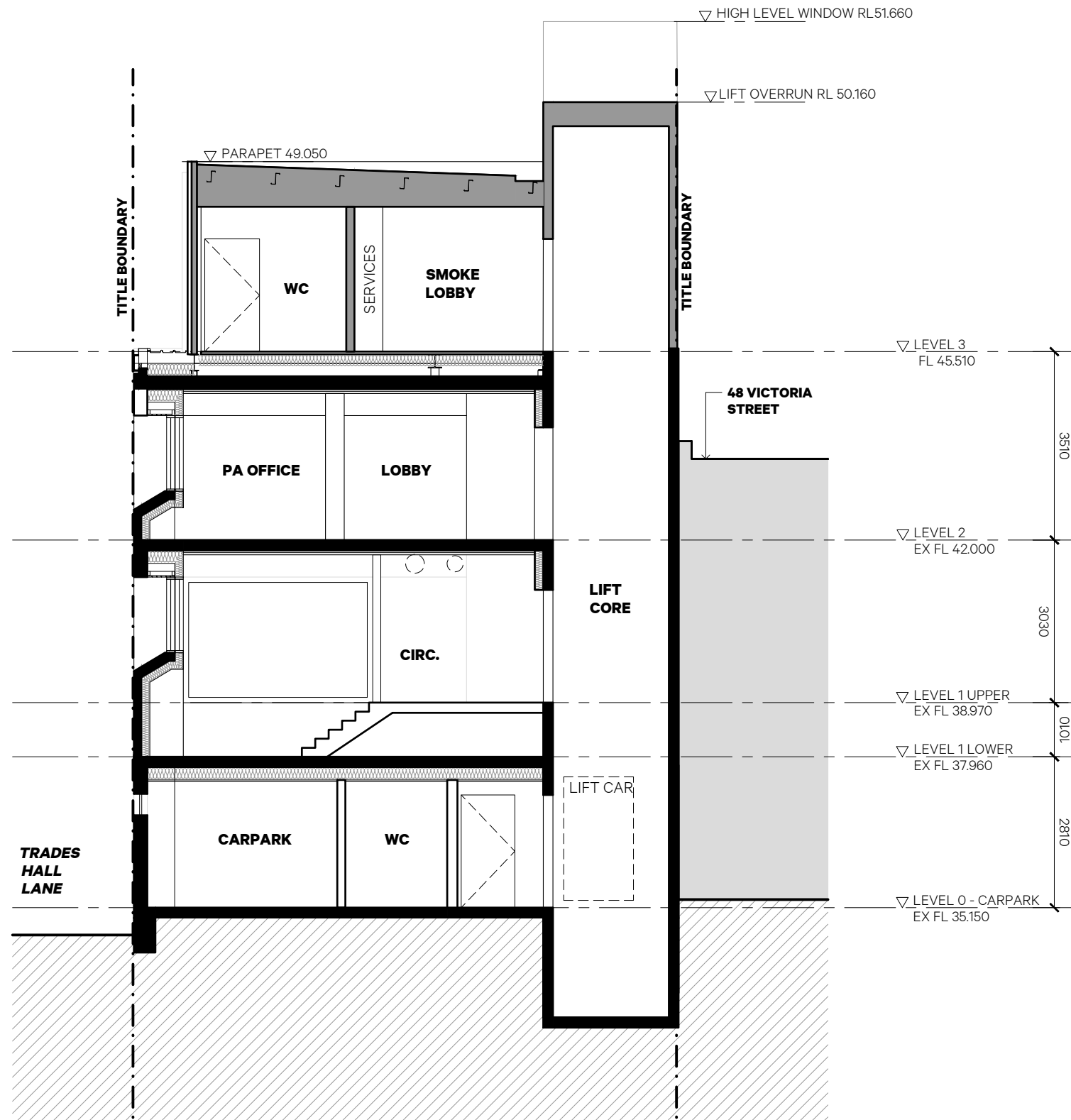
Revision

TP1

GRAEME GUNN



3 Proposed Section 03
1:100



4 Proposed Section 04
1:100

GRAEME GUNN

KENNEDY NOLAN

61 Victoria Street Fitzroy
Melbourne 3065 Australia
email@kennedynolan.com.au

+ 61 (3) 9415 8971
www.kennedynolan.com.au

ABN: 21 138 171 285
ACN: 138 171 285

This copy of this drawing is issued for the sole use of the recipient and the acceptance of the same constitutes an agreement that it will not be published, reproduced or given to any other party without the permission of Kennedy Nolan Architects and it shall remain their property subject to return upon request.

This drawing is to be read in conjunction with the Secondary Consultants drawings, details and specifications and any other written instructions issued during the course of the Contract.

The Contractor shall verify all dimensions on site prior to commencing any shop drawings. Figured dimensions shall take precedence over scaled. Scaled dimensions shall be verified on site.



Revision
TP1 01/12/23 TP/HV APPLICATION

Client
Plumbers & Pipe Trades Employees Union
Project
PPTEU Upgrade
Project Address
52 Victoria Street
Carlton South VIC 3053
Drawing Name
Section 03 -
Proposed

Project Stage
Town Planning
Scale
1:100 @ A3
Date
01/12/23
Drawn
SS/RN/HG
Project Number
2216

Drawing
A305

Revision
TP1



PERSPECTIVE 01 - STREET VIEW FROM OPPOSITE SIDE OF VICTORIA STREET AT EYE HEIGHT



PERSPECTIVE 02 - STREET VIEW FROM FOOTPATH/VICTORIA STREET

61 Victoria Street Fitzroy
Melbourne 3065 Australia
email@kennedynolan.com.au

+ 61 (3) 9415 8971
www.kennedynolan.com.au



This copy of this drawing is issued for the sole use of the recipient and the acceptance of the same constitutes an agreement that it will not be published, reproduced or given to any other party without the permission of Kennedy Nolan Architects and it shall remain their property subject to return upon request.

This drawing is to be read in conjunction with the Secondary Consultants drawings, details and specifications and any other written instructions issued during the course of the Contract.

The Contractor shall verify all dimensions on site prior to commencing any shop drawings. Figured dimensions shall take precedence over scaled. Scaled dimensions shall be verified on site.

MATERIAL LEGEND

- EX** EXISTING
- CD1** METAL CLADDING 01 (TEXTURED)
- CD2** METAL CLADDING 01 (PANELLING)
- CD3** BRISE SOLEIL (SHADING)
- CO1** CONCRETE (TO MATCH EXISTING)
- GL1** GLAZING
- MS1** METAL MESH (SCREEN)
- RF1** METAL ROOFING (TRAYDECK)
- RF2** DOWNPIPES/FLASHINGS/GUTTERS

Revision
TP1 01/12/23 TP/HV APPLICATION

Client
Plumbers & Pipe Trades Employees Union
Project
PPTEU Upgrade
Project Address
52 Victoria Street
Carlton South VIC 3053
Drawing Name
Perspectives

Project Stage
Town Planning
Scale
1:100 @ A3
Date
01/12/23
Drawn
SS/RN/HG

Project Number 2216 ⊖ **Drawing** A400 **Revision** TP1

KENNEDY NOLAN

GRAEME GUNN



PERSPECTIVE 03 - VIEW FROM CORNER OF VICTORIA ST AND DRUMMOND ST FOOTPATH



PERSPECTIVE 04 - SOUTH-EST STREET VIEW FROM VICTORIA/DRUMMOND STREET

61 Victoria Street Fitzroy
Melbourne 3065 Australia
email@kennedynolan.com.au
+ 61 (3) 9415 8971
www.kennedynolan.com.au

ABN: 21 138 171 285
ACN: 138 171 285



This copy of this drawing is issued for the sole use of the recipient and the acceptance of the same constitutes an agreement that it will not be published, reproduced or given to any other party without the permission of Kennedy Nolan Architects and it shall remain their property subject to return upon request.

This drawing is to be read in conjunction with the Secondary Consultants drawings, details and specifications and any other written instructions issued during the course of the Contract.

The Contractor shall verify all dimensions on site prior to commencing any shop drawings. Figured dimensions shall take precedence over scaled. Scaled dimensions shall be verified on site.

MATERIAL LEGEND

- EX** EXISTING
- CD1** METAL CLADDING 01 (TEXTURED)
- CD2** METAL CLADDING 01 (PANELLING)
- CD3** BRISE SOLEIL (SHADING)
- CO1** CONCRETE (TO MATCH EXISTING)
- GL1** GLAZING
- MS1** METAL MESH (SCREEN)
- RF1** METAL ROOFING (TRAYDECK)
- RF2** DOWNPIPES/FLASHINGS/GUTTERS

Revision
TP1 01/12/23 TP/HV APPLICATION

Client
Plumbers & Pipe Trades Employees Union
Project
PPTEU Upgrade
Project Address
52 Victoria Street
Carlton South VIC 3053
Drawing Name
Perspectives


Project Stage
Town Planning
Scale
1:100 @ A3
Date
01/12/23
Drawn
SS/RN/HG
Project Number
2216

KENNEDY NOLAN
Drawing
A401
Revision
TP1

GRAEME GUNN



CD1 METAL CLADDING (STABLE) - TEXTURED




CD2 METAL CLADDING (STABLE) - PANELLING




CD3 BRISE SOLEIL - SHADING




CO1 CONCRETE TO MATCH EXISTING




GL1 GLAZING



MS1 METAL MESH - SCREEN



RF1 METAL ROOFING - KLIPLOCK



RF2 METAL DOWNPIPES/GUTTERS/FLASHINGS

61 Victoria Street Fitzroy
Melbourne 3065 Australia
email@kennedynolan.com.au

+ 61 (3) 9415 8971
www.kennedynolan.com.au

ABN: 21 138 171 285
ACN: 138 171 285

This copy of this drawing is issued for the sole use of the recipient and the acceptance of the same constitutes an agreement that it will not be published, reproduced or given to any other party without the permission of Kennedy Nolan Architects and it shall remain their property subject to return upon request.

This drawing is to be read in conjunction with the Secondary Consultants drawings, details and specifications and any other written instructions issued during the course of the Contract.

The Contractor shall verify all dimensions on site prior to commencing any shop drawings. Figured dimensions shall take precedence over scaled. Scaled dimensions shall be verified on site.

MATERIAL LEGEND

- EX** EXISTING
- CD1** METAL CLADDING 01 (TEXTURED)
- CD2** METAL CLADDING 01 (PANELLING)
- CD3** BRISE SOLEIL (SHADING)
- CO1** CONCRETE (TO MATCH EXISTING)
- GL1** GLAZING
- MS1** METAL MESH (SCREEN)
- RF1** METAL ROOFING (TRAYDECK)
- RF2** DOWNPIPES/FLASHINGS/GUTTERS

Revision

- TP1** 01/12/23 TP/HV APPLICATION

Client

Plumbers & Pipe Trades Employees Union

Project

PPTTEU Upgrade

Project Address

52 Victoria Street
Carlton South VIC 3053

Drawing Name

Material Schedule

Project Stage

Town Planning

Scale

1:100 @ A3

Date

01/12/23

Drawn

SS/RN/HG

Project Number

2216

**KENNEDY
NOLAN**

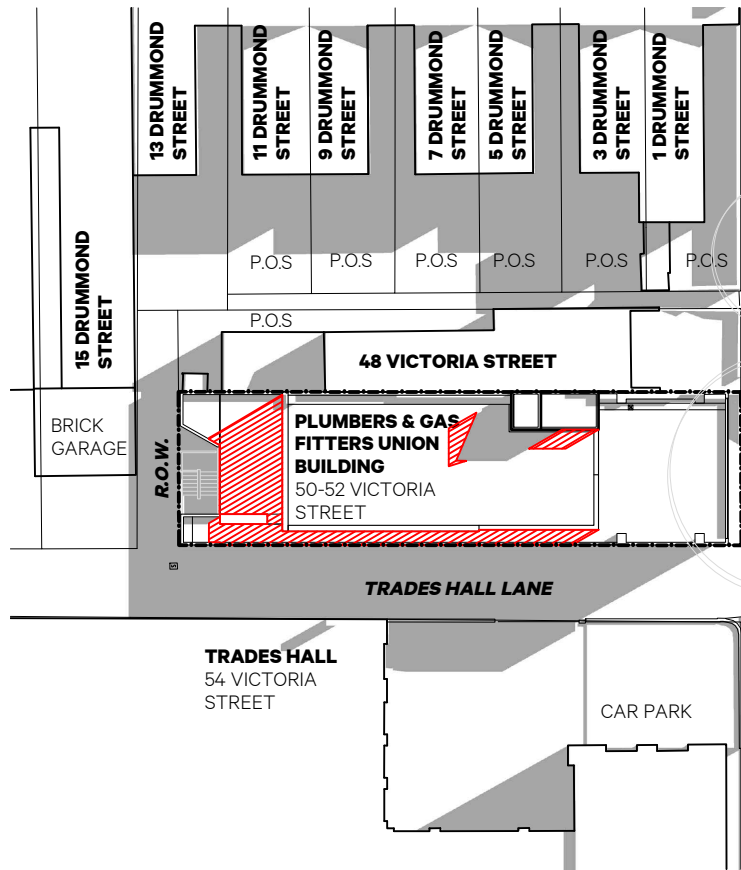
Drawing

A500

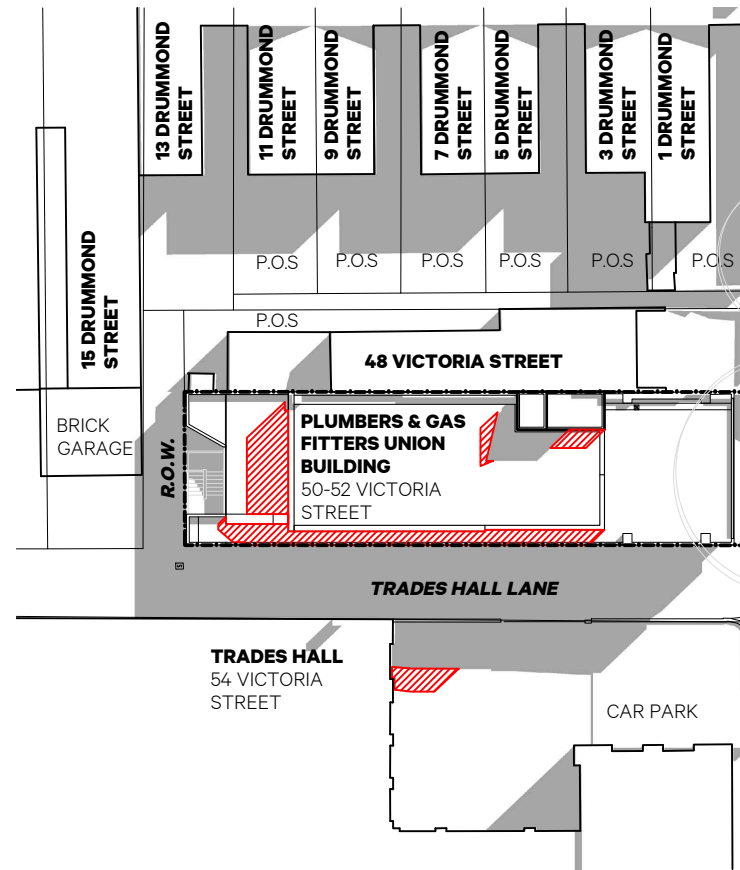
Revision

TP1

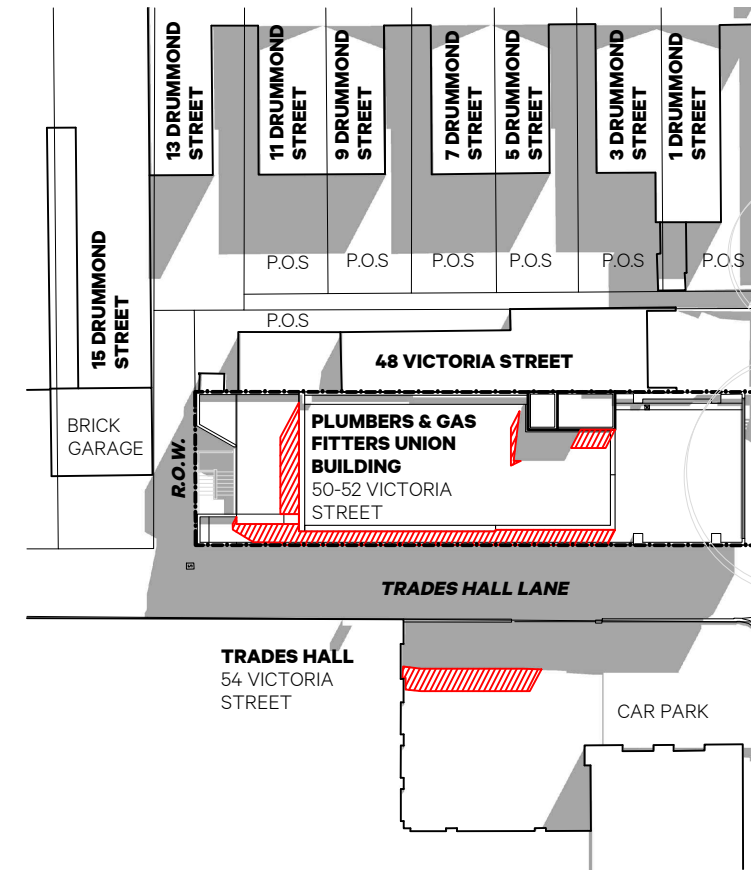
GRAEME GUNN



1 Shadow Diagram - 9am
1:500



2 Shadow Diagram - 10am
1:500



3 Shadow Diagram - 11am
1:500

61 Victoria Street Fitzroy
Melbourne 3065 Australia
email@kennedynolan.com.au

+ 61 (3) 9415 8971
www.kennedynolan.com.au

ABN: 21 138 171 285
ACN: 138 171 285

This copy of this drawing is issued for the sole use of the recipient and the acceptance of the same constitutes an agreement that it will not be published, reproduced or given to any other party without the permission of Kennedy Nolan Architects and it shall remain their property subject to return upon request.

This drawing is to be read in conjunction with the Secondary Consultants drawings, details and specifications and any other written instructions issued during the course of the Contract.

The Contractor shall verify all dimensions on site prior to commencing any shop drawings. Figured dimensions shall take precedence over scaled. Scaled dimensions shall be verified on site.

LEGEND

- EXISTING SHADOWS
- PROPOSED SHADOWS ADDITIONAL

Revision

TP1 01/12/23 TP/HV APPLICATION

Client

Plumbers & Pipe Trades Employees Union

Project

PPTEU Upgrade

Project Address

52 Victoria Street
Carlton South VIC 3053

Drawing Name

Shadow Diagrams -
Morning

Project Stage

Town Planning

Scale

1:500 @ A3

Date

01/12/23

Drawn

SS/RN/HG

Project Number

2216

Drawing

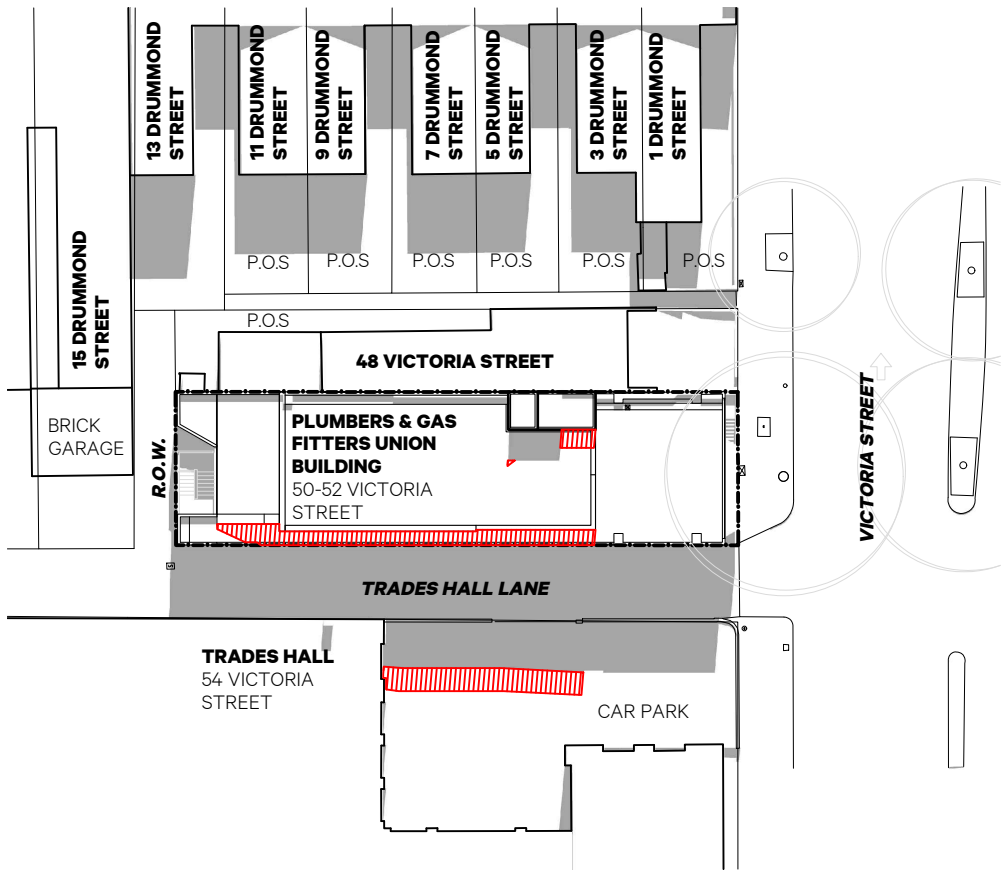
A600

Revision

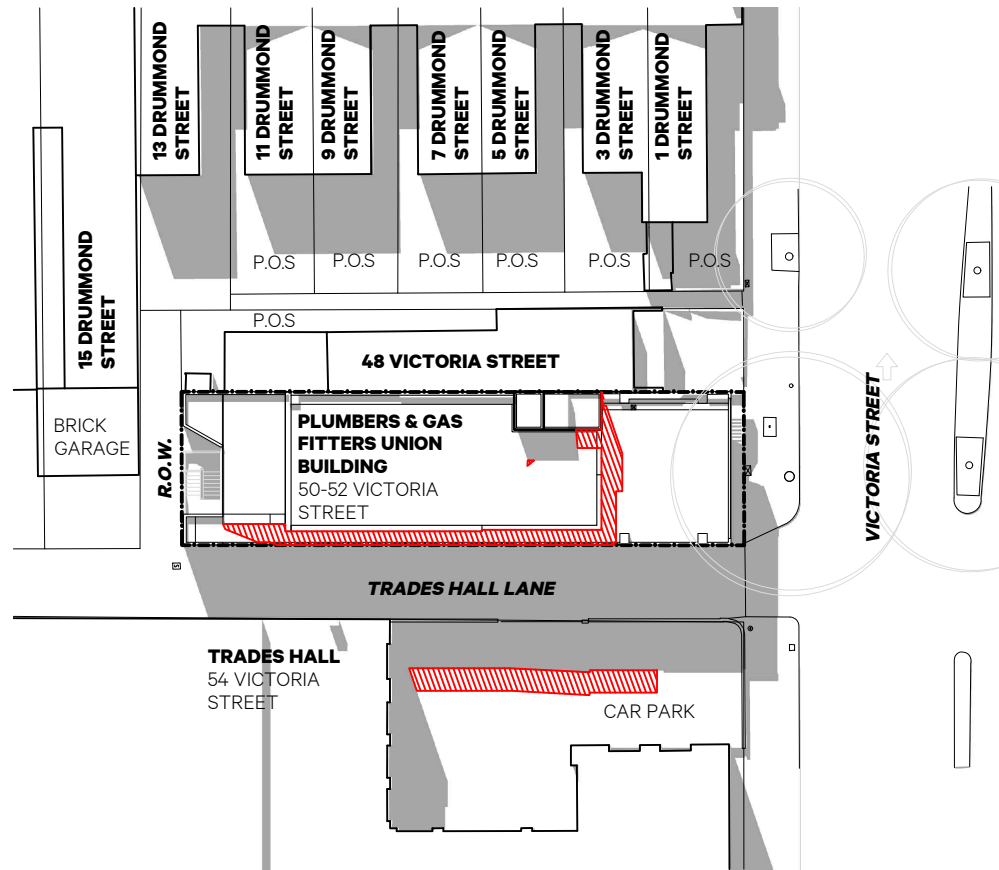
TP1

GRAEME GUNN

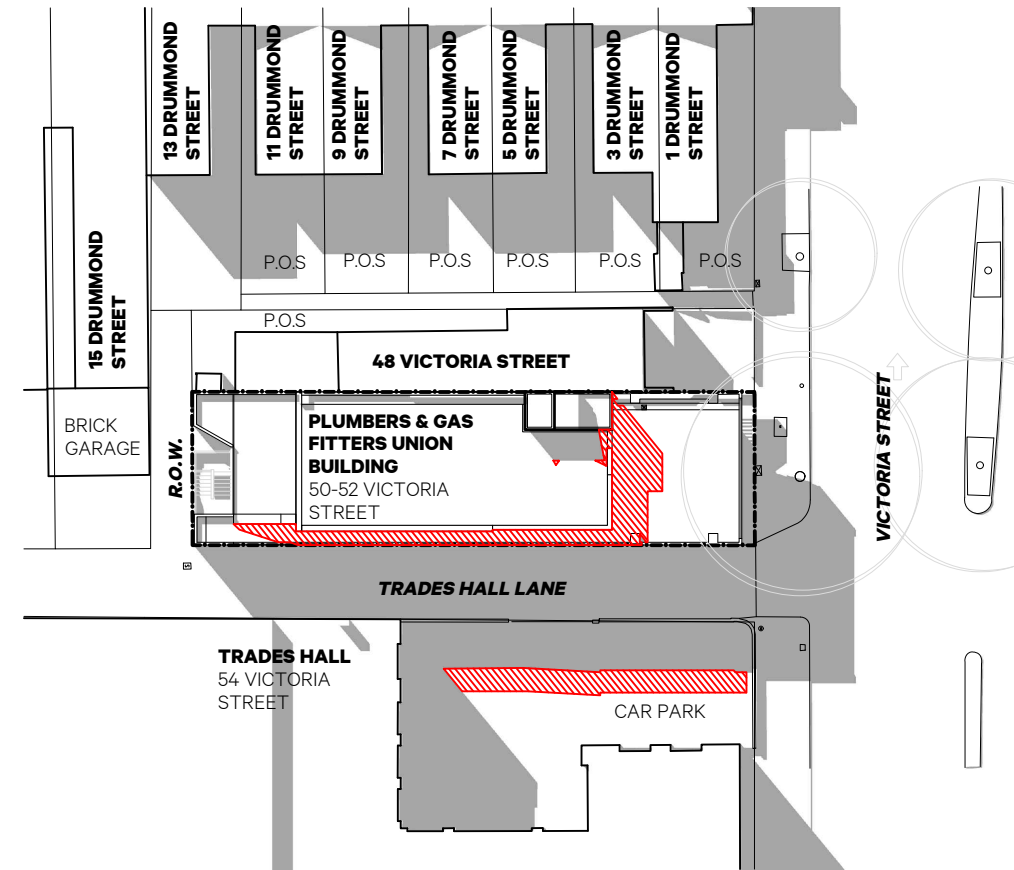
**KENNEDY
NOLAN**



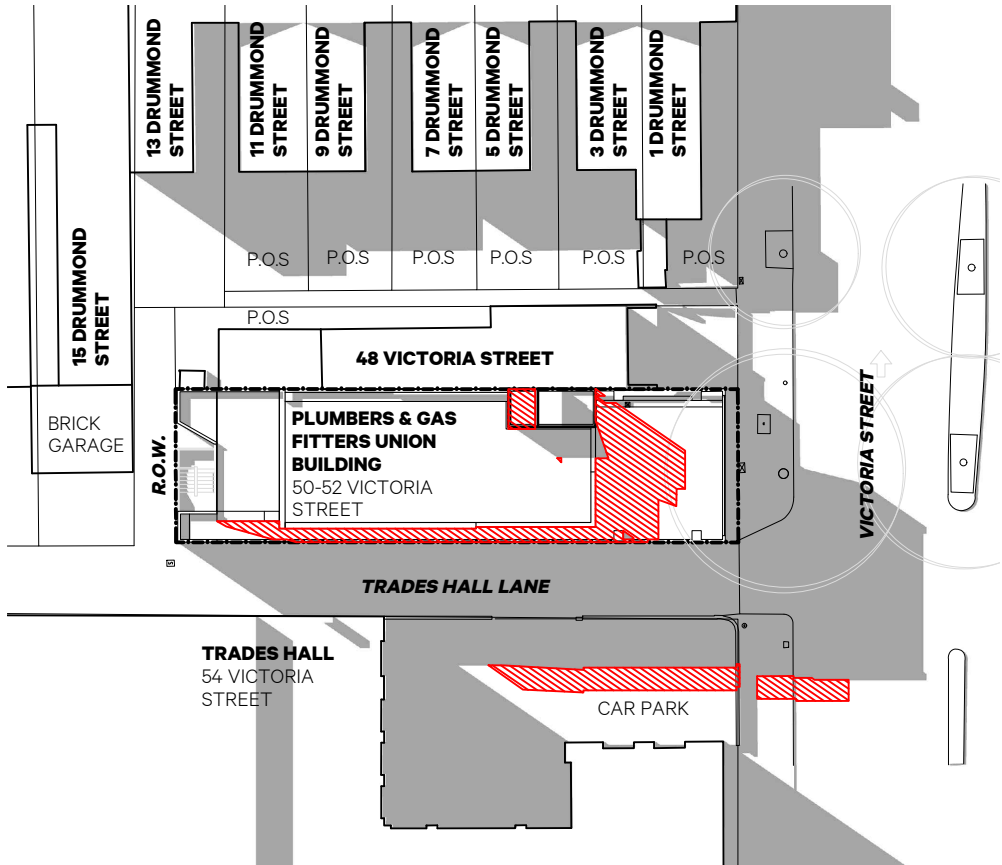
1 Shadow Diagram - 12pm
1:500



2 Shadow Diagram - 1pm
1:500



3 Shadow Diagram - 2pm
1:500



4 Shadow Diagram - 3pm
1:500

61 Victoria Street Fitzroy
Melbourne 3065 Australia
email@kennedynolan.com.au

+ 61 (3) 9415 8971
www.kennedynolan.com.au

ABN: 21 138 171 285
ACN: 138 171 285

This copy of this drawing is issued for the sole use of the recipient and the acceptance of the same constitutes an agreement that it will not be published, reproduced or given to any other party without the permission of Kennedy Nolan Architects and it shall remain their property subject to return upon request.

This drawing is to be read in conjunction with the Secondary Consultants drawings, details and specifications and any other written instructions issued during the course of the Contract.

The Contractor shall verify all dimensions on site prior to commencing any shop drawings. Figured dimensions shall take precedence over scaled. Scaled dimensions shall be verified on site.

LEGEND

- EXISTING SHADOWS
- PROPOSED SHADOWS ADDITIONAL

Revision

TP1 01/12/23 TP/HV APPLICATION

Client

Plumbers & Pipe Trades Employees Union

Project

PPTEU Upgrade
Project Address

52 Victoria Street
Carlton South VIC 3053

Drawing Name

Shadow Diagrams -
Afternoon

Project Stage

Town Planning

Scale

1:500 @ A3

Date

01/12/23

Drawn

SS/RN/HG

Project Number

2216

Drawing

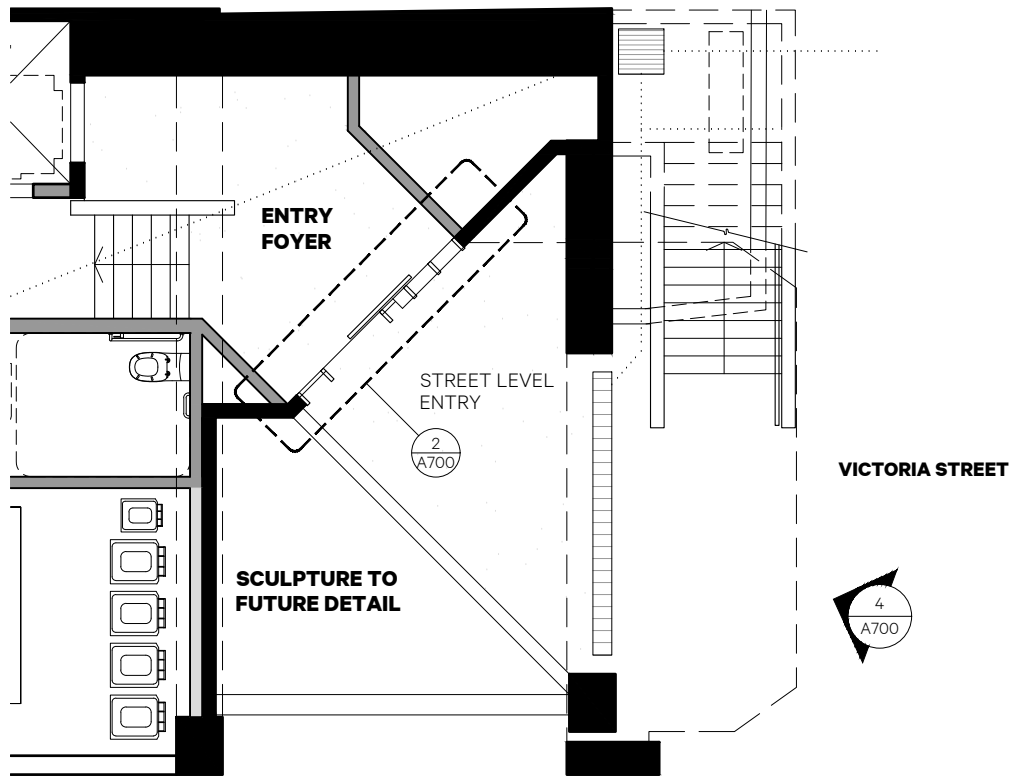
A601

Revision


TP1

GRAEME GUNN

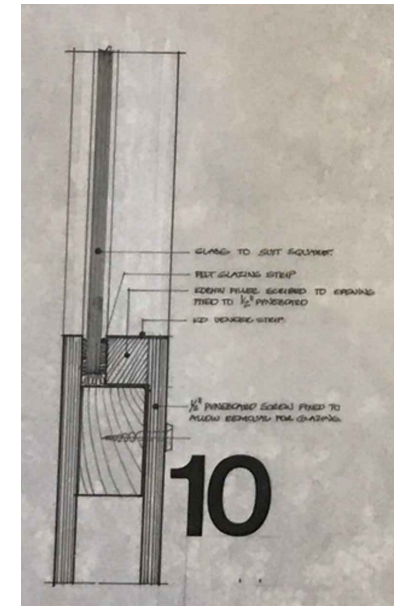
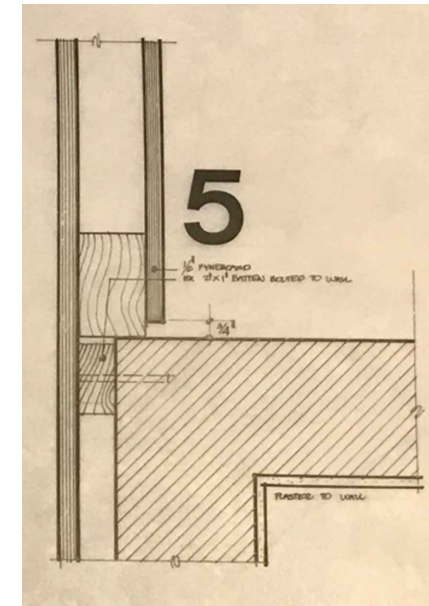
**KENNEDY
NOLAN**



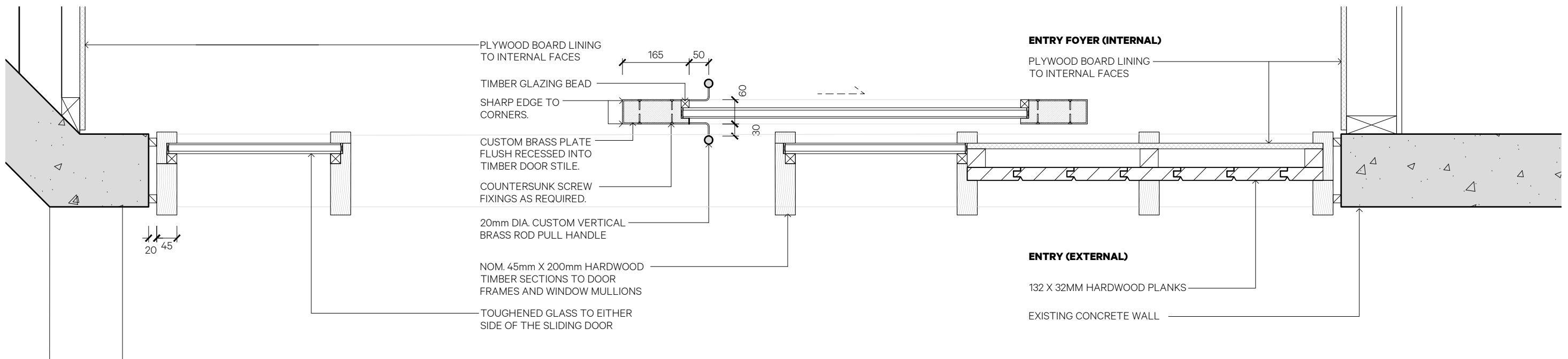
1 Level 0 - Entry
1:50



3 Concept Entry Sketch
N.T.S.



4 Partition Details (Graeme Gunn)
N.T.S.



2 Entry Door Detail
1:10 Plan Detail

GRAEME GUNN

61 Victoria Street Fitzroy
Melbourne 3065 Australia
email@kennedynolan.com.au

+ 61 (3) 9415 8971
www.kennedynolan.com.au

ABN: 21 138 171 285
ACN: 138 171 285

This copy of this drawing is issued for the sole use of the recipient and the acceptance of the same constitutes an agreement that it will not be published, reproduced or given to any other party without the permission of Kennedy Nolan Architects and it shall remain their property subject to return upon request.

This drawing is to be read in conjunction with the Secondary Consultants drawings, details and specifications and any other written instructions issued during the course of the Contract.

The Contractor shall verify all dimensions on site prior to commencing any shop drawings. Figured dimensions shall take precedence over scaled. Scaled dimensions shall be verified on site.

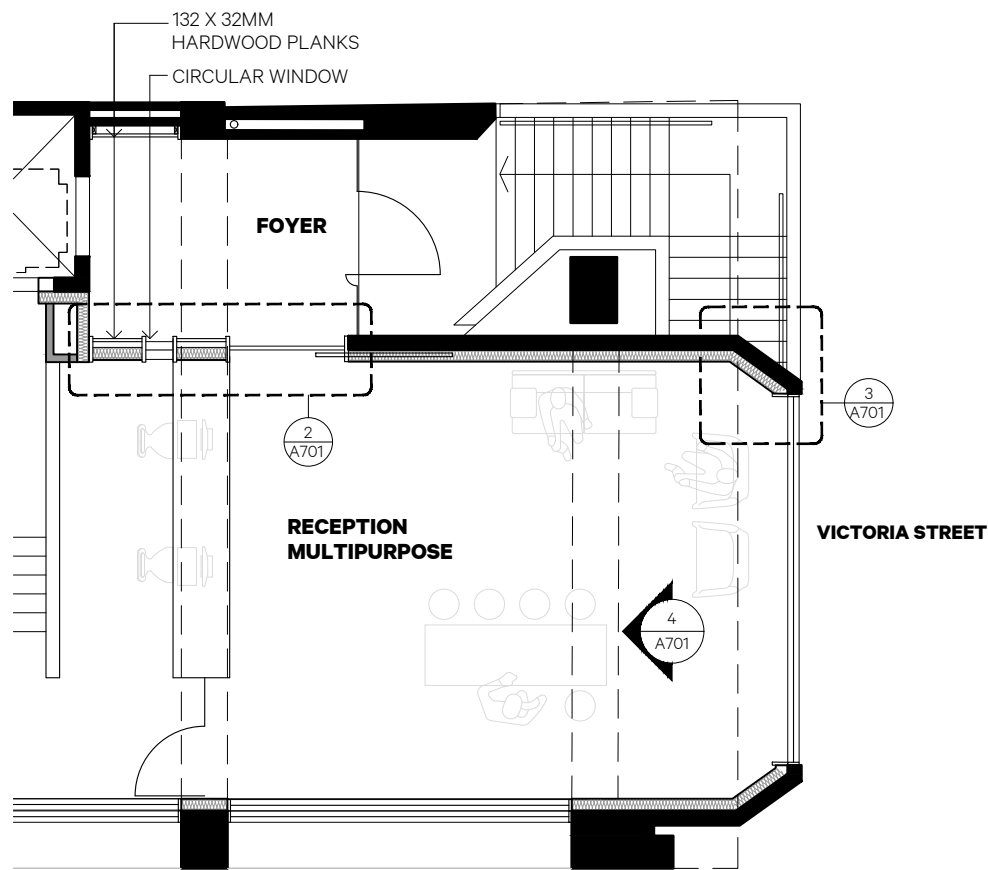
Revision
TP1 01/12/23 TP/HV APPLICATION

Client
Plumbers & Pipe Trades Employees Union
Project
PPTU Upgrade
Project Address
52 Victoria Street
Carlton South VIC 3053
Drawing Name
Entry Details

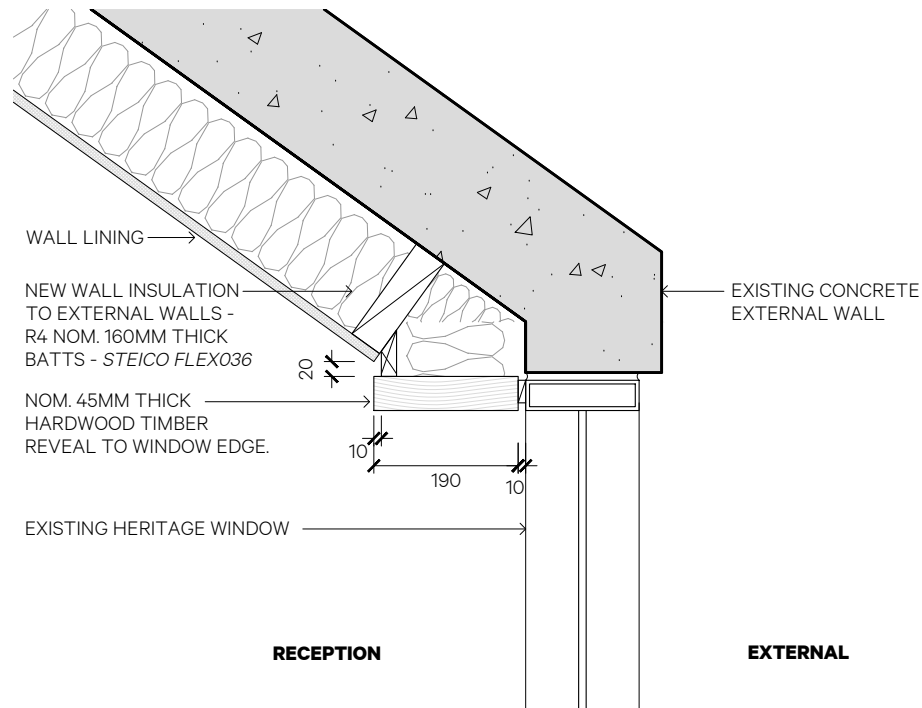
Project Stage
Town Planning
Scale
1:100 @ A3
Date
01/12/23
Drawn
SS/RN/HG

Project Number
2216 ⊖
Drawing
A700
Revision
TP1

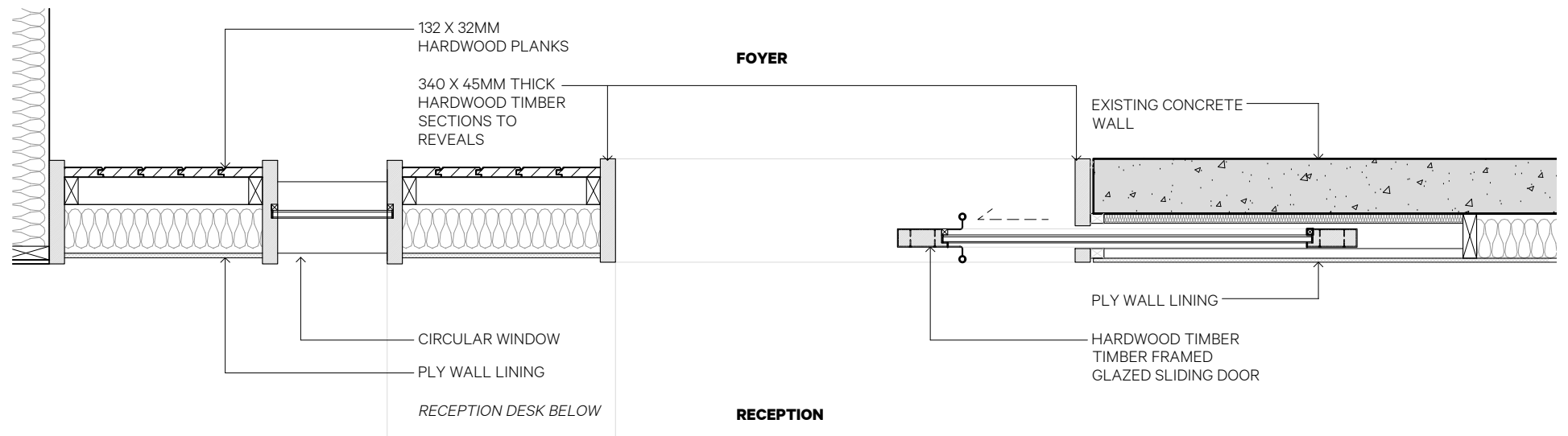
**KENNEDY
NOLAN**



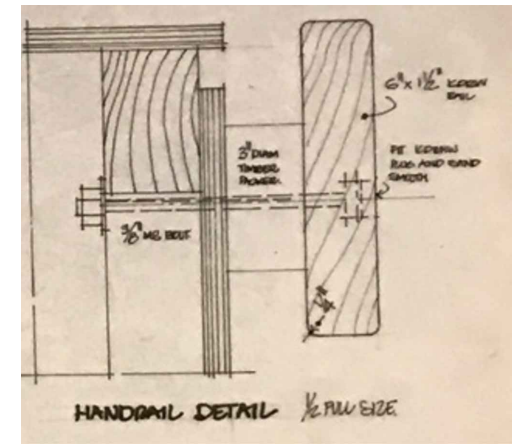
1 Level 1 - Reception Room
1:100



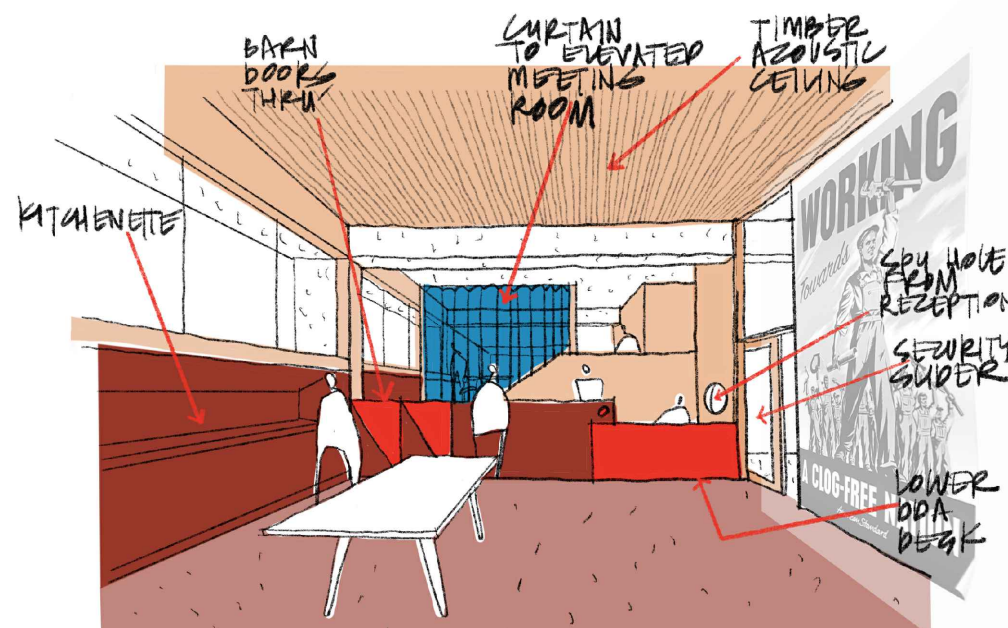
3 Window Detail
1:10 Plan Detail



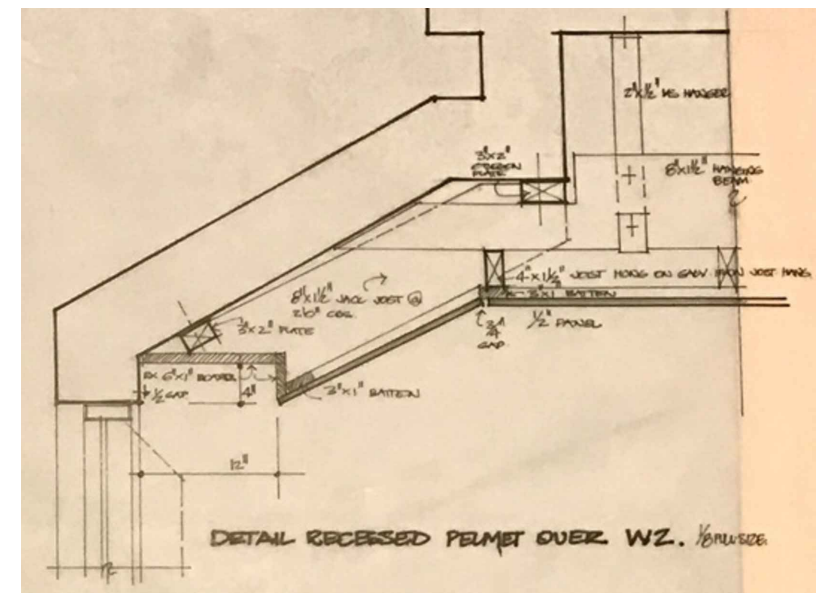
2 Reception Door Detail
1:20 Plan Detail



4 Timber Handrail Detail (Graeme Gunn)
N.T.S.



3 Concept Interior Sketch
N.T.S.



5 Detail Recessed Pelmet (Graeme Gunn)
N.T.S.

GRAEME GUNN

KENNEDY NOLAN

61 Victoria Street Fitzroy
Melbourne 3065 Australia
email@kennedynolan.com.au

+ 61 (3) 9415 8971
www.kennedynolan.com.au

ABN: 21 138 171 285
ACN: 138 171 285

This copy of this drawing is issued for the sole use of the recipient and the acceptance of the same constitutes an agreement that it will not be published, reproduced or given to any other party without the permission of Kennedy Nolan Architects and it shall remain their property subject to return upon request.

This drawing is to be read in conjunction with the Secondary Consultants drawings, details and specifications and any other written instructions issued during the course of the Contract.

The Contractor shall verify all dimensions on site prior to commencing any shop drawings. Figured dimensions shall take precedence over scaled. Scaled dimensions shall be verified on site.



Revision

TP1 01/12/23 TP/HV APPLICATION

Client

Plumbers & Pipe Trades Employees Union

Project

PPTU Upgrade

Project Address

52 Victoria Street
Carlton South VIC 3063

Drawing Name

Reception Room
Details

Project Stage

Town Planning

Scale

1:50/1:10 @ A3

Date

01/12/23

Drawn

SS/RN/HG

Project Number

2216

Drawing

A701

Revision

TP1