








Survey 2--HCOANZ Heritage Trades and Training Project--Heritage Trades

1. Where do you live?		Response Percent	Response Count
NSW		87.9%	246
VIC		10.4%	29
WA		0.0%	0
SA		0.4%	1
QLD		1.4%	4
TAS		0.4%	1
ACT		0.4%	1
NT		0.0%	0
North Island--NZ		0.0%	0
South Island--NZ		0.4%	1
answered question			280
skipped question			5

2. Do you live in a:

	Response Percent	Response Count
Capital city	51.4%	142
Large regional centre (over 20,000)	29.7%	82
Rural area	19.9%	55
Other (please specify)		10
answered question		276
skipped question		9

3. Please specify your age range

	Response Percent	Response Count
under 30	1.8%	5
30-45	33.6%	94
45-60	51.8%	145
60 or over	12.9%	36
answered question		280
skipped question		5

4. In what trade area/s have you undertaken training?

	Response Percent	Response Count
Construction	68.0%	183
Project management	43.1%	116
Bricklaying	15.6%	42
Stonemasonry	10.8%	29
Carpentry	60.6%	163
Traditional timber construction(slab construction etc)	27.1%	73
Plastering, mortaring and rendering	13.8%	37
Lime plastering, mortaring and rendering	10.4%	28
Painting and decorating	9.7%	26
Roofing (slate, terracotta tiles, timber shingles, copper, galvanised products)	13.4%	36
Roof plumbing	10.8%	29
Glass and glazing repair (lead lighting etc)	8.6%	23
Metalwork	5.9%	16
Maori Building Craft	0.4%	1
Other (please specify)		34





answered question 269

skipped question 16

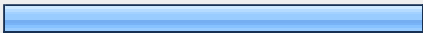

5. What is the highest level of qualification you have gained in that/those trades?

	Response Percent	Response Count
Secondary school trade program	3.0%	8
Apprenticeship	25.8%	69
TAFE/Polytechnic certificate/s or diploma	42.3%	113
Trade license	67.8%	181
Undergraduate degree	9.4%	25
Postgraduate award	3.7%	10
Other (please specify)		32
<i>answered question</i>		267
<i>skipped question</i>		18

6. When was this qualification completed?

	Response Percent	Response Count
0-5 years ago 	13.7%	37
10-15 years ago 	16.7%	45
15-20 years ago 	20.0%	54
Over 20 years ago 	53.0%	143
Other (please specify)		6
answered question		270
skipped question		15

7. In your trades training- did you get particular training about heritage conservation work?

	Response Percent	Response Count
Yes 	32.8%	87
No 	67.5%	179
Additional comments		29
answered question		265
skipped question		20

8. If you undertook formal training in your trade/s, do you feel it adequately prepared you for work on traditional buildings and structures?




Response	Response Percent	Response Count
Yes	66.9%	160
No	33.5%	80

If 'No', why not? 52

answered question 239

skipped question 46

9. Where did you obtain the knowledge you have about traditional building techniques?








Source	Response Percent	Response Count
Formal (University, TAFE, Polytechnic)	34.8%	94
Informal (on-the-job, via colleagues)	71.9%	194
Self-taught	51.1%	138
Short course	7.8%	21

answered question 270

skipped question 15

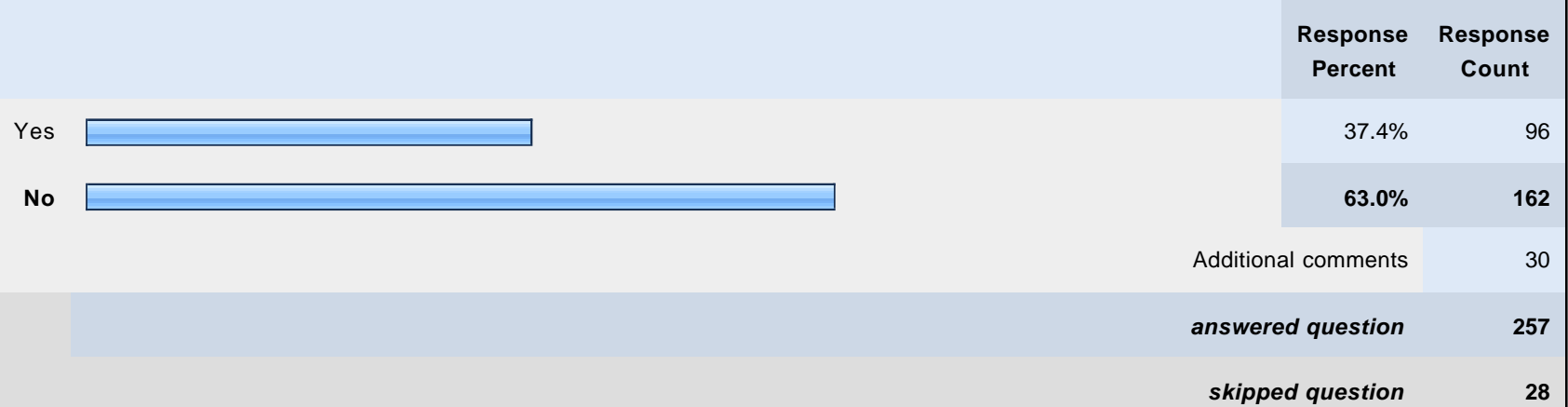
10. How long have you been working on traditional buildings and structures?

	Response Percent	Response Count
0-5 years 	12.3%	33
5-10 years 	12.6%	34
10-15 years 	12.6%	34
15-20 years 	11.5%	31
Over 20 years 	50.9%	137
<i>answered question</i>		269
<i>skipped question</i>		16

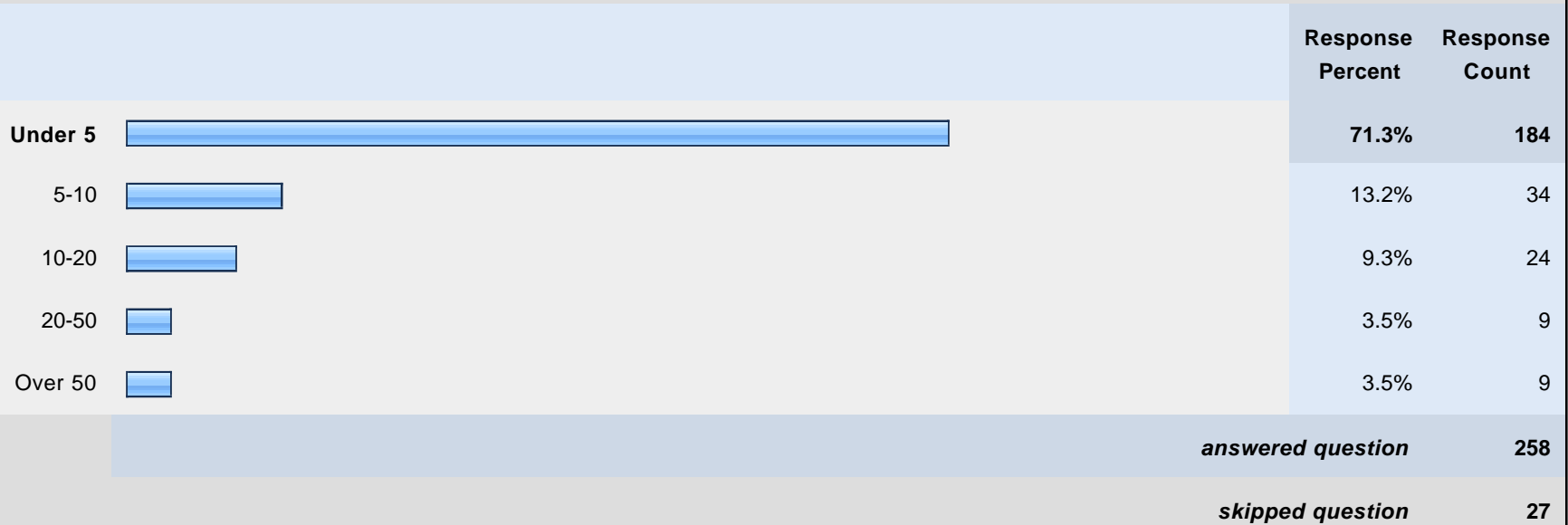
11. Please indicate any professional organisations/bodies or specialist reference groups of which you are a member.

	Response Count
	201
<i>answered question</i>	
201	
<i>skipped question</i>	
84	






12. Does your business specialise in traditional buildings and structures?



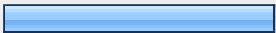




13. How many staff does your business/organisation have (including you)?



14. How much of the work of the business/organisation involves traditional buildings and structures?

	Response Percent	Response Count
None 	7.0%	18
Under 25% 	52.3%	135
25-50% 	17.8%	46
50-75% 	9.7%	25
Over 75% 	14.0%	36
answered question		258
skipped question		27

15. How many of your employees work on traditional buildings and structures?

	Response Percent	Response Count
None 	21.0%	54
0-25% 	42.4%	109
25-50% 	8.9%	23
50-75% 	7.4%	19
Over 75% 	20.6%	53
answered question		257
skipped question		28

16. If you have staff who undertake work on traditional buildings and structures, where did they obtain their specialist knowledge?

	Response Percent	Response Count
Formal (University, TAFE, Polytechnic)	25.0%	51
Informal (on-the-job, via colleagues)	78.4%	160
Self-taught	34.3%	70
Short course	4.9%	10
Other (please specify)		20
answered question		204
skipped question		81

17. Where do you undertake the majority of your work on traditional buildings and structures?

	Response Percent	Response Count
NSW	88.2%	224
VIC	12.2%	31
QLD	2.0%	5
TAS	0.0%	0
SA	0.4%	1
WA	0.8%	2
ACT	1.6%	4
NT	0.4%	1
North Island-NZ	0.0%	0
South Island-NZ	0.4%	1
Other (please specify)		8
answered question		254
skipped question		31






18. Is your business/organisation's work mainly located in:

	Response Percent	Response Count
Capital city	56.0%	145
Large regional centre (over 20,000)	35.1%	91
Rural area	21.6%	56
<i>answered question</i>		259
<i>skipped question</i>		26







19. Do you participate in the recruitment and employment of new staff?

	Response Percent	Response Count
Yes, please continue	58.3%	147
No, please skip to Section D-- Specialist Skills	42.5%	107
<i>answered question</i>		252
<i>skipped question</i>		33



20. Are you asked to provide any of the following evidence when tendering for work on traditional and heritage buildings?

	Response Percent	Response Count
Training records 	9.8%	16
Qualifications 	23.2%	38
Experience on traditional or heritage buildings 	37.8%	62
No, not usually asked for any evidence of experience or training as we have an established reputation 	48.2%	79
Not applicable 	13.4%	22
Additional comments		9
answered question		164
skipped question		121



21. Where do your new staff come from? (multiple choices possible)

		Response Percent	Response Count	
New apprentices		58.3%	81	
Recently completed apprenticeships elsewhere		16.5%	23	
Other companies in your sector		50.4%	70	
Overseas travellers		8.6%	12	
Hire from overseas		2.2%	3	
Labour hire company		11.5%	16	
	Othe (please specify)		27	
			answered question	139
			skipped question	146



22. Do you have apprentices?

		Response Percent	Response Count	
Yes (go to Question 23)		46.2%	78	
No (go to Question 27)		53.8%	91	
			answered question	169
			skipped question	116

23. How do you employ apprentices?

	Response Percent	Response Count
Directly 	81.4%	70
Through a group training company 	25.6%	22
Other (please specify)		7
answered question		86
skipped question		199

24. Do you send your apprentices to a registered training organisation for formal training?

	Response Percent	Response Count
Yes 	87.0%	80
No 	14.1%	13
Additional comments		5
answered question		92
skipped question		193

25. Are you happy with the formal training schemes available for apprentices?



Response Percent Response Count

58.2% 53

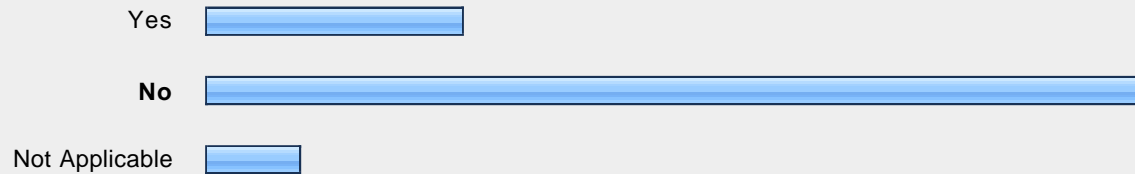
44.0% 40

If 'No', why not? 41

answered question **91**

skipped question **194**

26. In their training, do apprentices receive adequate information about traditional buildings and structures?



Response Percent Response Count

20.0% 17

74.1% 63



7.1% 6

Additional comments 19




answered question **85**

skipped question **200**

27. Do you send your staff to short training sessions (seminars and workshops) on traditional building skills or building conservation?

	Response Percent	Response Count
Yes (go to question 28) 	22.6%	37
No (go to question 30) 	78.7%	129
	answered question	164
	skipped question	121

28. Where do you send your staff for these training sessions?

	Response Percent	Response Count
TAFE/Polytechnic 	85.3%	29
Heritage Organisation (National Trust, ICOMOS, Government) 	26.5%	9
University 	5.9%	2
	Other (please specify)	19
	answered question	34
	skipped question	251

29. Were you happy with the training provided?

	Response Percent	Response Count
Yes	92.5%	37
No	7.5%	3
If 'No', why not?		8
answered question		40
skipped question		245

30. If you have not sent your staff to short training sessions, would you like to?






	Response Percent	Response Count
Yes, but the cost is too high	29.5%	46
Yes, but can not find time	23.1%	36
Yes, but can not find appropriate training opportunities	39.7%	62
No	7.7%	12
Not applicable	24.4%	38
Additonal comments		14
answered question		156
skipped question		129

31. Heritage Trades Skills






	Do not need these skills	Can not or do not know where to find these skills	Know of one specialist who can provide these skills	Know several specialists who can provide these skills	Have basic knowledge in-house	Have high-level expertise in-house	Skills are a priority for training to enhance your/your business' capacity	Response Count
Bricklaying (incl. re-pointing and repair)	13.6% (27)	2.0% (4)	24.7% (49)	32.3% (64)	18.2% (36)	18.7% (37)	4.5% (9)	198
Tuckpointing	18.8% (34)	7.2% (13)	30.9% (56)	26.0% (47)	12.7% (23)	8.8% (16)	5.0% (9)	181
Stonemasonry (incl. pointing and repair)	14.4% (27)	4.3% (8)	25.1% (47)	37.4% (70)	9.6% (18)	13.9% (26)	7.0% (13)	187
Carpentry	6.5% (13)	1.5% (3)	9.0% (18)	23.4% (47)	19.4% (39)	47.8% (96)	11.9% (24)	201
Joinery-repairs and reproduction	8.9% (17)	1.1% (2)	11.1% (21)	29.5% (56)	19.5% (37)	32.6% (62)	8.9% (17)	190
Timber slab and round pole construction	24.9% (46)	11.4% (21)	8.6% (16)	14.6% (27)	21.1% (39)	20.5% (38)	2.7% (5)	185
Solid plastering and rendering	8.9% (17)	2.6% (5)	23.0% (44)	42.4% (81)	13.6% (26)	16.8% (32)	4.7% (9)	191
Fibrous plastering	14.9% (27)	7.7% (14)	27.6% (50)	30.9% (56)	13.3% (24)	11.6% (21)	2.8% (5)	181
Painting and decorating-traditional finishes, eg. oil paints, limewashes and distempers	13.6% (26)	2.6% (5)	26.2% (50)	38.7% (74)	13.1% (25)	12.0% (23)	3.1% (6)	191
Painting and decorating-specialised decorative finishes, eg. marbling and graining	20.3% (38)	7.0% (13)	30.5% (57)	28.9% (54)	10.2% (19)	7.0% (13)	3.2% (6)	187
Roofing-slate	19.9% (36)	9.4% (17)	29.3% (53)	30.9% (56)	7.2% (13)	6.6% (12)	4.4% (8)	181

Roofing-tiles	13.7% (25)	1.6% (3)	23.6% (43)	50.5% (92)	10.4% (19)	7.7% (14)	2.2% (4)	182
Roofing-timber shingles	21.6% (40)	15.1% (28)	18.9% (35)	22.7% (42)	14.1% (26)	9.7% (18)	3.2% (6)	185
Roofing-galvanised products	11.2% (21)	2.7% (5)	16.6% (31)	42.2% (79)	19.8% (37)	17.6% (33)	2.7% (5)	187
Roofing-copper, lead and zinc flashings	13.3% (25)	5.3% (10)	29.3% (55)	36.2% (68)	14.9% (28)	9.6% (18)	4.8% (9)	188
Roof Plumbing-gutters, downpipes, rainheads etc.	8.9% (17)	1.0% (2)	20.9% (40)	44.0% (84)	17.3% (33)	17.8% (34)	3.7% (7)	191
Glass-conservation of plain glazing	22.0% (40)	13.7% (25)	23.6% (43)	26.9% (49)	8.2% (15)	9.3% (17)	3.3% (6)	182
Glass-leadlight and stained glass conservation	23.5% (42)	12.8% (23)	29.1% (52)	27.4% (49)	6.7% (12)	4.5% (8)	2.8% (5)	179
Metal-repairs and conservation, eg. cast iron	22.2% (40)	16.1% (29)	31.1% (56)	21.7% (39)	8.3% (15)	8.3% (15)	2.8% (5)	180
Timber floor finishing	12.6% (24)	2.6% (5)	17.8% (34)	38.7% (74)	14.1% (27)	22.0% (42)	3.7% (7)	191
Maori building craft	74.8% (116)	17.4% (27)	0.6% (1)	3.9% (6)	1.3% (2)	1.3% (2)	1.3% (2)	155
							Other (please specify)	8
							answered question	220
							skipped question	65






32. Do you use traditional tools and equipment?

	Response Percent	Response Count
Always 	19.8%	46
Only when specified 	16.4%	38
Some of the time 	50.0%	116
Never 	8.6%	20
Not applicable 	7.8%	18
Additional comments		4
answered question		232
skipped question		53

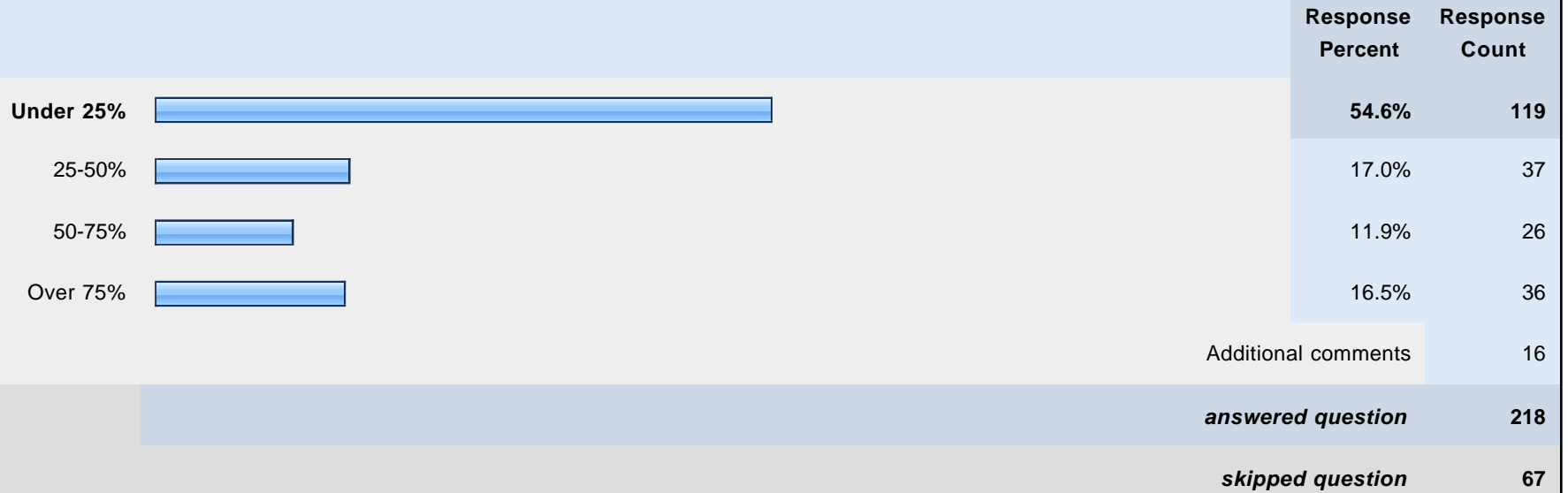
33. Do you use traditional techniques? eg. matured lime putty for plastering, soldered joints for galvanised products

	Response Percent	Response Count
Always 	15.0%	34
Only when specified 	37.9%	86
Some of the time 	29.1%	66
Never 	11.0%	25
Not Applicable 	10.1%	23
Additional comments		9
answered question		227
skipped question		58


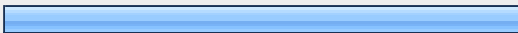



34. Do you use traditional materials? eg. replace 'like for like', lime mortar, match timber species, match source stone.

	Response Percent	Response Count
Always 	24.6%	56
Only when specified 	46.1%	105
Some of the time 	23.2%	53
Never 	3.1%	7
Not applicable 	6.6%	15
Additional comments		16
answered question		228
skipped question		57






35. For what proportion of your work on traditional buildings and structures are you provided with detailed documentation (eg specifications, schedules of work and detailed drawings) that direct you on what work is required and where?



36. On average, when you receive specifications and other works documentation for projects involving traditional buildings and structures, how closely are they supervised/inspected?

	Response Percent	Response Count
Very closely 	24.9%	56
Closely 	40.4%	91
Poorly 	14.7%	33
Not supervised/inspected 	5.3%	12
Not applicable 	15.1%	34
Additional comments		16
answered question		225
skipped question		60

37. On average, what is the quality of the specifications and works documentation for projects involving traditional buildings and structures you receive?

	Response Percent	Response Count
Good 	20.9%	47
Satisfactory 	44.0%	99
Poor 	20.0%	45
Can not be used (often start again from scratch) 	5.3%	12
Not applicable 	13.3%	30
	Additional comments	13
	answered question	225
	skipped question	60

38. Any further comments?

	Response Count
	43
	answered question
	43
	skipped question
	242