

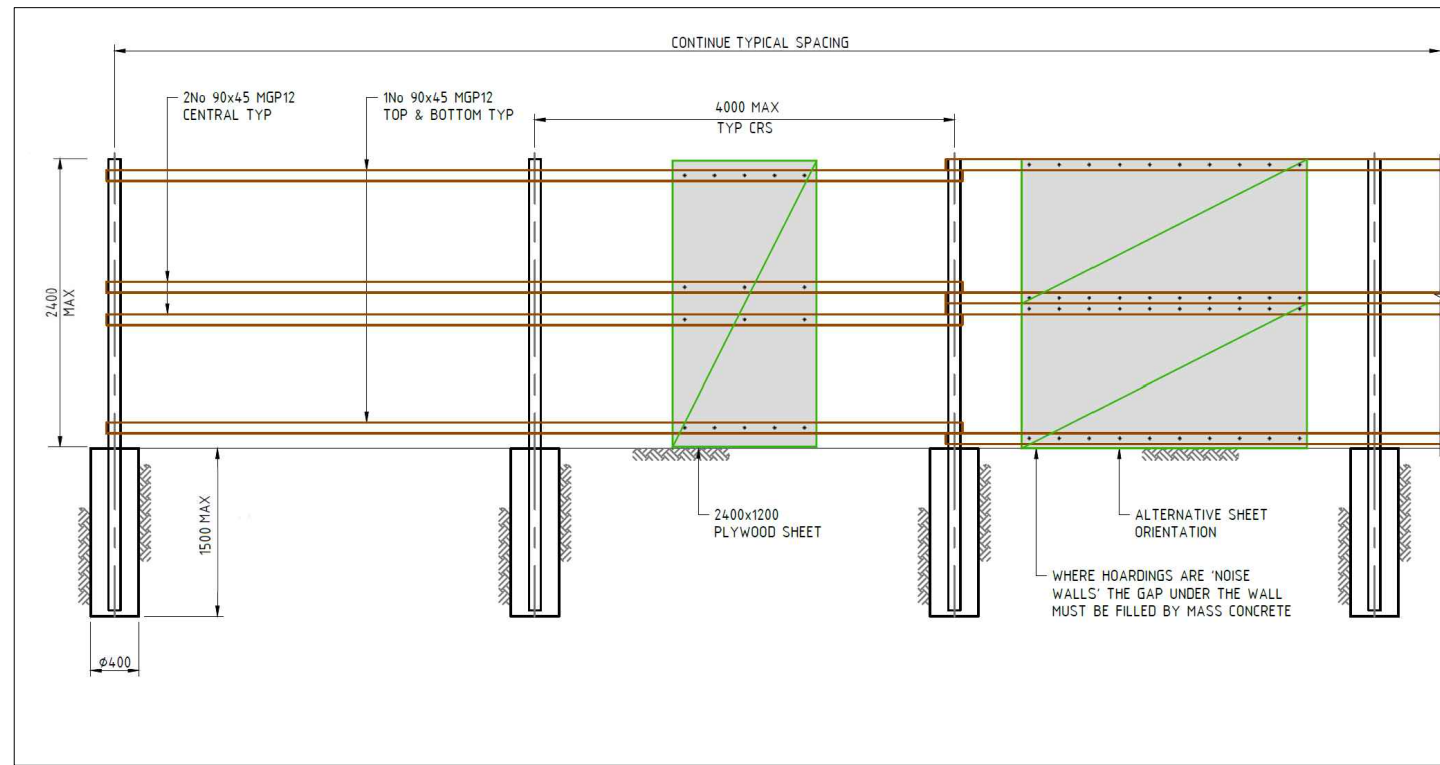
PRELIMINARY

(DATE)

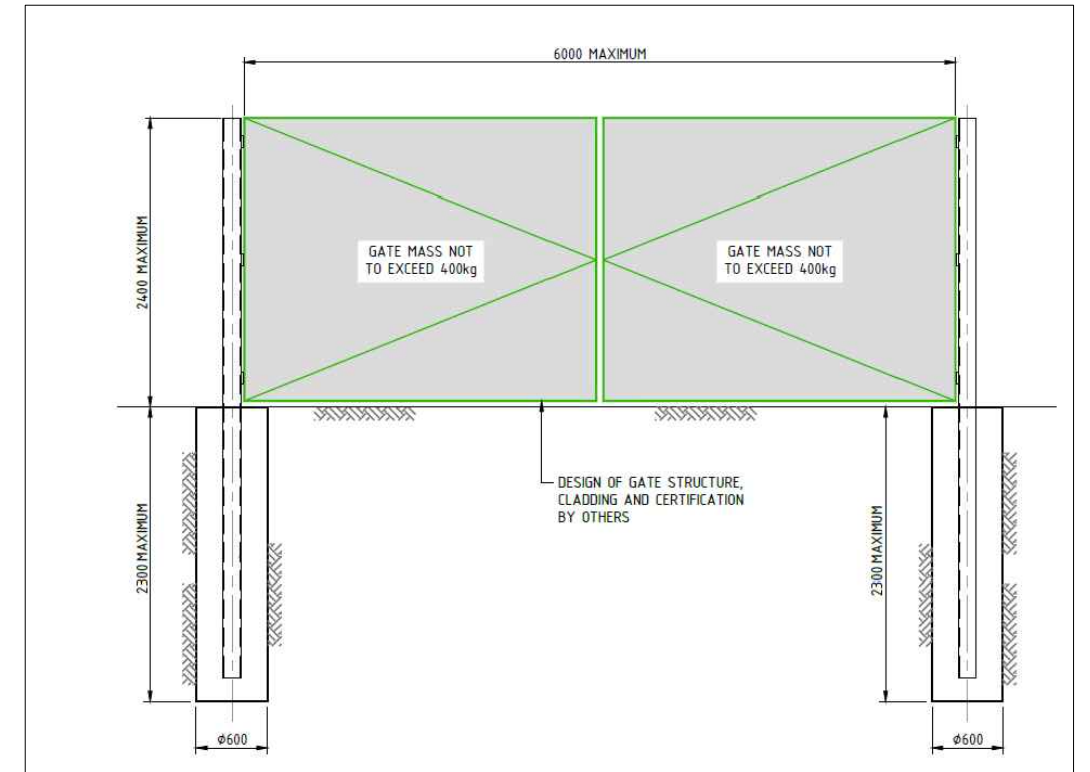
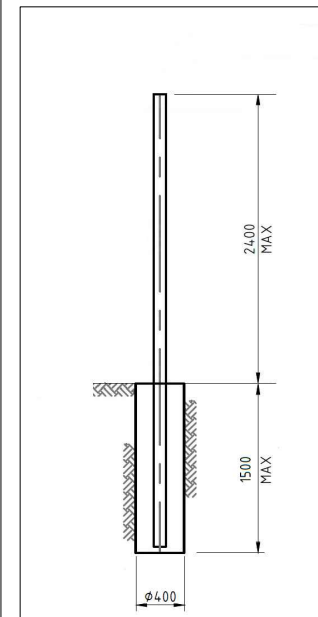
(SIGNATURE)

(BLOCK LETTERS)

Certified By:



1 TYPICAL LENDLEASE HOARDING CROSS SECTIONS



2 TYPICAL LENDLEASE GATE CROSS SECTIONS

NOTES:

- BORED CONCRETE PILES - FOR HOARDING (400 DIAMETER,1500 DEPTH)
- BORED CONCRETE PILES - FOR GATE (600 DIAMETER,2300 DEPTH)
- STEEL POSTS INSTALLED IN PILES
- TIMBER RAILS CONNECTED TO STEEL POSTS
- PLY SHEETS - FOR HOARDING (2400 X 1200)
- SEE ROYAL PARADE HERITAGE DRAWING FOR HOARDING LOCATION

Reference Documents:
TAS-CYP-PKV-PEG-DRG-CTW-PKV-C0110-A

ISSUED FOR INFORMATION

WARNING
BEWARE OF UNDERGROUND SERVICES
THE LOCATIONS OF UNDERGROUND SERVICES ARE APPROXIMATE ONLY AND THEIR EXACT POSITION SHOULD BE PROVEN ON SITE. NO GUARANTEE IS GIVEN THAT ALL EXISTING SERVICES ARE SHOWN.

03/23/2018 3:22:33 PM

Revised By	In Serv	Rev.	Date	Description	Designed	Checked	Ind. Review	Approved
CB		A	23/03/18	FOR REVIEW				

Consultant

Franchisee / Lessee

This drawing has been prepared by, or compiled from information provided by, persons other than PTV. To the maximum extent permissible by law, PTV takes no responsibility for, and makes no representations in relation to, the completeness, accuracy or quality of any information contained in this drawing. Each user of this drawing releases PTV from all and any loss, damage, cost, expense or liability in relation to the use of, or any reliance on, this drawing or the information contained in it.

All written dimensions take precedence over scaled dimensions.

This drawing is provided only for the information of the person or organisation to whom PTV provides it. It may not be provided to, or used by, any other person without PTV's prior written consent.

RAILWAY TRACK AND CIVIL
MELBOURNE METRO
PARKVILLE HERITAGE

Up Location East North ID#	Down Location East North ID#	Datum
----------------------------	------------------------------	-------

Project Drawing No	TAS-CYP-PKV-PEG-DRG-XCH-PKV-X0017	A
Drawn By	EG	Designed By LP
Checked By	LP	Ind. Review -
Approved	-	Approval Date -
Drawing Number	-	Revision -
File Name	PUBLIC TRANSPORT VICTORIA PT	
Sheet No.	02 of 05	
In Serv.	-	
Scale	1:400	Sheet Size A3

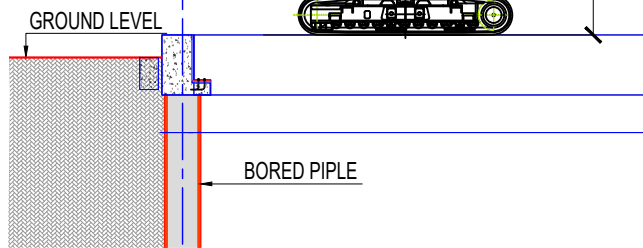
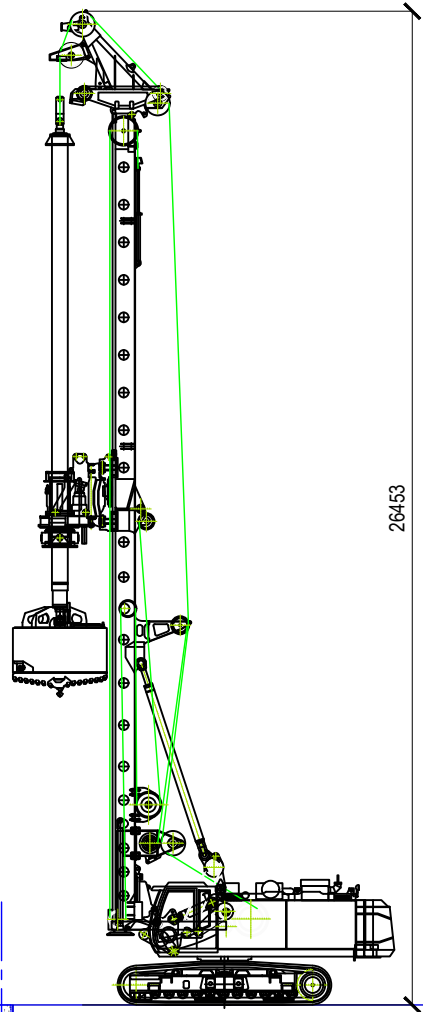
PRELIMINARY

(DATE)

(SIGNATURE)

(BLOCK LETTERS)

Certified By:



2 SECTION 1 - PILING
1:200

NOTES:

- BORED CONCRETE PILES (900 DIAMETER)
- UP TO 35 METER DEPTH
- SEE GATE 10 HERITAGE DRAWING FOR PILING LOCATION

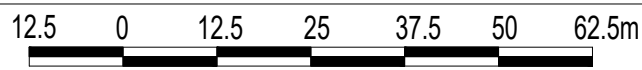
LEGEND

- EXISTING LAND BOUNDARY
- PEDESTRIAN ACCESS PATH
- PEDESTRIAN ACCESS - DDA COMPLIANT RAMP
- SITE HOARDING
- VHR BOUNDARY
- PROPOSED SITE ENTRANCE
- PROPOSED SITE EXIT
- PILES
- REGISTERED LAND - H0918 & H0919
- CONSTRUCTION AREA LAYDOWN AND PLANT MOVEMENT
- SECTION OF THE FENCE TO BE DISMANTLED
- IMPACTED TREE

WARNING

BEWARE OF UNDERGROUND SERVICES
THE LOCATIONS OF UNDERGROUND SERVICES ARE APPROXIMATE ONLY AND THEIR EXACT POSITION SHOULD BE PROVEN ON SITE. NO GUARANTEE IS GIVEN THAT ALL EXISTING SERVICES ARE SHOWN.

SCALE 1 : 1250



Reference Documents:
TAS-CYP-PKV-PEG-DRG-CTW-PKV-C0110-A

ISSUED FOR INFORMATION

RAILWAY TRACK AND CIVIL
MELBOURNE METRO
PARKVILLE HERITAGE

Up Location East North ID#	Down Location East North ID#	Datum
----------------------------	------------------------------	-------

Project Drawing No TAS-CYP-PKV-PEG-DRG-XCH-PKV-X0017 A

PUBLIC TRANSPORT VICTORIA PT	Drawn By	EG	Designed By	LP
	Checked By	LP	Ind. Review	-
File Name				
Sheet No.	04 of 05			
In Serv.				
Scale 1:400	Sheet Size	A3		
Drawing Number				Revision



This drawing has been prepared by, or compiled from information provided by, persons other than PTV. To the maximum extent permissible by law, PTV takes no responsibility for, and makes no representations in relation to, the completeness, accuracy or quality of any information contained in this drawing. Each user of this drawing releases PTV from all and any loss, damage, cost, expense or liability in relation to the use of, or any reliance on, this drawing or the information contained in it.

All written dimensions take precedence over scaled dimensions.
This drawing is provided only for the information of the person or organisation to whom PTV provides it. It may not be provided to, or used by, any other person without PTV's prior written consent.

Revised By	In Serv	Rev.	Date	Description	Designed	Checked	Ind. Review	Approved
CB		A	23/03/18	FOR REVIEW				